

Supplement to Government Gazette

OF

WESTERN AUSTRALIA.

[Published by Authority.]

No. 26. }
P.O. No. 23. }

PERTH: FRIDAY, JUNE 9.

[1899.

CONTENTS:

SUBJECT.	PAGE
Complete Specifications accepted	1705
Applications for Registration of Trade Marks	1709

Note.—Throughout this Gazette the names in Italics within parentheses are those of Communicators of Inventions.

Complete Specifications.

Patent Office, Perth,
14th April, 1899.

NOTICE is hereby given that the undermentioned Applications for the Grant of Letters Patent, and the Complete Specifications annexed thereto, have been *accepted*, and are now open to public inspection at this Office.

Any person or persons intending to oppose any of such applications must leave particulars, in writing, in duplicate (on Form D), of his or their objections thereto, within two calendar months from the first appearance of this advertisement in the *Western Australian Government Gazette*. A fee of Ten shillings (10s.) is payable with such notice.

Application No. 2158.—JOHN HIORNS MANDER, of 30 St. Asaph Street, Christchurch, New Zealand, Coal Merchant, "*Improvements in Machines for Recording at Elections Votes, and for analagous Purposes.*"—Dated 3rd August, 1898. (Specification, 12s.)

Application No. 2390.—GYNLA VON BENKE, of 367 Bourke Street, Darlinghurst, Sydney, New South Wales, Gentleman, "*Improved Tobacco Moistener.*"—Dated 13th February, 1899. (Specification, 2s. 6d.)

Application No. 2419.—THE SIMULTANEOUS COLOR PRINTING SYNDICATE, LIMITED, of 7 Bleeding Heart Yard, London, England, Printers, and HENRY DE MONTIN, of 57 Rushton Lodge, Sidney Road, New Southgate, Middlesex, England, Printer, "*Improvements in, and relating to, Polychrome Printing Machines.*"—Dated 11th March, 1899. (Specification, 9s.)

Application No. 2428.—FREDERICK WILLIAM MARTINO, Manufacturer, 107 Montgomery Road, Sharrow, Sheffield, England, and FREDERIC STRUBBS, Engineer, "Edgegate," Osborne Road, Sheffield, England, "*Improvements in, or relating to, the treatment of Ores and the Precipitation of Precious Metals from their Cyanide Solutions.*"—Dated 17th March, 1899. (Specification, 3s. 6d.)

Application No. 2429.—THE IMPERIAL S. C. ACETYLENE GAS COMPANY, LIMITED, of 33 King Street, Manchester, Lancaster, England, Gas and Generator Manufacturers (Assignee of GEORGE WILLIAM GASKELL and ROBERT RENTON GIBBS), "*Improvements in Apparatus for Generating and Storing Acetylene or other Gas.*"—Dated 17th March, 1899. (Specification, 9s.)

Application No. 2431.—OTTO GRÜNWARD, of St. George's Terrace, Perth, Western Australia, Merchant, "*An Improved Apparatus for the Generation of Acetylene Gas.*"—Dated 17th March, 1899. (Specification, 3s. 6d.)

Application No. 2449.—WILLOUGHBY STATHAM SMITH, of 13 Courtfield Road, South Kensington, Middlesex, England, Electrical Engineer, "*Improvements in Electric Cables.*"—Dated 28th March, 1899. (Specification, 2s. 6d.)

MALCOLM A. C. FRASER,
Registrar of Patents.

Patent Office, Perth,
21st April, 1899.

NOTICE is hereby given that the undermentioned Applications for the Grant of Letters Patent, and the complete Specifications annexed thereto, have been *accepted*, and are now open to public inspection at this Office.

Any person or persons intending to oppose any of such applications must leave particulars, in writing, in duplicate (on Form D), of his or their objections thereto, within two calendar months from the first appearance of this advertisement in the *Western Australian Government Gazette*. A fee of Ten shillings (10s.) is payable with such notice.

Application No. 2064.—GEORGE BROUGHAM HUBERT AUSTIN, of No. 60 Armadale Road, Armadale, near Melbourne, in the Colony of Victoria, Architect, "*Improved Mechanism for assisting in the propulsion of Cycles.*"—Dated 25th May, 1898. (Specification, 9s. 6d.)

MALCOLM A. C. FRASER,
Registrar of Patents.

Patent Office, Perth,
28th April, 1899.

NOTICE is hereby given that the undermentioned applications for the Grant of Letters Patent, and the complete Specifications annexed thereto, have been *accepted*, and are now open to public inspection at this Office.

Any person or persons intending to oppose any of such applications must leave particulars, in writing, in duplicate (on Form D), of his or their objections thereto, within two calendar months from the first appearance of this advertisement in the *Western Australian Government Gazette*. A fee of Ten shillings (10s.) is payable with such notice.

Application No. 2424.—ANTOINE LAVOIX, of 7 Rue Chateaudun, Paris, France, Engineer, "*An Improved Amalgamating Apparatus for extraction of precious Metals from Minerals.*"—Dated 14th March, 1899. (Specification, 8s. 6d.)

Application No. 2433.—THE PREISS ELECTRIC STORAGE COMPANY, LIMITED, of Cowra Chambers, Grenfell Street, Adelaide, South Australia (Assignee of ALBERT PREISS), "*Improvements in Secondary Batteries.*"—Dated 21st March, 1899. (Specification, 6s.)

Application No. 2438.—GEORGE WESTINGHOUSE, of Pittsburg, Pennsylvania, United States of America, Manufacturer, "*Systems of Electric Traction.*"—Dated 23rd March, 1899. (Specification, 8s.)

Application No. 2439.—HARRY PHILLIPS DAVIS, of Pittsburg, Pennsylvania, United States of America, Electrical Engineer, and ALBERT SCHMID, of 239 Rue St. Honoré, Paris, France, Electrical Engineer, "*Improved methods of and means for controlling Electric Motors.*"—Dated 23rd March, 1899. (Specification, 10s.)

Application No. 2440.—GILBERT WRIGHT, of 409 Ross Avenue, Wilkinsburg, Pennsylvania, United States of America, Electrical Engineer, "*Improvements in Switches for Electric Circuits.*"—Dated 23rd March, 1899. (Specification, 2s. 6d.)

Application No. 2441.—BENJAMIN GARVER LAMME, of 230 Stratford Avenue, Pittsburg, Pennsylvania, United States of America, Electrical Engineer, "*Improvements in Systems of Electrical Distribution.*"—Dated 23rd March, 1899. (Specification, 2s.)

Application No. 2442.—BENJAMIN GARVER LAMME, of 230 Stratford Avenue, Pittsburg, Pennsylvania, United States of America, Electrical Engineer, "*Improvements relating to the Generation, Conversion, and Distribution of Electrical Energy.*"—Dated 23rd March, 1899. (Specification, 19s.)

Application No. 2445.—FRANCIS HAMEL HARVEY, of Hayle, Cornwall, England, Engineer, "*Improvements in Ore Stampers.*"—Dated 25th March, 1899. (Specification, 10s.)

Application No. 2447.—ARTHUR STEPHEN PLEWS, of 22 Sackville Street, Manchester, Merchant, and JAMES WESTHEAD WORSEY, of 137 Boundary Road, St. Helens, Metallurgical Chemist, both in the County of Lancaster, England, "*Improvements in Apparatus for the Treatment of Metallic Ores, Matte, and the like.*"—Dated 28th March, 1899. (Specification, 5s.)

Application No. 2448.—ARTHUR STEPHEN PLEWS, of 22 Sackville Street, Manchester, Merchant, and JAMES WESTHEAD WORSEY, of 137 Boundary Road, St. Helens, Metallurgical Chemist, both in the County of Lancaster, England, "*Improvements in Metallurgical Processes.*"—Dated 28th March, 1899. (Specification, 4s.)

MALCOLM A. C. FRASER,
Registrar of Patents.

Patent Office, Perth,
5th May, 1899.

NOTICE is hereby given that the undermentioned Applications for the Grant of Letters Patent, and the Complete Specifications annexed thereto, have been *accepted*, and are now open to public inspection at this Office.

Any person or persons intending to oppose any of such applications must leave particulars, in writing, in duplicate (on Form D), of his or their objections thereto, within two calendar months from the first appearance of this advertisement in the *Western Australian Government Gazette*. A fee of Ten shillings (10s.) is payable with such notice.

Application No. 2118.—WILLIAM AUGUSTUS HARDWICK, of York, Western Australia, Saddler, "*Improved Cushioned Horse Collar.*"—Dated 2nd July, 1898. (Specification, 2s. 6d.)

Application No. 2313.—EDWARD JOHN SWYNY, of Perth, Western Australia, Miner, "*An improved Gold Saver and Ore Concentrator.*"—Dated 30th November, 1898. (Specification, 2s. 6d.)

Application No. 2420.—EDWARD WILLIAM MCKENNA, of 402 Jefferson Street, Milwaukee, United States of America, Manufacturer, "*Improvements in Method of and Machinery for Renewing old Steel Rails.*"—Dated 11th March, 1899. (Specification, 12s. 6d.)

Application No. 2421.—EDWARD WILLIAM MCKENNA, of 402 Jefferson Street, Milwaukee, United States of America, Manufacturer (Assignee of DAVID HOLLIDAY LENTZ), "*Improvements in Charging Machine.*"—Dated 11th March, 1899. (Specification, 12s. 6d.)

Application No. 2451.—JOHN WILLIAMSON, of Boulder, Western Australia, Condenser Proprietor, "*Improved Reducing and Amalgamating Appliance for recovering Gold from its Pug or Clay.*"—Dated 30th March, 1899. (Specification, 3s.)

Application No. 2454.—EDWARD LLOYD PEASE, of the Parkfield Works, Stockton-on-Tees, in the County of Durham, England, Engineer, "*Roofs and the like Structural Work.*"—Dated 30th March, 1899. (Specification, £1 10s.)

Application No. 2456.—ARTHUR ROYSE LYSAGHT, of 10 Bligh Street, Sydney, New South Wales, Wire Netting Manufacturer (Assignee of FRANCIS JOHN SHERBORNE), "*Improvements in Wire Netting Machines.*"—Dated 5th April, 1899. (Specification, 5s. 6d.)

Application No. 2457.—THOMAS MILLS, of Sandhurst, in the County of Berks., England, Gentleman, and ROBERT KILLOCH DONALD, of 42 Cadogan Street, Glasgow, Scotland, Engineer, "*Improvements in Apparatus for Pulverising Ores and other Materials.*"—Dated 5th April, 1899. (Specification, 3s. 6d.)

Application No. 2458.—JOHN FLETT WHYTE, of James Street, Northcote, Land Agent, and HUGH JAMES WHYTE, of 21 Victoria Street, Fitzroy, Sanitary Engineer, both in the Colony of Victoria, "*An improved Apparatus for the Generation, Purification, Storage, and Supply of Acetylene Gas.*"—Dated 5th April, 1899. (Specification, 8s.)

Application No. 2459.—LOUIS CARNEGIE AULDJO, of George Street, Sydney, New South Wales, Consulting Engineer, "*Improvements in Furnaces.*"—Dated 5th April, 1899. (Specification, 6s. 6d.)

Application No. 2460.—WILLIAM SHEARING, of Port Road, Carrandown, Manufacturer, and JOHN HARRIS JONES, of Glanton Street, West Hindmarsh, Commission Agent, both in the Province of South Australia, "*An improved Process for the Treatment of Ores.*"—Dated 5th April, 1899. (Specification, 3s.)

Application No. 2461.—WILLIAM SHEARING, of Port Road, Carrandown, Manufacturer, and JOHN HARRIS JONES, of Glanton Street, West Hindmarsh, Commission Agent, both in the Province of South Australia, "*An improved Furnace for the Treatment of Ores.*"—Dated 5th April, 1899. (Specification, 5s. 6d.)

MALCOLM A. C. FRASER,
Registrar of Patents.

Patent Office, Perth,
12th May, 1899.

NOTICE is hereby given that the undermentioned Applications for the Grant of Letters Patent, and the complete Specifications annexed thereto, have been *accepted*, and are now open to public inspection at this Office.

Any person or persons intending to oppose any of such applications must leave particulars, in writing, in duplicate (on Form D), of his or their objections thereto, within two calendar months from the first appearance of this advertisement in the *Western Australian Government Gazette*. A fee of Ten shillings (10s.) is payable with such notice.

For particulars of claims, see Gazette No. 19, 12th May, 1899.

Application No. 2391.—JAMES BAIRD, of Devonport, near Auckland, New Zealand, Engineer, "*An improved Rotary Engine.*"—Dated 14th February, 1899.

Specification, 11s. Drawings on application.

Application No. 2437.—HOLMES SAMUEL CHIPMAN, of No. 54 Margaret Street, Sydney, New South Wales, Merchant, "*Improvements in certain descriptions of Oil Lamp Burners.*"—Dated 21st March, 1899.

Specification, 8s. Drawings on application.

Application No. 2450.—NIELS BENDIXEN, Superintendent of a Laboratory, Copenhagen, Denmark, "*Improvements in the method of and an apparatus for sterilizing Milk.*"—Dated 28th March, 1899.

Specification, 6s. Drawings on application.

Application No. 2466.—ISIDOR VAN STAVEREN, of "Marathon," St. George's Terrace, Perth, Western Australia, "*An Improved Fastener for Letters and Packages.*"—Dated 13th April, 1899.

Specifications, 1s. 6d. Drawings on application.

Application No. 2476.—SOLOMON ROBERT DRESSER, of Bradford, Pennsylvania, United States of America, Inventor, "*Improvements in Insulated Pipe Couplings.*"—Dated 22nd April, 1899.

Specification, 12s. 6d. Drawings on application.

Application No. 2482.—THE MARSDEN COMPANY, of 850 Drexel Building, corner of Fifth and Chestnut Streets, Philadelphia, Pennsylvania, U.S.A. (Assignee of MARK WORSNOP MARSDEN), "*Material for Packings and other Purposes.*"—Dated 25th April, 1899.

Specification, 5s. 6d.

Application No. 2485.—GEORGE JOHN HOSKINS and CHARLES HENRY HOSKINS, of Sydney, New South Wales, Engineers, "*An improved mode of and Apparatus for making the Moulds and Cores that are used in Pipe Founding.*"—Dated 28th April, 1899.

Specification, 8s. 6d. Drawings on application.

MALCOLM A. C. FRASER,
Registrar of Patents.

Patent Office, Perth,
19th May, 1899.

NOTICE is hereby given that the undermentioned Applications for the Grant of Letters Patent, and the complete Specifications annexed thereto, have been *accepted*, and are now open to public inspection at this Office.

Any person or persons intending to oppose any of such applications must leave particulars, in writing, in duplicate (on Form D), of his or their objections thereto, within two calendar months from the first appearance of this advertisement in the *Western Australian Government Gazette*. A fee of Ten shillings (10s.) is payable with such notice.

For particulars of claims, see Gazette No. 20, 19th May, 1899.

Application No. 2401.—ANDREW JANECZEK, of Kalgoorlie, in the Colony of Western Australia, Speculator, "*Improved Stump and Tree Puller.*"—Dated 23rd February, 1899.

Specification, 2s. Drawings on application.

Application No. 2452.—CARL GEISLER, of Stassfurt, in the Kingdom of Prussia, Royal Mill Manager, "*An Improved Apparatus for taking samples of Pulverised and Granulated Materials.*"—Dated 30th March, 1899.

Specification, 3s. 6d. Drawings on application.

Application No. 2453.—THE IMPERIAL S.C. ACETYLENE GAS COMPANY, LIMITED, of 33 King Street, Manchester, in the County of Lancaster, in the Kingdom of England, Gas and Generator Manufacturers (assignee of Evan Evans), "*An improved system of Storage, Generation, Purification, and use of Acetylene for illuminating purposes, and in apparatus therefor.*"—Dated 30th March, 1899.

Specification, £1. Drawings on application.

Application No. 2471.—WILLIAM H. BAKER, of Devil's Lake, in the County of Ramsey, State of North Dakota, United States of America, Chemist, "*Improvements in processes and apparatus for Separating Precious Metals from their Ores.*"—Dated 18th April, 1899.

Specification, 5s. 6d. Drawings on application.

Application No. 2472.—THE WIRELESS TELEGRAPH AND SIGNAL COMPANY, LIMITED, of 28 Mark Lane, in the City of London, England, Electricians (assignee of GUGLIELMO MARCONI, of London, aforesaid), "*Apparatus employed in Wireless Telegraphy.*"—Dated 18th April, 1899.

Specification, 5s. Drawings on application.

Application No. 2475.—HARRY PHILLIPS DAVIS, of 327 Neville Street, Pittsburg, in the County of Allegheny, State of Pennsylvania, United States of America, Electrical Engineer, and FRANK CONRAD, of 709 Whitney Avenue, Wilkinsburg, in the County and State aforesaid, Electrical Engineer, "*Improvements in Electric Motors and Meters adapted for use with alternating currents.*"—Dated 21st April, 1899.

Specification, 8s. Drawings on application.

Application No. 2481.—BENJAMIN GARNER LAMME, of 230 Stratford Avenue, Pittsburg, in the County of Allegheny, State of Pennsylvania, United States of America, Electrical Engineer, "*Improvements in and relating to the Utilisation and Conversion of Electric Currents.*"—Dated 24th April, 1899.

Specification, 7s. 6d. Drawings on application.

Application No. 2483.—JOHN WATERS SUTHERLAND and WALTER TECHOW, both of Lake View Consols, Boulder, Western Australia, Metallurgical Chemists, "*Improvements in the precipitation of precious Metals from Cyanide Solutions by means of Zinc Shavings.*"—Dated 25th April, 1899.

Specification, 3s. 6d.

Application No. 2486.—GEORGE WESTINGHOUSE, of Westinghouse Building, Pittsburg, in the County of Allegheny, State of Pennsylvania, United States of America, Engineer, and EDWIN EMERSON NOLAN, of 517 Center Street, Wilkesburg, in the County and State aforesaid, "*Improvements in securing Coreplates in Dynamo-Electric Machinery.*"—Dated 29th April, 1899.

Specification, 4s. Drawings on application.

MALCOLM A. C. FRASER,
Registrar of Patents.

Patent Office, Perth,
26th May, 1899.

NOTICE is hereby given that the undermentioned Applications for the Grant of Letters Patent, and the complete Specifications annexed thereto, have been *accepted*, and are now open to public inspection at this Office.

Any person or persons intending to oppose any of such applications must leave particulars, in writing, in duplicate (on Form D), of his or their objections thereto, within two calendar months from the first appearance of this advertisement in the *Western Australian Government Gazette*. A fee of Ten shillings (10s.) is payable with such notice.

For particulars of claims, see *Gazette No. 21, 26th May, 1899.*

Application No. 2373.—RICHARD SPARROW, of Barrack Street, Perth, Western Australia, Licensed Patent Agent (*Frederic Fouché*), "*Improved Aero-condensing Apparatus.*"—Dated 21st January, 1899.

Specification, 5s. 6d. Drawings on application.

Application No. 2407.—EDWARD MARCH, of 59 Burton Crescent, London, England, Engineer, "*Improvements in Machines for Registering and issuing Checks at public Pay Windows.*"—Dated 28th February, 1899.

Specification, 9s. 6d. Drawings on application.

Application No. 2426.—FRED. WALSH, Patent Agent, Manager of Edward Waters' International Patent and Trade Marks Office, No. 23 Elizabeth Street, Sydney, in the Colony of New South Wales, "*Improvements in Ore Concentrators having Shaking Tables.*"—Dated 14th March, 1899.

Specifications, 8s. 6d. Drawings on application.

Application No. 2427.—JOHN ROGER, of Denver, Colorado, United States of America, "*Improvements in Ore Crushing Machinery.*"—Dated 14th March, 1899.

Specification, 3s. 6d. Drawings on application.

Application No. 2468.—FREDERICK WILLIAM MARTINO, Manufacturer, of 107 Montgomery Road, Sharrow, Sheffield, Yorkshire, England,

and FREDERIC STUBBS, Engineer, of "Edge-gate," Osborne Road, Sheffield, aforesaid, "*Improvements in or relating to the Precipitation of Gold from Chloride or Bromide Solutions containing it.*"—Dated 15th April, 1899.

Specification, 2s.

Application No. 2469.—ELISHA SEYMOUR, of Chicago, in the County of Cook, in the State of Illinois, United States of America, Manufacturer, "*Rotary Engine.*"—Dated 15th April, 1899.

Specification, 10s. Drawings on application.

Application No. 2473.—CHARLES HARPER, of Woodbridge, near Guildford, Western Australia, Gentleman, "*A Sheaf Header appliance for Threshers.*"—Dated 19th April, 1899.

Specification, 6s. Drawings on application.

MALCOLM A. C. FRASER,
Registrar of Patents.

Patent Office, Perth,
2nd June, 1899.

NOTICE is hereby given that the undermentioned Applications for the Grant of Letters Patent, and the complete specifications annexed thereto, have been *accepted*, and are now open to public inspection at this Office.

Any person or persons intending to oppose any of such applications must leave particulars, in writing, in duplicate (on Form D), of his or their objections thereto, within two calendar months from the first appearance of this advertisement in the *Western Australian Government Gazette*. A fee of Ten shillings (10s.) is payable with such notice.

For particulars of claims, see *Gazette No. 22, 2nd June, 1899.*

Application No. 2183.—FREDERICK BAKER, of "Maylands," Kambrook Road, Caulfield, in the Colony of Victoria, Builder, "*An improved Spike and Holdfast for securing Rails, Decking, Platforms, and the like.*"—Dated 23rd August, 1898.

Specification, 12s. Drawings on application.

Application No. 2487.—LEWIS ERNEST SAUNDERS, of 70 William Street, Perth, Western Australia, Engineer, "*Improved Apparatus for Heating Purposes, to be used with Oil Vaporising Stoves.*"—Dated 1st May, 1899.

Specification, 2s. 6d. Drawings on application.

Application No. 2491.—RICHARD EVENS, of 105 William Street, Sydney, New South Wales, Gentleman, "*A Specific for the Cure of Fluke, Worms, and other Diseases in Sheep and other Animals, and the prevention of same.*"—Dated 2nd May, 1899.

Specification, 2s. 6d.

Application No. 2498.—DEERING HARVESTER COMPANY, of Chicago, Illinois, U.S.A. (Assignee of JOHN FLETCHER STEWARD and CHARLES ALFRED ANDERSON RAND), "*Improvements in Self-binding Harvesters.*"—Dated 2nd May, 1899.

Specification, 17s. Drawings on application.

Application No. 2501.—GEORGE WILLIAM METTAM, of Broad Arrow, Western Australia, Plumber, "*A new or improved Pneumatic Hand-shower.*"—Dated 6th May, 1899.

Specification, 2s. 6d. Drawings on application.

Application No. 2505.—JOHN JAMES DRAGE, Manufacturer, of First Avenue, East Adelaide, and EDWARD THOMAS BRIDGLAND, Hardware Salesman, of Hill Street, North Adelaide, both in South Australia, "*Improvements in Refrigerators.*"—Dated 9th May, 1899.

Specification, 9s. Drawings on application.

Application No. 2508.—ELIAS BERNARD KOOPMAN, Manager, of 18 and 19 Great Windmill Street, Piccadilly Circus, London, W., "*Improvements in apparatus for exhibiting a succession of Pictures, giving them an appearance of motion, and coin-freed mechanism therefor.*"—Dated 9th May, 1899.

Specification, 14s. Drawings on application.

Application No. 2509.—AKTIESELSKABET BURMEISTER, & WAINS MASKIN & SKIBSBYGGERI, of Copenhagen, in the Kingdom of Denmark (assignee of OSCAR ANDERSON), "*Improvements in Centrifugal Cream Separators.*"—Dated 9th May, 1899.

Specification, 13s. 6d. Drawings on application.

Application No. 2510.—ALAN PRICE, of Sydney, New South Wales, Civil Engineer, "*Improvements in the 'Hotchkiss' Boiler-Cleaners.*"—Dated 9th May, 1899.

Specification, 5s. 6d. Drawings on application.

Application No. 2520.—THOMAS CHRISTOPHER DONNELLY, of 31 Moray Place, Dunedin, New Zealand, Mine Manager, "*Improvements in Screens.*"—Dated 12th May, 1899.

Specification, 2s. 6d. Drawings on application.

MALCOLM A. C. FRASER,
Registrar of Patents.

Patent Office, Perth,
9th June, 1899.

NOTICE is hereby given that the undermentioned Applications for the Grant of Letters Patent, and the Complete Specifications annexed thereto, have been accepted, and are now open to public inspection at this Office.

Any person or persons intending to oppose any of such applications must leave particulars, in writing, in duplicate (on Form D), of his or their objections thereto, within two calendar months from the first appearance of this advertisement in the Western Australian Government Gazette. A fee of Ten shillings (10s.) is payable with such notice.

Application No. 2186.—FRANCIS ELLERSHAUSEN, of 24 Green Street, Blackfriars, London, England, gentleman, "*Improvements in the treatment of Refractory Sulphide Ores.*"—Dated 27th August, 1898.

Claim:—

1. The improved process of smelting refractory sulphide ores in an ordinary cupola or blast furnace, consisting in the use together with the ordinary blast of an exhaust, sufficiently powerful to prevent any zinc accretions forming in the furnace.

Specification, 2s.

Application No. 2490.—HENRY ELIAS HOWLAND, of 35 Wall Street, New York, United States of America (assignee of ORLANDO M. THOWLESS), "*Burners for Incandescent Lamps.*"—Dated 2nd May, 1899.

Claims:—

1. A burner for incandescent or glow lamps, composed of an internal basic filament or strip covered with a layer of non-conducting material and a light-giving surface deposited thereon.

2. A burner for an incandescent lamp, composed of a basic non-conducting filament, having a loosely fitting conducting covering, designed to serve as the light-giving portion of the burner.

3. The method of making burners for incandescent lamps, which consists in properly preparing the surface of an internal non-conducting core, solid or hollow, for receiving a layer of electrically deposited carbon, and then submitting the burner so prepared to the action of the flashing or other similar process.

4. A burner for incandescent lamps, consisting of a hollow tube or cylinder of non-conducting substance covered with a layer of conducting material.

5. A burner for incandescent lamps, composed of a hollow internal filament or strip, a coating of non-conducting substance, and a layer thereon of conducting material.

6. A burner for incandescent lamps, composed of a properly prepared non-conducting base, and having for its light-giving portion a composite material, composed of a mixture of conducting and poorly-conducting substances.

7. A burner for incandescent lamps, composed of an internal filament, a layer of non-conducting substances, and a covering of composite conducting material.

8. A burner for incandescent lamps, composed of a hollow non-conducting base, covered with a layer of composite material formed of a mixture of conducting and non-conducting substances.

9. A burner for incandescent lamps, having a properly prepared internal non-conducting base, upon which is deposited or coated a light-giving portion of metallic carbide.

10. A burner for incandescent lamps, having a properly prepared internal non-conducting core, and whose light-giving portion is composed of conducting metallic oxides.

11. The method of making burners for incandescent lamps, which consists in treating a chloride of platinum with proper essential oils, applying the resultant compound to a non-conducting basic filament heating the filament thus covered, and subjecting the filament thus formed to the action of an electric current in the presence of a hydrocarbon gas or liquid.

Specification, 8s. 6d. Drawings on application.

Application No. 2497.—ARTHUR KITSON, Engineer, of 213 West Upsal Street, Germantown, Philadelphia, State of Pennsylvania, United States of America, "*Vapor-burning apparatus.*"—Dated 2nd May, 1899.

Claims:—

1. In a vapor-burning lamp, the combination of the burner and connections, the incandescent mantle therefor, the translucent air-tight globe enclosing said incandescent mantle, the reflector mounted over said burner and resting on said globe, and having a central opening for the exit of hot gases, and the vaporising tube extending across said opening, as described herein and illustrated in the accompanying drawings.

2. A vapor-burning attachment for gas fixtures, consisting of the combination of a vaporising tube supported over said fixture, the mixing tube extending from a point in front of the end of the vaporising tube to the burner, the burner mounted on the gas fixture, and a passage-way discharging gas into said burner, as described herein and as illustrated in the accompanying drawings.

3. In a vapor-burning lamp, the combination of the vapor burner, the vaporising tube, and electrical means for vaporising oil for the purpose of starting the lamp into action, substantially as described.

4. In a vapor-burning lamp, the combination of the vapor burner, the incandescent mantle therefor, the enclosing air-tight casing having only an outlet of restricted cross section for the gases of combustion just sufficient to carry off said gases, but not large enough to permit the entry of outside air, and the mixing tube which extends from the exterior of the casing and connects to the burner, substantially as described.

5. In a vapor-burning apparatus, the combination of the burner, the enclosing casing, the alcohol cup adjacent to said burner, and the wick of absorbent incombustible substance extending from the alcohol cup to and through the enclosing casing, substantially as described.

6. In a vapor-burning apparatus, the combination of the burner, the enclosing casing, the alcohol cup adjacent to said burner, and the wick of absorbent incombustible substance extending from the alcohol cup to and through the enclosing casing, together with the feeding funnel mounted on the exterior of the enclosing casing, and connected by a tube with the alcohol cup, in which feeding funnel the outer end of the above-described wick is placed, substantially as described.

7. In a vapor-burning lamp, the combination of the vapor burner, the incandescent mantle therefor, the enclosing air-tight casing having an outlet for the gases of combustion, the mixing tube extending from the exterior of the casing and connecting with the burner, the alcohol cup adjacent to the burner, the feeding funnel mounted on the exterior of the casing, and connected by a tube with the alcohol cup, and the wick of absorbent incombustible material extending from the feeding funnel to the alcohol cup, substantially as described.

8. In a vapor-burning lamp, the combination of the vapor burners, mantles therefor, the enclosing casing, the chimney, the smoke bell of greater diameter than the chimney, and the curved wire gauze, extending outwardly from the upper end of the chimney and upwardly to the smoke bell, substantially as described.

9. In a vapor-burning lamp, the combination of the burner, the mixing tube, the oil pocket directly beneath the point of the connection between mixing tube and burner, and a mass of absorbent material in said pocket, substantially as described.

10. In a vapor-burning lamp, the combination of the burner, the mixing tube, the oil pocket directly beneath the point of connection between mixing tube and burner, and a mass of absorbent material in said pocket, said oil pocket having an outlet from the bottom, substantially as described.

11. In a vapor-burning lamp, the combination of the burner, the mixing tube, the oil pocket directly beneath the point of connection between mixing tube and burner, and a mass of absorbent material in said pocket, said oil pocket having an outlet from the bottom, together with the removable gauze thimble in the burner tube, substantially as described.

12. In a vapor-burning apparatus, the combination of the double burner, the mixing tube extending under and connecting with each burner tube, and the baffle plate located in said mixing tube between said burner tubes, as described.

13. In a vapor-burning apparatus, the combination of the double burner, the mixing tube extending under and connecting with each burner tube, and the baffle plate located in said mixing tube between said burner tubes, together with the oil pocket in said mixing tube directly beneath said plate, and a mass of absorbent material in said pocket, substantially as described.

14. In a vapor-burning apparatus, the combination of the mixing tube, the vaporising tube extending into the same at an angle thereto, and provided with a recess on its exterior adjacent to said mixing tube, and a ring adapted to slip over said mixing tube and engage said recess on the vaporising tube, substantially as described.

15. The combination in a vapor-burning lamp of the supporting frame, the mixing tube and vaporising tube, each of said parts interlocking with another, but devoid of permanent fastenings one to another, substantially as described.

16. The combination in a vapor-burning lamp of the supporting frame and a removable vaporising tube provided with a longitudinally extending feather which engages a slot in the supporting frame, substantially as described.

17. The combination in a vapor-burning lamp of the supporting frame and a removable vaporising tube provided with a feather which engages a slot in the supporting frame, said vaporising tube being provided with a discharge opening on one side, whereby the feather serves to fix the direction of the jet discharged from said opening, substantially as described.

18. The combination in a vapor-burning lamp of the reflector, chimney, and heat shield riveted together to form a supporting frame, the vaporising tube extending across the base of the chimney under the heat shield, and the hanging rod attached to said heat shield, substantially as described.

19. The method of burning hydrocarbon vapor, which consists in the following steps: First, vaporising the hydrocarbon by heat. Second, mixing the vapor with the necessary quantity of air to support combustion prior to combustion. Third, burning the mixture in an airtight casing, having only an outlet of restricted cross section for the discharge of the gases of combustion, said outlet being just large enough to carry off said gases, but not large enough to permit the entry of outside air.

20. As an article of manufacture, a vaporising tube for vapor-burning apparatus, closed at the discharge end, and having a discharge opening in its side, consisting of a re-entrant portion of the wall of the tube, conical in shape and perforated at its apex, substantially as described.

21. As an article of manufacture, a vaporising tube for vapor-burning apparatus, having a discharge opening which flares outward only, substantially as described.

22. The combination of the vaporising tube, and the internal filler of a diameter slightly less than the internal diameter of the tube, the filler being closed to the passage of gas therethrough, substantially as described.

23. The combination of the vaporising tube, and the internal filler of a diameter slightly less than the internal diameter of the tube, together with the gauze strainers, located in each end of the tube, substantially as described.

24. As a filler for a vaporising tube, a tube of less length and diameter, plugged, and having ends split and expanding, substantially as described.

25. In a vapor-burning apparatus, the combination of the vaporising tube exposed to the direct action of the burner, the oil supply tube, and the needle valve controlling the passage of oil from the supply tube to the vaporising tube, the discharge orifice of the needle valve being cone-shaped, with the apex pointing toward the interior of the valve, substantially as described.

26. In a vapor burning apparatus, the combination of the vaporising tube, the oil supply tube, and the needle valve controlling the passage of oil from the supply tube to the vaporising tube, and adapted to discharge the oil into the vaporising tube in the form of a fine jet or spray, together with the wire gauze within the vaporising tube, and which said jet or spray impinges, substantially as described.

27. In a vapor burning apparatus, the combination of the vaporising tube, the oil supply tube, and the needle valve controlling the passage of oil from the supply tube to the vaporising tube, and adapted to discharge the oil into the vaporising tube in the form of a fine jet or spray, together with the wire gauze within the vaporising tube on which said jet or spray impinges, and the filler located in the tube beyond said gauze, substantially as described.

28. In a vapor burning apparatus, the combination of the vapor burner and connections, the vaporising tube within the heating zone thereof, the mixing tube into which the vaporising tube discharges, and the muffler formed of non-resonant material placed over the air inlet to said mixing tube, substantially as described.

29. In a vapor burning apparatus, the combination of the vapor burner and connections, the vaporising tube within the heating zone thereof, the mixing tube into which the vaporising tube discharges, and the muffler formed of non-resonant material placed over the air inlet to said mixing tube, together with means for breaking up the inrushing current of air into a number of separate streams, substantially as described.

30. The combination with the vapor burning apparatus of an air and vapor mixing tube formed of non-resonant materials, substantially as described.

31. The combination of the feeding funnel, the loose plunger normally closing the discharge orifice of said funnel, and the spring clip on the funnel which holds said plunger in such normal position of closing, substantially as described.

32. In a vapor burning apparatus, the combination of the vapor burner and connections, the incandescent mantle therefor, the vaporising tube above the mantle, the alcohol cup beside the burner, and the gauze shield which surrounds said cup and the base of the incandescent mantle, and concentrates the flame on the mantle and vaporising tube, substantially as described.

33. In a vapor burning apparatus, the combination with the fireback of refractory materials of the burner tube adjacent to the lower part of the fireback, and the vaporising tube located above the burner tube and also adjacent to the fireback, substantially as described.

34. In a vapor burning apparatus, the combination with the fireback of refractory material of the burner tube provided with a series of perforations at its upper side adjacent to the lower part of the fireback, and the vaporising tube located above the burner tube, and also adjacent to the fireback, substantially as described.

35. In a vapor burning apparatus, the combination with the fireback of refractory material of the burner tube, provided with a series of perforations in its upper side adjacent to the lower part of the fireback and vaporising tube located above the burner tube and also adjacent to the fireback, together with the alcohol trough extending along the side of the burner tube, substantially as described.

36. In a vapor burning apparatus, the combination of the fireback, the vaporising tube adjacent to the fireback, the mixing tube into which the vaporising tube discharges, the burner tube provided with a line of perforations in its upper side adjacent to the lower part of the fireback, and into which burner tube the mixing tube discharges, and the gauze diaphragm in said burner tube, near the end to which the mixing tube is connected, substantially as described.

37. In a vapor burning apparatus, the combination of the stove body having an open front, a fireback set in said stove body and inclined forwardly, a vaporising tube in front of and adjacent to said fireback, the burner tube adjacent to and in front of the lower part of said fireback, and the connections between said tubes, substantially as described.

38. The combination of the stove body having an open front, a fireback set in said stove body and inclined forwardly, a vaporising tube in front of and adjacent to said fireback, the burner tube adjacent to and in front of the lower part of said fireback, and the connections between said tubes, together with a diaphragm extending from the bottom of the fireback to the front of the stove body, substantially as described.

39. The combination of the stove body having an open front, a fireback set in said stove body and inclined forwardly, a vaporising tube in front of and adjacent to said fireback, the burner tube adjacent to and in front of the lower part of said fireback, and the connections between said tubes, together with a diaphragm extending from the bottom of the fireback to the front of the stove body, a discharge opening in the upper part of the back of the stove body, and an opening in the bottom of said stove body, substantially as described.

Specification, £1 10s. Drawings on application.

Application No. 2499.—JULIUS ADOLPHUS AMSCHEL, of 113 William Street, Melbourne, in the Colony of Victoria, Manager of the Australian Metal Company, Limited (*Lewis G. Rowand*), "An improved process of and apparatus for the Magnetic Separation of Ores."—Dated 2nd May, 1899.

Claims:—

1. A process for the separation of weakly magnetic materials from non-magnetic materials, consisting in conducting the ore on a conveying device through a highly concentrated field between an upper or attracting pole and a lower or contra-pole or poles, in such a way that it passes through the sphere of attraction of the upper or attracting magnet, and the magnetic particles are raised out of the ore to the pole edge and carried away separately, substantially as herein described.

2. In the magnetic separation of ore, establishing a vibrating (preferably vertically vibrating) motion to the ore to be separated when said ore is conducted through the magnetic field, substantially as herein described and explained.

3. In a magnetic ore separator, a feeding belt or other conveyor adapted to convey the material to be treated, together with a discharge belt or conveyor arranged transversely to said feeder in combination with magnets above and below said conveyors, the pole-pieces of said magnets being in proximity to said conveyors, and the upper or attracting pole having the stronger magnetic field, substantially as herein described and explained.

4. In a magnetic separator, the combination of an upper pole and one or more lower poles, the latter situated vertically or obliquely below the upper or acting pole, with crossing conveyor belts or similar conveying devices arranged in such a manner that the belts or other crossed conveying devices pass in the closest proximity possible to the upper or acting pole, and at a distance from the lower one or ones, substantially as herein described and as illustrated in the accompanying drawings.

5. In a magnetic separator, the combination of intermediate iron pieces or elements arranged grate-like between the topmost and lowermost poles with feeding and discharge belts or other conveyors traversing the gaps so formed between the poles, substantially as herein described, and particularly as illustrated in Figures 5 and 6 of the drawings.

6. A magnetic separator of the described kind having one of the contra poles as well as the attracting pole above the ore fed to them, substantially as herein described, and particularly as illustrated in Figure 8 of the drawings.

7. In a magnetic separator, a conveyor belt changing its direction opposite the magnetic pole in such a degree as to cause the material to slide on the belt, substantially as herein described, and particularly as illustrated in Figure 9 of the drawings.

Specification, 12s. Drawings on application.

Application No. 2500.—HARRY PHILLIPS DAVIS, of 327 Neville Street, Pittsburg, Pennsylvania, U.S.A., Electrical Engineer, "Improvements in Electric Brakes."—Dated 2nd May, 1899.

Claims:—

1. For an electrically propelled vehicle a braking apparatus in which the brakes are applied to the wheels by the agency of electromagnets with current from the motors when they are cut off from the current supply main, and through the momentum of the vehicle act as generators, and further characterised by the arrangement that each brake magnet is connected in series with one of the motors, the said motors and brake magnets being connected in parallel, whereby one motor cannot supply current in the proper direction to any other than its corresponding brake magnet.

2. In a braking apparatus of the kind described, an electromagnetically actuated switch, which cuts out the brake magnets, thereby releasing the brakes when and so long as the motors are connected to the current supply main, being controlled by a spring, so as to cut in the brake magnets as soon as the power current is cut off from the motors.

3. The improved electro-braking apparatus, constructed and operating substantially as described.

Specification, 8s. Drawings on application.

Application No. 2506.—FREDERIC FOCHE, of 38 Rue des Ecluses, St. Martin, Paris, France, Engineer, "Improvements in apparatus for effecting exchange of temperature between fluids."—Dated 9th May, 1899.

Claims:—

1. In apparatus for effecting exchange of temperature between fluids, the employment of elements, consisting of a passage of small width, formed by the junction of pairs of metal plates, the elements being connected together by means of a series or two or more series of hollow

cores which form a continuous channel or channels with branches leading into each of the elements, substantially as herein above described and illustrated in the accompanying drawings.

2. In apparatus for effecting exchange of temperature between fluids such as above claimed, the mode of junction of a number of elements by the use of a perforated sheet-iron core having the form of a torus, and being entirely covered by the plates, which have corresponding ribs and grooves, substantially as described.

3. The several arrangements and combinations of parts constituting temperature exchanging apparatus, substantially as hereinbefore described and illustrated in the several figures of the accompanying drawings.

Specifications, 7s. Drawings on application.

Application No. 2507.—THE GODFREY CALCINER, LIMITED, of 55 Suffolk House, 5 Laurence Pountney Hill, London, England (Assignee of JOSEPH GODFREY and HENRY JOHN HAYES), "*Calciners and furnaces therefor.*"—Dated 9th May, 1899.

Claims:—

1. Calcining by alternately heating in a closed furnace and exposing to the air out of contact with the products of combustion.

2. A furnace with a rotating bed for carrying out the process referred to in claim 1, in which part of the fixed roof is cut away so as to expose part of the bed to the open air.

3. The combination of a rotating bed, a fixed roof covering the bed ploughs above the bed, and means for adjusting the angle of the ploughs to the direction of motion of the bed.

4. The combination of a rotating bed, a fixed roof in the form of a segment of a circle, partitions along the radial sides of the segment, and ploughs between the partitions.

5. The combination of a rotating bed, a fixed roof in the form of a segment of a circle, partitions along the radial sides of the segment, means for adjusting the distances of the bottoms of the partitions from the bed, and ploughs between the partitions.

6. The combination of a rotating bed, a fixed roof in the form of a segment of a circle, partitions along the radial sides of the segment, ploughs between the partitions, and means for adjusting the angle of the ploughs to the direction of motion of the bed.

7. The combination of a rotating bed, a fixed roof in the form of a segment of a circle, partitions along the radial sides of the segment, means for adjusting the distances of the bottoms of the partitions from the bed ploughs between the partitions, and means for adjusting the angle of the ploughs to the direction of motion of the bed.

8. The combination of a rotating bed, a fixed roof in the form of a segment of a circle, partitions along the radial sides of the segment, two sets of ploughs between the partitions, one fixed and the other pivotted, and means for adjusting the angle of the pivotted ploughs to the direction of motion of the bed.

9. The combination of a rotary bed, a fixed roof in the form of a segment of a circle, partitions along the radial sides of the segment, means for adjusting the distance of the bottoms of the partitions from the bed, two sets of ploughs between the partitions, one fixed and the other pivotted, and means for adjusting the angle of the pivotted ploughs to the direction of motion of the bed.

Specification, 6s. 6d. Drawings on application.

Application No. 2512.—HARRY PHILLIPS DAVIS, of 327 Neville Street, Pittsburgh, Pennsylvania, U.S.A., Electrical Engineer, "*Improvements in or relating to Apparatus for Controlling and Governing Electric Motors.*"—Dated 12th May, 1899.

Claims:—

1. For compound or shunt wound electric motors, a switch by means of which the direction of rotation of the motor can be reversed without breaking the circuit, consisting of the armature and shunt magnet coil.

2. For use with electric motors a starting resistance which is automatically and gradually reduced by means of a magnetically operated switch, the operating magnet being itself short-circuited as soon as the resistance attains its minimum value, and with or without a second electro-magnet for retaining the switch arm in position after the operating magnet has been short-circuited.

3. The combination with the switch claimed in Claim 2 of a dash pot so arranged that the operating magnet core can only move slowly to reduce the resistance, but is permitted to move quickly when the operating magnet is short-circuited.

4. For use with electric motors a starting, stopping, and reversing switch, constructed and operated substantially as described with reference to Figures 1, 2, and 3 of the accompanying drawings.

5. A starting resistance constructed and operated substantially as described with reference to Figures 4, 5, and 6 of the accompanying drawings.

Specification, 7s. 6d. Drawings on application.

Application No. 2513.—MAX JASPER, of Jaspersweg 1-10, Bernau, near Berlin, Germany, "*Improved Manufacture of Incandescence Bodies for Illuminating Purposes.*"—Dated 12th May, 1899.

Claims:—

1. An incandescence body impregnated with a solution containing an alcoholic and an ether organic compound of silicon, which when burnt forms silicon-dioxide on the body.

2. A solution composed of silicic-amyl-ether and amyl-alcohol, in about the proportions stated for the purpose of impregnating incandescence bodies.

3. Immersing an incandescence body either in a burnt or unburnt condition in a solution containing an alcoholic and ether organic compound of silicon, and subjecting the body after immersion to heat, so as to form silicon-dioxide for the purpose described.

4. The durable incandescence body, substantially as described.

Specification, 2s. 6d.

Application No. 2514.—WILLIAM STAMM, of 25 College Hill, London, England, Iron and Steel Agent (Assignee of HENRY LIVINGSTONE SULLMAN), "*Improvements in Ball-grinding Mills.*"—Dated 12th May, 1899.

Claims:—

1. A ball-grinding mill, partially immersed in a trough, in which water is caused to circulate, substantially as described, for the purpose specified.

2. A ball-grinding mill, such as that referred to in Claim 1, partially immersed in water in a trough, provided with means for varying the water level, and with admission and discharge pipes and spraying nozzles, all substantially as described, for the purpose specified.

3. The apparatus constructed, arranged, and operating substantially as described, with reference to the accompanying drawings, for the purpose specified.

Specification, 4s. Drawings on application.

Application No. 2515.—FREDERICK AUGUSTUS EDWARDES, of 196 Gray's Inn Road, London, England, Mining Engineer, "*Improvements in apparatus for use in the treatment of Metallic Ores.*"—Dated 12th May, 1899.

Claims:—

1. In apparatus for use in the treatment of metallic ores, the combination, with a vat for containing the ores to be treated, and a stirrer moving in the said vat, of skimmers, and means for moving the said skimmers so that they will collect the solid materials rising to the surface of the liquid in the vat, substantially as described.

2. In apparatus for the treatment of metallic ores, the combination, with a vat having a stirrer and a skimmer working in the said vat, of a cover for hermetically closing the said vat, substantially as described.

3. In apparatus for the treatment of metallic ores, the combination of a vat having an annular space within it, a stirrer travelling round in the said annular space, and a skimmer or skimmers attached to the said stirrer and moving therewith, substantially as described.

4. In apparatus for use in the treatment of metallic ores, the combination, with an annular vat having a stirrer moving therein, and skimmers attached to and moving with the said stirrer, of means for tipping the said vat for discharging the contents, substantially as described.

Specification, 5s. 6d. Drawings on application.

MALCOLM A. C. FRASER,

Registrar of Patents.

Trade Marks.

Patent Office, Perth,

9th June, 1899.

IT is hereby notified that I have received the under-mentioned Applications for the Registration of Trade Marks.

Any person or persons intending to oppose any of such applications must leave particulars in writing, in duplicate (on Form F), of his or their objections thereto, within two months of the first advertisement of the applications in the *Western Australian Government Gazette*.

A fee of £1 is payable with such notice.

MALCOLM A. C. FRASER,

Registrar of Designs and Trade Marks.

Application No. 1579, dated 17th January, 1899.—THE AMERICAN CEREAL COMPANY, of Chicago, United States of America, to register in Class 42, in respect of Cereals Pulses, and all descriptions of Cereal Preparations, a Trade Mark, of which the following is a representation:—



The essential particulars of the Mark are the device of a Quaker, as shown, and the word "Quaker;" and applicant Company disclaims any right to the exclusive use of the added matter.

This Mark was first advertised in the Western Australian *Government Gazette* of the 14th April, 1899—*vide* notice at head of Trade Mark advertisements.

Application No. 1614, dated 12th April, 1899.—**DRAKE AND STUBBS**, Hay Street, Perth, Ironmongers, to register in Class 5, in respect of Unwrought and Partly-wrought Metals used in Manufacture, a Trade Mark, of which the following is a representation:—

VELOCITE.

This Mark was first advertised in the Western Australian *Government Gazette* of the 21st April, 1899—*vide* notice at head of Trade Mark advertisements.

Application No. 1608, dated 21st March, 1899.—**THE DUBLIN DISTILLERS Co., Limited**, of 48 Mark Lane, London, England, Distillers, to register in Class 43, in respect of Whisky, a Trade Mark, of which the following is a representation:—

COMMONWEALTH.

This Mark was first advertised in the Western Australian *Government Gazette* of the 21st April, 1899—*vide* notice at head of Trade Mark advertisements.


Applications Nos. 1446, 1447, 1448, and 1450, dated 27th June, 1898.—**MONKWELL STREET WAREHOUSE COMPANY**, of London, to register in Class 34, in respect of Cloths and Stuffs of Wool, Worsted, or Hair. Application No. 1447, to register in Class 31, in respect of Silk Piece Goods. Application No. 1448, to register in Class 24, in respect of Cotton Piece Goods of all kinds. Application No. 1450, to register in Class 38, in respect of Articles of Clothing, a Trade Mark, of which the following is a representation:—

WILLOWAIST

This Mark was first advertised in the Western Australian *Government Gazette* of the 28th April, 1899—*vide* notice at head of Trade Mark advertisements.

Application No. 1449, dated 27th June, 1898.—**MONKWELL STREET WAREHOUSE COMPANY**, of London, to register in

Class 38, in respect of Articles of Clothing, a Trade Mark, of which the following is a representation:—



The essential particulars of the Mark are—(1) The device; and (2) the fancy or invented word "Willowaist," and the exclusive use of the added word is disclaimed.

This Mark was first advertised in the Western Australian *Government Gazette* of the 28th April, 1899—*vide* notice at head of Trade Mark advertisements.

Application No. 1619, dated 22nd April, 1899.—**THE PERFECT COFFEE COMPANY, LIMITED**, of 9 Arundel Street, Strand, London, Manufacturers of Liquid Coffee, to register in Class 42, in respect of Substances used as Food or as Ingredients in Food, a Trade Mark, of which the following is a representation:—

RÉVEILLE

This Mark was first advertised in the Western Australian *Government Gazette* of the 28th April, 1899—*vide* notice at head of Trade Mark advertisements.

Application No. 1604, dated 15th March, 1899.—**CHARLES WHITE**, Barker Road, Subiaco, Boot Manufacturer, to register in Class 33, in respect of Boots and Shoes, a Trade Mark, of which the following is a representation:—

LION.

This Mark was first advertised in the Western Australian *Government Gazette* of 5th May, 1899—*vide* notice at head of Trade Mark advertisements.

Application No. 1603, dated 15th March, 1899.—**FRANK ASTON EDWARDS**, trading as "Aston & Co.," also trading as "The Dulcemona Tea Company," of 11, 11A, and 12 Upper Thames Street, London, England, to register in Class 42, in respect of Tea, Coffee, Cocoa, and other Articles of Food, a Trade Mark, of which the following is a representation:—

DULCEMONA.

This Mark was first advertised in the Western Australian *Government Gazette* of the 12th May, 1899—*vide* notice at head of Trade Mark advertisements.

Application No. 1627, dated 2nd May, 1899.—RECKITT & Sons, Limited, 423 Kent Street, Sydney, New South Wales, and of Hull, in Yorkshire, and of London, England, Starch, Blue, and Blacklead Manufacturers, to register in Class 50, Sub-section 6, in respect of Stove Polish, a Trade Mark, of which the following is a representation :—



The essential particulars of the Trade Mark are the words "Rising Sun" and the device, and applicants disclaim any right to the exclusive use of the added matter.

This Mark was first advertised in the Western Australian Government Gazette of the 12th May, 1899—vide notice at head of Trade Mark advertisements.

Applications Nos. 1621, 1622, 1623, 1624, 1625, and 1626, dated 2nd May, 1899.—NINIAN MILLER THOMSON and EDWIN CHARLES GUTTRIDGE, trading as "Mauri Brothers & Thomson," 36 York Street, Sydney, New South Wales, Merchants, to register in Class 1, in respect of Chemical Substances used in Manufactures, Photography, or Philosophical Research and Anti-corrosives. Application No. 1622, to register in Class 2, in respect of Chemical Substances used for Agricultural, Horticultural, Veterinary, and Sanitary purposes. Application No. 1623, to register in Class 3, in respect of Chemical Substances prepared for use in Medicine and Pharmacy. Application No. 1624, to register in Class 42, in respect of Substances used as Food or as Ingredients in Food. Application No. 1625, to register in Class 45, in respect of Tobacco, whether manufactured or unmanufactured. Application No. 1626, to register in Class 4, in respect of Raw or Partly Prepared Vegetable, Animal, or Mineral Substances used in manufactures not included in other classes, a Trade Mark, of which the following is a representation :—

PINNACLE.

This Mark was first advertised in the Western Australian Government Gazette of 19th May, 1899—vide notice at head of Trade Mark advertisements.

Application No. 1630, dated 9th May, 1899.—W.A. OPERATIVE BOOTMAKERS UNION, of Perth, to register in Class 38, in respect of Boots and Shoes, a Trade Mark, of which the following is a representation :—



The essential particular of the Trade Mark is the combination of devices, and applicant Union disclaims any right to the exclusive use of the added matter.

This Mark was first advertised in the Western Australian Government Gazette of 19th May, 1899—vide notice at head of Trade Mark advertisements.

Application No. 1631, dated 9th May, 1899.—WILLIAM ARTHUR BOARD, of Allhallows Lane, London, E.C., England, Wine and Spirit Merchant and Distiller, to register in Class

43, in respect of Whisky, a Trade Mark, of which the following is a representation :—

VERY SPECIAL LIQUEUR

THE ROYAL HIGHLAND WHISKY.

SPECIAL EXPORT QUALITY, BLENDED, BOTTLED & GUARANTEED BY



THIS FAVOURITE WHISKY IS MATURED AND BOTTLED UNDER EXPERT SUPERVISION CONNOISSEURS ARE CAUTIONED TO OBSERVE THE NAME OF

ON EVERY BOTTLE, TO IMITATE WHICH IS FORGERY.

The essential particular of the Trade Mark is the following :—The device, and the applicant disclaims any right to the exclusive use of the added matter.

This Mark was first advertised in the Western Australian Government Gazette of 19th May, 1899—vide notice at head of Trade Mark advertisements.

Application No. 1632, Dated 9th May, 1899.—NETTLEFOLDS, LIMITED, of 16 Broad Street, Birmingham, Warwickshire, and 2 Fen Court, Fenchurch Street, London, E.C., England, Screw Manufacturers, Iron Masters, and Wire Drawers, to register in Class 5, in respect of Unwrought and partly Wrought Metals used in manufacture, a Trade Mark, of which the following is a representation :—

TYDU

This Mark was first advertised in the Western Australian Government Gazette of 19th May, 1899—vide notice at head of Trade Mark advertisements.

Application No. 1633, Dated 9th May, 1899.—NETTLEFOLDS, LIMITED, of 16 Broad Street, Birmingham, Warwickshire, and 2 Fen Court, Fenchurch Street, London, E.C., England, Screw Manufacturers, Iron Masters, and Wire Drawers, to register, in Class 5, in respect of Unwrought and partly Wrought Metals used in manufacture, a Trade Mark, of which the following is a representation :—


N

WELLINGTON

Mark used by applicants and their predecessors in business in respect of the said goods, for one year before 31st January, 1876.

This Mark was first advertised in the Western Australian Government Gazette of 19th May, 1899—vide notice at head of Trade Mark advertisements.

Application No. 1634, dated 9th May, 1899.—NETTLEFOLDS, LIMITED, of 16 Broad Street, Birmingham, Warwickshire, and 2 Fen Court, Fenchurch Street, London, E.C., England, Screw Manufacturers, Iron Masters, and Wire Drawers, to register in Class 5, in respect of Unwrought and partly Wrought Metals used in manufacture, a Trade Mark, of which the following is a representation :—



Mark used by applicants and their predecessors in business, in respect of the said goods, for upwards of one year before 31st January 1876.

This Mark was first advertised in the Western Australian Government Gazette of 19th May, 1899—vide notice at head of Trade Mark advertisements.


Applications Nos. 1635 and 1636, dated 9th May, 1899.—NETTLEFOLDS, LIMITED, of 16 Broad Street, Birmingham, Warwickshire, and 2 Fen Court, Fenchurch Street, London, E.C., England, Screw Manufacturers, Iron Masters, and Wire Drawers, to register in Class 13, in respect of Metal Goods not included in other classes. Application No. 1636, to register in Class 5, in respect of Unwrought and partly Wrought Metals used in manufacture, a Trade Mark, of which the following is a representation :—



Mark used by applicants and their predecessors in business, in respect of the said goods, for upwards of five years before 31st January, 1876.

This Mark was first advertised in the Western Australian Government Gazette of 19th May, 1899—vide notice at head of Trade Mark advertisements.

Application No. 1638, dated 9th May, 1899, SALMON & GLUCKSTEIN, LIMITED, 41 Clerkenwell Road, London, England, Tobacco Manufacturers, to register in Class 45, in respect of Tobacco, whether manufactured or unmanufactured, a Trade Mark, of which the following is a representation :—




The essential particulars of the Trade Mark are the following :—The combination of devices and the words "Bank Note,"

and the applicants disclaim any right to the exclusive use of the added matter, except in so far as it consists of their own name.

This Mark was first advertised in the Western Australian Government Gazette of the 19th May, 1899—vide notice at head of Trade Mark advertisements.

Application No. 1639, dated 9th May, 1899, SALMON & GLUCKSTEIN, LIMITED, 41 Clerkenwell Road, London, England, Tobacco Manufacturers, to register in Class 45, in respect of Tobacco, whether manufactured or unmanufactured, a Trade Mark, of which the following is a representation :—



The essential particulars of the Trade Mark are the following :—The combination of devices and the words "Dandy Fifth," and the applicants disclaim any right to the exclusive use of the added matter, except in so far as it consists of their own name and address.

This Mark was first advertised in the Western Australian Government Gazette of 19th May, 1899—vide notice at head of Trade Mark advertisements.

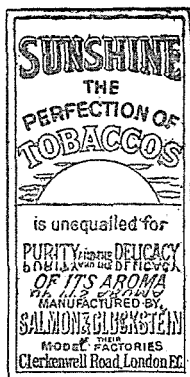
Application No. 1640, dated 9th May, 1899.—SALMON & GLUCKSTEIN, LIMITED, 41 Clerkenwell Road, London, England, Tobacco Manufacturers, to register in Class 45, in respect of Tobacco, whether manufactured or unmanufactured, a Trade Mark, of which the following is a representation :—



The essential particulars of the Trade Mark are the following :—The combination of devices and the word "Puck," and the applicants disclaim any right to the exclusive use of the added matter, except in so far as it consists of their own name.

This Mark was first advertised in the Western Australian Government Gazette of 19th May, 1899—vide notice at head of Trade Mark advertisements.

Application No. 1641, dated 9th May, 1899.—SALMON & GLUCKSTEIN, LIMITED, 41 Clerkenwell Road, London, England, Tobacco Manufacturers, to register in Class 45, in respect of Tobacco, whether manufactured or unmanufactured, a Trade Mark, of which the following is a representation:—



The essential particulars of the Trade Mark are the device and the word "Sunshine," and the applicants disclaim any right to the exclusive use of the added matter, except in so far as it consists of their own name and address.


This Mark was first advertised in the Western Australian Government Gazette of 19th May, 1899—vide notice at head of Trade Mark advertisements.

Application No. 1642, dated 9th May, 1899.—SALMON & GLUCKSTEIN, LIMITED, 41 Clerkenwell Road, London, England, Tobacco Manufacturers, to register in Class 45, in respect of Tobacco, whether manufactured or unmanufactured, a Trade Mark, of which the following is a representation:—

SWEETHEARTS

This Mark was first advertised in the Western Australian Government Gazette of 19th May, 1899—vide notice at head of Trade Mark advertisements.

Application No. 1535, dated 28th October, 1898.—J. P. O'BRIEN AND COMPANY, of Liverpool, England, Brewers and Bottlers, to register in Class 43, in respect of Fermented Liquors and Spirits, such as Beer, Ale, or Stout, a Trade Mark, of which the following is a representation:—



The essential particulars of the Trade Mark are (1) the words "Jack of Hearts," and (2) the device of a Jack of Hearts

enclosed within a heart-shaped border, and applicant disclaims any right to the exclusive use of the added matter.

This Mark was first advertised in the Western Australian Government Gazette, of the 26th May, 1899—vide notice at head of Trade Mark advertisements.

Application No. 1643, dated 9th May, 1899.—PEEK BROS. & WINCH, LIMITED, 20 Eastcheap, London, England, Wholesale Tea, Coffee, and Spice Dealers, and Cocoa, etc., Manufacturers, to register in Class 42, in respect of Substances used as Food, or as Ingredients in Food, a Trade Mark, of which the following is a representation:—




This Mark was first advertised in the Western Australian Government Gazette of the 26th May, 1899—vide notice at head of Trade Mark advertisements.

Application No. 1644, dated 9th May, 1899.—CURTISS & HARVEY, LIMITED, 3 Gracechurch Street, London, England, Gunpowder Manufacturers, to register in Class 20, in respect of Explosive Substances, a Trade Mark, of which the following is a representation:—

A R G U S .

This Mark was first advertised in the Western Australian Government Gazette of the 26th May, 1899—vide notice at head of Trade Mark advertisements.

Application No. 1645, dated 9th May, 1899.—CURTISS & HARVEY, LIMITED, 3 Gracechurch Street, London, England, Gunpowder Manufacturers, to register in Class 20, in respect of Explosive Substances, a Trade Mark, of which the following is a representation:—



ELEPHANT BRAND

This Mark was first advertised in the Western Australian Government Gazette of the 26th May, 1899—vide notice at head of Trade Mark advertisements.

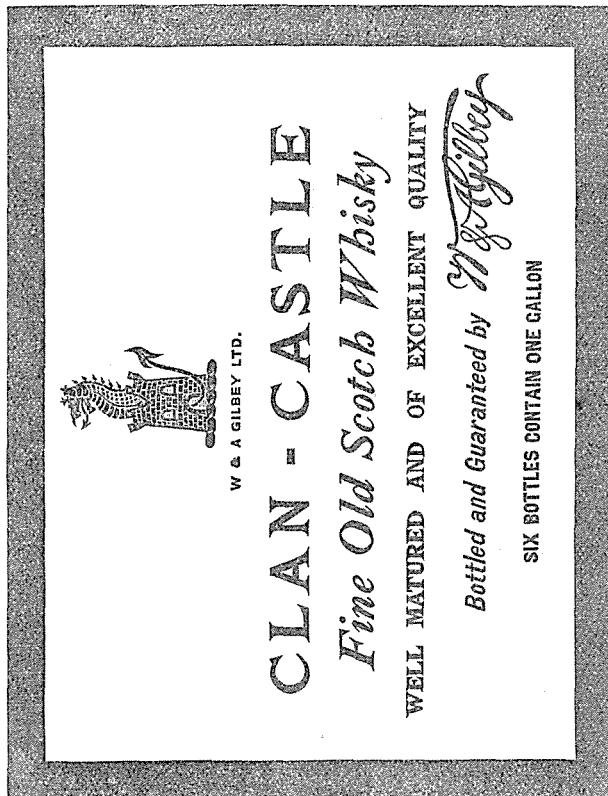
Application No. 1506, dated 17th September, 1898.—THE MARRIOTT CYCLE CO., LTD., of Hay Mills, Birmingham, and 71 Queen Street, London, England, Manufacturers, to register in Class 22, in respect of Velocipedes, Carriages, and other Road Vehicles, including Motor Cars, a Trade Mark, of which the following is a representation:—



The essential particulars of the Trade Mark are:—(1) the device of a shield, (2) the word "Marriott," (3) the fac simile signature "J. Marriott," and we disclaim any right to the exclusive use of the added matter, except the applicant Company's name and address.

This Mark was first advertised in the Western Australian Government Gazette of the 2nd June, 1899—vide notice at head of Trade Mark advertisements.


Application No. 1566, dated 23rd December, 1898.—W. & A. GILBEY, LTD., Pantheon, Oxford Street, London, England, Wine and Spirit Merchants and Distillers, to register in Class 43, in respect of Whisky, a Trade Mark, of which the following is a representation:—



The essential particulars of the above Mark consist of the device, the word "Clan-Castle," and the signature of W. & A. Gilbey; and applicant Company disclaims any right to the exclusive use of the added matter.

This Mark was first advertised in the Western Australian Government Gazette of the 2nd June, 1899—vide notice at head of Trade Mark advertisements.

Application No. 1567, dated 23rd December, 1898.—W. & A. GILBEY, LIMITED, Pantheon, Oxford Street, London, England, Wine and Spirit Merchants and Distillers, to register in Class 43, in respect of Whisky, a Trade Mark, of which the following is a representation:—



The essential particulars of the above Mark consist of the device, the word "Strathmill," and the signature of W. & A. Gilbey; and applicant Company disclaims any right to the exclusive use of the added matter.

This Mark was first advertised in the Western Australian Government Gazette of the 2nd June, 1899—vide notice at head of Trade Mark advertisements.

Application No. 1618, dated 21st April, 1899.—JOHN PETER KELLY, of Perry's Buildings, Murray Street, Perth, Manufacturer, to register, in Class 50, Sub-section 6, in respect of Polish for Furniture, Linoleum, Oilcloth, etc., a Trade Mark, of which the following is a representation:—

MYSTERY
OF
MYSTERIES.


This Mark was first advertised in the Western Australian Government Gazette of the 9th June, 1899—vide notice at head of Trade Mark advertisements.

Application No. 1646, dated 12th May, 1899.—OSMONDS, LIMITED, the Tower, Bagot Street, Birmingham, Warwickshire, England, to register in Class 22, in respect of Cycles, a Trade Mark, of which the following is a representation:—



This Mark was first advertised in the Western Australian Government Gazette of the 9th June, 1899—vide notice at head of Trade Mark advertisements.

Application No. 1654, dated 31st May, 1899.—JNO. JAMES, trading as “John James & Co.,” also as “James Lipton,” 237 High Street, Fremantle, to register, in Class 42, in respect of Substances used for Food, or as Ingredients in Food, a Trade Mark, of which the following is a representation :—



This Mark was first advertised in the Western Australian *Government Gazette* of the 9th June, 1899—*vide* notice at head of Trade Mark advertisements.

Application No. 1586, dated 27th January, 1899.—JAMES WATSON & Co., LIMITED, of 97 Seagate, Dundee, Scotland, Distillers and Whisky Merchants, to register, in Class 43, in respect of Whisky, a Trade Mark, of which the following is a representation :—

GLEN FARG


THE PEARL OF SCOTTISH WHISKIES

Gow & Ross

SOLE PROPRIETORS

DUNDEE

Guaranteed 10 years old



Salisbury City Analyst
Dundee 13th December 1892

I have chemically examined a sample of Whisky marked Glenfarg 10 years old the Pearl of Scottish Whiskies Gow & Ross Sole Proprietors Dundee this Whisky contains a normal amount of extractive material while the soluble ingredients are pure and entirely free from objectionable substances such as the inferior alcohol of the market &c.

I have formed the opinion that this is a genuine and reliable Whisky fully up to and in every way equal to the claims made for it.

G. D. Macdonald, F. I. C.
City Analyst Dundee Public Analyst
for the Scotch Whisky Distillers &c.

The essential particulars of the Trade Mark are—(1st) the word “Glenfarg”; (2nd) the copy of the written signature “Gow & Ross” (the trading name of the firm of James Watson & Co., the predecessors in business of the applicant Company); and applicants disclaim any right to the exclusive use of the added matter.

This Mark was first advertised in the Western Australian *Government Gazette* of 9th June, 1899—*vide* notice at head of Trade Mark advertisements.