

# Supplement to Government Gazette

OF

WESTERN AUSTRALIA.

[ Published by Authority. ]

No. 22, }  
P.O. No. 19. }

PERTH: FRIDAY, MAY 12.

[1899.]

## CONTENTS:

SUBJECT.	PAGE
Complete Specifications accepted ... ..	1403
Applications for Registration of Trade Marks ... ..	1408

Note.—Throughout this Gazette the names in Italics within parentheses are those of Communicators of Inventions.

### Complete Specifications.

Patent Office, Perth,  
17th March, 1899.

NOTICE is hereby given that the undermentioned Applications for the Grant of Letters Patent, and the complete Specifications annexed thereto, have been *accepted*, and are now open to public inspection at this Office.

Any person or persons intending to oppose any of such applications must leave particulars, in writing, in duplicate (on Form D), of his or their objections thereto, within two calendar months from the first appearance of this advertisement in the Western Australian Government Gazette. A fee of ten shillings (10s.) is payable with such notice.

Application No. 2387.—GEORGE COTTON CLARK, of No. 78 Glenmore Road, Paddington, near Sydney, in the Colony of New South Wales, Engineer, "*An improved Concentrating Machine, usable also as an Amalgamator.*"—Dated 7th February, 1899. (Specification, 6s.)

Application No. 2389.—JOHN WARREN, of the Broken Hill Proprietary Block 10 Mine, in the Colony of New South Wales, Mining Manager, "*An improved Pulveriser for treating Ores and other Materials.*"—Dated 9th February, 1899. (Specification, 6s. 6d.)

Application No. 2393.—WILLIAM MENTIPLAY, of 188 Bourke Street, Melbourne, in the Colony of Victoria, Herbalist, "*Improvements in Amalgamating and Concentrating Apparatus for Slimes and Tailings.*"—Dated 15th February, 1899. (Specification, 5s. 3d.)

Application No. 2395.—LOUIS JULES JEAN-BAPTISTE LE ROND, of Rue de Miromesnil, Paris, France, Engineer, "*Rotary Engines and Pumps.*"—Dated 15th February, 1899. (Specification, £1 1s. 6d.)

Application No. 2399.—WILLIAM MORTON, of 31 Moray Place, Dunedin, New Zealand, Mechanical Engineer, "*Improvements in Gold-saving Apparatus.*"—Dated 20th February, 1899. (Specification, 3s.)

MALCOLM A. C. FRASER,  
Registrar of Patents.

Patent Office, Perth,  
24th March, 1899.

NOTICE is hereby given that the undermentioned Applications for the Grant of Letters Patent, and the complete specifications annexed thereto, have been *accepted*, and are now open to public inspection at this Office.

Any person or persons intending to oppose any of such applications must leave particulars, in writing, in duplicate (on Form D), of his or their objections thereto, within two calendar months from the first appearance of this advertisement in the Western Australian Government Gazette. A fee of ten shillings (10s.) is payable with such notice.

Application No. 2260.—THOMAS BEAMONT ABBOTT, of Foster Street, Sale, in the Colony of Victoria, Chemist, "*Handle for Kerosene Tins and the like.*"—Dated 18th October, 1898. (Specification, 2s. 6d.)

Application No. 2400.—HUGH ROBERT DIXSON, of Light Square, Adelaide, South Australia, Tobacco Manufacturer, "*Improvements in Covers of Metal Boxes and in Cutters connected therewith.*"—Dated 22nd February, 1899. (Specification, 5s.)

Application No. 2403.—JOSEPH LYBRAND FERRELL, of corner West Johnson and Jefferson Streets, Philadelphia, Pennsylvania, United States of America, Mechanical Engineer, "*Method of and Apparatus for Impregnating Cellular Substances, such as Wood, with Fire-proofing, Preservative, and other Re-agents in Solution.*"—Dated 28th February, 1899. (Specification, £1 1s.)

Application No. 2412.—THOMAS HUSSEY KELLY, Gentleman; GEORGE W. BELL, Author; and ROBERT NEWBY KIRK, Secretary, all of Sydney, New South Wales (Assignees of WILLIAM CROCKER QUINBY), "*An Improved Explosive.*"—Dated 6th March, 1899. (Specification, 2s. 9d.)

Application No. 2413.—PETER E. MALMSTROM, of 321 East Twenty-fifth Street, and OTTO WALDEMAR ACKERMAN, of 590 First Avenue, both of New York, United States of America, Manufacturers, "*Apparatus for Carbonating Liquids, and Process for same.*"—Dated 7th March, 1899. (Specification, £1 15s.)

Application No. 2415.—WALTER EDWARD KIMBER, of 28 Nugget Street, Johannesburg, South African Republic, Engineer, "*Improvements in Machines for Sharpening Rock Drills, Rock Drilling Machine Bits, and the like.*"—Dated 7th March, 1899. (Specification, 10s.)

MALCOLM A. C. FRASER,  
Registrar of Patents.

Patent Office, Perth,  
31st March, 1899.

NOTICE is hereby given that the undermentioned Applications for the Grant of Letters Patent, and the Complete Specifications annexed thereto, have been *accepted*, and are now open to public inspection at this Office.

Any person or persons intending to oppose any of such applications must leave particulars, in writing, in duplicate (on Form D), of his or their objections thereto, within two calendar months from the first appearance of this advertisement in the Western Australian Government Gazette. A fee of ten shillings (10s.) is payable with such notice.

Application No. 2222.—REEVE URIAH GOLDING, of 28 Victoria Avenue, Albert Park, South Melbourne, in the Colony of Victoria, Miner, "*An improved Gold-saving Amalgamating Apparatus.*"—Dated 26th September, 1898. (Specification, 5s. 9d.)

Application No. 2396.—WILLIAM HENRY DEAGUE, of 76 Hay Street, Perth, Western Australia, Contractor, "*Improvements in Brick-kilns.*"—Dated 16th February, 1899. (Specification, 2s. 9d.)

Application No. 2402.—JAMES HENRY SHAW, of Bunbury, Western Australia, Photographer, "*Amalgamating, Concentrating, and Classifying Machine for treating Auriferous and other Ores.*"—Dated 24th February, 1899. (Specification, 6s.)

Application No. 2405.—HENRY LIVINGSTONE SULMAN, of 60 Gracechurch Street, London, England, Analytical Chemist, "*Improvements in obtaining Gold from certain of its Ores.*"—Dated 28th February, 1899. (Specification, 9s. 6d.)

Application No. 2406.—DONALD CAMERON, of 1 Sylvan Road, Pennsylvania, Exeter, England, Civil Engineer; FREDERICK JAMES COMMINS, of 7 Bedford Circus, Exeter, England, Fellow of the Institute of Surveyors, and ARTHUR JOHN MARTIN, of Bradninch House, Exeter, England, Civil Engineer, "*Improvements in the Generation of Gas for Lighting, Heating, and Power Purposes from Sewage or other Decaying Organic Matter, and Improvements in Tanks for the purification of Sewage, and in Apparatus for controlling the supply of Gas therefrom.*"—Dated 28th February, 1899. (Specification, 14s.)

Application No. 2408.—TÜRR'S ACETYLENE GAS SYNDICATE, LIMITED, of Dashwood House, 9 New Broad Street, London, England (Assignee of RAOUL TÜRRE), "*Improvements in Apparatus for the Production and Combustion of Acetylene Gas.*"—Dated 28th February, 1899. (Specification, 5s.)

Application No. 2409.—TÜRR'S ACETYLENE GAS SYNDICATE, LIMITED, of Dashwood House, 9 New Broad Street, London, England (Assignee of RAOUL TÜRRE), "*Improvements in Burners for Acetylene Gas, enabling a heating flame to be obtained, and their application to Incandescent Lighting and to heating.*"—Dated 28th February, 1899. (Specification, 3s.)

Application No. 2418.—GENERAL LIQUID AIR AND REFRIGERATING COMPANY, of New Jersey, United States of America (Assignee of OSCAR PATRIC OSTERGREN and MORIZ BURGER), "*Improved Apparatus for Refrigerating and Liquefying Aeriform Fluids or Gases.*"—Dated 11th March, 1899. (Specification, £1 1s.)

Application No. 2423.—HENRY TEESDALE SMITH, of Yarloop, Western Australia, Saw Mills Manager, and HARRY SMITH, of same place, Sawmiller, "*Improved Elevator or Conveyor for Timber.*"—Dated 11th March, 1899. (Specification, 2s. 6d.)

Application No. 2425.—FREDERICK WALTON, of 114 Holborn, London, England, Manufacturer, "*Improvements in Apparatus for the Manufacture of Mosaic Floor Cloth.*"—Dated 14th March, 1899. (Specification, 13s.)

MALCOLM A. C. FRASER,  
Registrar of Patents.

Patent Office, Perth,  
7th April, 1899.

NOTICE is hereby given that the undermentioned Applications for the Grant of Letters Patent, and the complete Specifications annexed thereto, have been *accepted*, and are now open to public inspection at this Office.

Any person or persons intending to oppose any of such applications must leave particulars, in writing, in duplicate (on Form D), of his or their objections thereto, within two calendar months from the first appearance of this advertisement in the Western Australian Government Gazette. A fee of ten shillings (10s.) is payable with such notice.

Application No. 2422.—EDWARD WILLIAM MCKENNA, of 402 Jefferson Street, Milwaukee, U.S.A., Manufacturer (assignee of DAVID HOLLIDAY LENTZ), "*Improvements in Saw Table.*"—Dated 11th March, 1899. (Specification, 7s. 6d.)

Application No. 2434.—THE SUPERIOR DRILL COMPANY, of Springfield, Ohio, U.S.A. (assignee of FRANK R. PACKHAM and GEORGE P. OATES), "*Improvements in Disk Harrows.*"—Dated 21st March, 1899. (Specification, 7s. 6d.)

Application No. 2435.—JOHN HENRY SILLEY and WALTER WILLIAM BACON, both of 41 Castle-reagh Street, Sydney, New South Wales, Engineers, "*An Improved Rotary Shearing Machine.*"—Dated 21st March, 1899. (Specification, 2s. 6d.)

Application No. 2443.—FRIEDRICH SCHRUTH, of 179 William Street, Perth, Western Australia, and LOUIS WEISE, of Albany, Western Australia, Gentlemen, "*Improved Bicycle Thief-proof Lock Appliance.*"—Dated 23rd March, 1899. (Specification 3s. 6d.)

MALCOLM A. C. FRASER,  
Registrar of Patents.

Patent Office, Perth,  
14th April, 1899.

NOTICE is hereby given that the undermentioned Applications for the Grant of Letters Patent, and the Complete Specifications annexed thereto, have been *accepted*, and are now open to public inspection at this Office.

Any person or persons intending to oppose any of such applications must leave particulars, in writing, in duplicate (on Form D), of his or their objections thereto, within two calendar months from the first

appearance of this advertisement in the Western Australian Government Gazette. A fee of ten shillings (10s.) is payable with such notice.

Application No. 2158.—JOHN HIORNS MANDER, of 30 St. Asaph Street, Christchurch, New Zealand, Coal Merchant, "*Improvements in Machines for Recording at Elections Votes, and for analogous Purposes.*"—Dated 3rd August, 1898. (Specification, 12s.)

Application No. 2390.—GYNLA VON BENKE, of 367 Bourke Street, Darlinghurst, Sydney, New South Wales, Gentleman, "*Improved Tobacco Moistener.*"—Dated 13th February, 1899. (Specification, 2s. 6d.)

Application No. 2419.—THE SIMULTANEOUS COLOR PRINTING SYNDICATE, LIMITED, of 7 Bleeding Heart Yard, London, England, Printers, and HENRY DE MONTIN, of 57 Rushton Lodge, Sidney Road, New Southgate, Middlesex, England, Printer, "*Improvements in, and relating to, Polychrome Printing Machines.*"—Dated 11th March, 1899. (Specification, 9s.)

Application No. 2428.—FREDERICK WILLIAM MARTINO, Manufacturer, 107 Montgomery Road, Sharrow, Sheffield, England, and FREDERIC STUBBS, Engineer, "Edgegate," Osborne Road, Sheffield, England, "*Improvements in, or relating to, the treatment of Ores and the Precipitation of Precious Metals from their Cyanide Solutions.*"—Dated 17th March, 1899. (Specification, 3s. 6d.)

Application No. 2429.—THE IMPERIAL S. C. ACETYLENE GAS COMPANY, LIMITED, of 33 King Street, Manchester, Lancaster, England, Gas and Generator Manufacturers (Assignee of GEORGE WILLIAM GASKELL and ROBERT RENTON GIBBS), "*Improvements in Apparatus for Generating and Storing Acetylene or other Gas.*"—Dated 17th March, 1899. (Specification, 9s.)

Application No. 2431.—OTTO GRÜNWALD, of St. George's Terrace, Perth, Western Australia, Merchant, "*An Improved Apparatus for the Generation of Acetylene Gas.*"—Dated 17th March, 1899. (Specification, 3s. 6d.)

Application No. 2449.—WILLOUGHBY STATHAM SMITH, of 13 Courtfield Road, South Kensington, Middlesex, England, Electrical Engineer, "*Improvements in Electric Cables.*"—Dated 28th March, 1899. (Specification, 2s. 6d.)

MALCOLM A. C. FRASER,  
Registrar of Patents.

Patent Office, Perth,  
21st April, 1899.

NOTICE is hereby given that the undermentioned Applications for the Grant of Letters Patent, and the complete Specifications annexed thereto, have been accepted, and are now open to public inspection at this Office.

Any person or persons intending to oppose any of such applications must leave particulars, in writing, in duplicate (on Form D), of his or their objections thereto, within two calendar months from the first appearance of this advertisement in the Western Australian Government Gazette. A fee of ten shillings (10s.) is payable with such notice.

Application No. 2064.—GEORGE BROUGHAM HUBERT AUSTIN, of No. 60 Armadale Road, Armadale, near Melbourne, in the Colony of Victoria, Architect, "*Improved Mechanism for assisting in the propulsion of Cycles.*"—Dated 25th May, 1898. (Specification, 9s. 6d.)

MALCOLM A. C. FRASER,  
Registrar of Patents.

Patent Office, Perth,  
28th April, 1899.

NOTICE is hereby given that the undermentioned applications for the Grant of Letters Patent, and the complete Specifications annexed thereto, have been accepted, and are now open to public inspection at this Office.

Any person or persons intending to oppose any of such applications must leave particulars, in writing, in duplicate (on Form D), of his or their objections thereto, within two calendar months from the first appearance of this advertisement in the Western Australian Government Gazette. A fee of ten shillings (10s.) is payable with such notice.

Application No. 2424.—ANTOINE LAVOIX, of 7 Rue Chateaudun, Paris, France, Engineer, "*An Improved Amalgamating Apparatus for extraction of precious Metals from Minerals.*"—Dated 14th March, 1899. (Specification, 8s. 6d.)

Application No. 2433.—THE PREISS ELECTRIC STORAGE COMPANY, LIMITED, of Cowra Chambers, Grenfell Street, Adelaide, South Australia (Assignee of ALBERT PREISS), "*Improvements in Secondary Batteries.*"—Dated 21st March, 1899. (Specification, 6s.)

Application No. 2438.—GEORGE WESTINGHOUSE, of Pittsburg, Pennsylvania, United States of America, Manufacturer, "*Systems of Electric Traction.*"—Dated 23rd March, 1899. (Specification, 8s.)

Application No. 2439.—HARRY PHILLIPS DAVIS, of Pittsburg, Pennsylvania, United States of America, Electrical Engineer, and ALBERT SCHMID, of 239 Rue St. Honoré, Paris, France, Electrical Engineer, "*Improved methods of and means for controlling Electric Motors.*"—Dated 23rd March, 1899. (Specification, 10s.)

Application No. 2440.—GILBERT WRIGHT, of 409 Ross Avenue, Wilkesburg, Pennsylvania, United States of America, Electrical Engineer, "*Improvements in Switches for Electric Circuits.*"—Dated 23rd March, 1899. (Specification, 2s. 6d.)

Application No. 2441.—BENJAMIN GARVER LAMME, of 230 Stratford Avenue, Pittsburg, Pennsylvania, United States of America, Electrical Engineer, "*Improvements in Systems of Electrical Distribution.*"—Dated 23rd March, 1899. (Specification, 2s.)

Application No. 2442.—BENJAMIN GARVER LAMME, of 230 Stratford Avenue, Pittsburg, Pennsylvania, United States of America, Electrical Engineer, "*Improvements relating to the Generation, Conversion, and Distribution of Electrical Energy.*"—Dated 23rd March, 1899. (Specification, 19s.)

Application No. 2445.—FRANCIS HAMEL HARVEY, of Hayle, Cornwall, England, Engineer, "*Improvements in Ore Stampers.*"—Dated 25th March, 1899. (Specification, 10s.)

Application No. 2447.—ARTHUR STEPHEN PLEWS, of 22 Sackville Street, Manchester, Merchant, and JAMES WESTHEAD WORSEY, of 137 Boundary Road, St. Helens, Metallurgical Chemist, both in the County of Lancaster, England, "*Improvements in Apparatus for the Treatment of Metallic Ores, Matte, and the like.*"—Dated 28th March, 1899. (Specification, 5s.)

Application No. 2448.—ARTHUR STEPHEN PLEWS, of 22 Sackville Street, Manchester, Merchant, and JAMES WESTHEAD WORSEY, of 137 Boundary Road, St. Helens, Metallurgical Chemist, both in the County of Lancaster, England, "*Improvements in Metallurgical Processes.*"—Dated 28th March, 1899. (Specification, 4s.)

MALCOLM A. C. FRASER,  
Registrar of Patents.

Patent Office, Perth,  
5th May, 1899.

NOTICE is hereby given that the undermentioned Applications for the Grant of Letters Patent, and the Complete Specifications annexed thereto, have been *accepted*, and are now open to public inspection at this Office.

Any person or persons intending to oppose any of such applications must leave particulars, in writing, in duplicate (on Form D), of his or their objections thereto, within two calendar months from the first appearance of this advertisement in the *Western Australian Government Gazette*. A fee of ten shillings (10s.) is payable with such notice.

Application No. 2118. — WILLIAM AUGUSTUS HARDWICK, of York, Western Australia, Saddler, "*Improved Cushioned Horse Collar*."—Dated 2nd July, 1898. (Specification, 2s. 6d.)

Application No. 2313. — EDWARD JOHN SWINY, of Perth, Western Australia, Miner, "*An improved Gold Saver and Ore Concentrator*."—Dated 30th November, 1898. (Specification, 2s. 6d.)

Application No. 2420. — EDWARD WILLIAM McKENNA, of 402 Jefferson Street, Milwaukee, United States of America, Manufacturer, "*Improvements in Method of and Machinery for Renewing old Steel Rails*."—Dated 11th March, 1899. (Specification, 12s. 6d.)

Application No. 2421. — EDWARD WILLIAM McKENNA, of 402 Jefferson Street, Milwaukee, United States of America, Manufacturer (Assignee of DAVID HOLLIDAY LENTZ), "*Improvements in Charging Machine*."—Dated 11th March, 1899. (Specification, 12s. 6d.)

Application No. 2451. — JOHN WILLIAMSON, of Boulder, Western Australia, Condenser Proprietor, "*Improved Reducing and Amalgamating Appliance for recovering Gold from its Pug or Clay*."—Dated 30th March, 1899. (Specification, 3s.)

Application No. 2454. — EDWARD LLOYD PEASE, of the Parkfield Works, Stockton-on-Tees, in the County of Durham, England, Engineer, "*Roofs and the like Structural Work*."—Dated 30th March, 1899. (Specification, £1 10s.)

Application No. 2456. — ARTHUR ROYSE LYSAGHT, of 10 Bligh Street, Sydney, New South Wales, Wire Netting Manufacturer (Assignee of FRANCIS JOHN SHERBORNE), "*Improvements in Wire Netting Machines*."—Dated 5th April, 1899. (Specification, 5s. 6d.)

Application No. 2457. — THOMAS MILLS, of Sandhurst, in the County of Berks., England, Gentleman, and ROBERT KILLOCH DONALD, of 42 Cadogan Street, Glasgow, Scotland, Engineer, "*Improvements in Apparatus for Pulverising Ores and other Materials*."—Dated 5th April, 1899. (Specification, 3s. 6d.)

Application No. 2458. — JOHN FLETT WHYTE, of James Street, Northcote, Land Agent, and HUGH JAMES WHYTE, of 21 Victoria Street, Fitzroy, Sanitary Engineer, both in the Colony of Victoria, "*An improved Apparatus for the Generation, Purification, Storage, and Supply of Acetylene Gas*."—Dated 5th April, 1899. (Specification, 8s.)

Application No. 2459. — LOUIS CARNEGIE AULDJO, of George Street, Sydney, New South Wales, Consulting Engineer, "*Improvements in Furnaces*."—Dated 5th April, 1899. (Specification, 6s. 6d.)

Application No. 2460. — WILLIAM SHEARING, of Port Road, Carrandown, Manufacturer, and JOHN HARRIS JONES, of Glanton Street, West Hindmarsh, Commission Agent, both in the Province of South Australia, "*An improved Process for the Treatment of Ores*."—Dated 5th April, 1899. (Specification, 3s.)

Application No. 2461. — WILLIAM SHEARING, of Port Road, Carrandown, Manufacturer, and JOHN HARRIS JONES, of Glanton Street, West Hindmarsh, Commission Agent, both in the Province of South Australia, "*An improved Furnace for the Treatment of Ores*."—Dated 5th April, 1899. (Specification, 5s. 6d.)

MALCOLM A. C. FRASER,  
Registrar of Patents.

Patent Office, Perth,  
12th May, 1899.

NOTICE is hereby given that the undermentioned Applications for the Grant of Letters Patent, and the complete Specifications annexed thereto, have been *accepted*, and are now open to public inspection at this Office.

Any person or persons intending to oppose any of such applications must leave particulars, in writing, in duplicate (on Form D), of his or their objections thereto, within two calendar months from the first appearance of this advertisement in the *Western Australian Government Gazette*. A fee of ten shillings (10s.) is payable with such notice.

Application No. 2391. — JAMES BAIRD, of Devonport, near Auckland, New Zealand, Engineer, "*An improved Rotary Engine*."—Dated 14th February, 1899.

Claims:—

1. In a rotary engine a disc centrally mounted on shaft, said shaft passing through cylinder slightly out of centre, that is, more to top of said cylinder than to bottom, whereby a wide annular space is formed at bottom, said disc having on its inner and outer surface inner and outer radial piston arms with upright hubs or bosses, and steam-tight pieces on ends of inner arms fitted to ends of outer arms, and having slide blocks adjusted to upright hubs or bosses, said inner and outer arms having eye-pieces placed over shaft and adjusted to one another with an inner hub secured to or cast with central dividing piece, and an outer hub secured to or cast with cylinder cover, fitting closely to shaft, and between said eye-pieces and shaft for the purpose set forth as herein described, and as illustrated by the accompanying drawings.

2. In rotary engine inner and outer radial piston arms, said inner arms having their outer ends extended into upright hubs or bosses and steam-tight pieces, on to which outer ends of outer arms fit and form pistons which engage bore of cylinder, said upright hubs or bosses having slide blocks adjusted to and oscillating on them, said slide blocks carrying said arms level with inner and outer surfaces of said disc, centrally mounted on shaft, said shaft passing through cylinder, slightly out of centre—that is, more to top of said cylinder than to bottom, whereby a wide annular space is formed at bottom—said inner and outer arms having eye-pieces placed over shaft and adjusted to one another, with an inner hub secured to or cast with central dividing piece, and an outer hub secured to or cast with cylinder cover fitting closely to shaft and between said eye-pieces and shaft for the purpose set forth as herein described, and as illustrated by the accompanying drawings.

3. In rotary engine slide blocks adjusted to upright hubs or bosses, and oscillating on them, said upright hubs and steam-tight pieces being extensions of inner radial piston arms, on to which outer ends of outer arms fit and form pistons, which engage bore of cylinder, said slide blocks carrying said arms level with inner and outer surfaces of said disc, centrally mounted on shaft, said shaft passing through cylinder, slightly out of centre—that is, more to top of said cylinder than to bottom, whereby a wide annular space is formed at bottom—said inner and outer arms having eye-pieces placed over shaft and adjusted to one another, with an inner hub secured to or cast with central dividing piece, and an outer hub secured to or cast with cylinder cover fitting closely to shaft and between said eye-pieces and shaft for the purpose set forth as herein described, and as illustrated by the accompanying drawings.

4. In a rotary engine an inner hub secured to or cast with central dividing piece, and an outer hub secured to or cast with cylinder cover fitting closely to shaft, and between eye pieces of inner and outer radial piston arms, said inner arms having their outer ends extended into upright hubs or bosses and steam-tight pieces on to which outer ends of outer arms fit and form pistons which engage bore of cylinder, said upright hubs or bosses having slide blocks adjusted to and oscillating on them, said slide blocks carrying said arms level with inner and outer surfaces of said disc centrally mounted on shaft, said shaft passing through cylinder slightly out of centre—that is, more to top of said cylinder than to bottom—whereby a wide annular space is formed at bottom for the purpose set forth as herein described, and as illustrated by the accompanying drawings.

5. In combination in a rotary engine a cylinder having a central dividing piece with hub secured to or cast with same, said hub bored to hold and holding shaft slightly out of centre—that is, more to top of said cylinder than to bottom—said shaft having a disc so centrally

mounted on it and within said cylinder that a wide annular space is formed at bottom of cylinder, which said annular space receives either water, steam, compressed air, gas, elastic fluid, or any other suitable form of power which may be used to actuate pistons and said disc, said disc having on its inner and outer surfaces inner and outer radial piston arms with upright hubs or bosses, and steam-tight pieces on ends of inner arms fitted to ends of outer arms thereby forming pistons, having slide blocks adjusted to upright hubs or bosses, said inner and outer arms having eye-pieces placed over shaft and adjusted to one another with said inner hub on central dividing piece, and outer hub secured to or cast with cylinder cover fitting closely to shaft and between said eye-pieces and shaft, said disc having packing or steam-tight rings kept in place by springs and packing-pieces let into ends of steam-tight rings, said cylinder cover securely fastened to cylinder and right and left ports for the purpose set forth as herein described, and illustrated by the accompanying drawings.

Specification, 11s. Drawings on application.

Application No. 2437.—HOLMES SAMUEL CHIPMAN, of No. 54 Margaret Street, Sydney, New South Wales, Merchant, "*Improvements in certain descriptions of Oil Lamp Burners.*"—Dated 21st March, 1899.

*aims:—*

1. In oil lamp burners of the class set forth the combination with the other main parts of a perforated spreader such as F, having reduced diameter, such as F1 and shoulder, such as F2, as and for the purposes set forth substantially as herein described and explained, and as illustrated in the drawing.
2. In oil lamp burners of the class set forth the combination with the other main parts of a spreader such as F, a wick-lifter such as G, and an adjusting rod such as J, having a shoulder or stop such as J8, of a groove such as J7, and a pivoted hook such as R, as and for the purposes set forth substantially as herein described and explained, and as illustrated in the drawing.
3. In oil lamp burners of the class set forth the combination with the other main parts of a wick-lifter such as G, having spring teeth such as H, and a turnover or flange such as G1, as and for the purposes set forth substantially as herein described and explained, and as illustrated in the drawing.
4. In oil lamp burners of the class set forth, the combination with the other main parts of the wick-lifter such as G, having spring teeth such as H1, and an arrester formed of teeth such as C1, and ring such as C2, as and for the purposes set forth substantially as herein described and explained, and as illustrated in the drawing.
5. In oil lamp burners of the class set forth, the combination with the other main parts of bowl such as A, and air inlets such as A1 and P, as and for the purposes set forth substantially as herein described and explained, and as illustrated in the drawing.
6. In oil lamp burners of the class set forth the combination with the other main parts of the tube or casing such as B, and air inlets such as A5, as and for the purposes set forth, substantially as herein described and explained, and as illustrated in the drawing.
7. In oil lamp burners of the class set forth, the combination with the other main parts of gallery stem such as L2, perforated with holes such as L3, and having gallery rest such as L, and clips or holders such as K, substantially as herein described and explained, and as illustrated in the drawing.
8. The combination and arrangement of all together of the mechanical parts forming an improved oil lamp burner substantially as herein described and explained, and as illustrated in the drawing.

Specification, 8s. Drawings on application.

Application No. 2450.—NIELS BENDIXEN, Superintendent of a Laboratory, Copenhagen, Denmark, "*Improvements in the method of and an apparatus for sterilizing Milk.*"—Dated 28th March, 1899.

*Claims:—*

1. A method of sterilizing milk while retaining all the qualities of fresh milk, consisting in saturating the milk with carbonic acid and then boiling under pressure at a temperature of about 120 Cel., then removing the carbonic acid and saturating it with air by leading a current of atmospheric air through it.
2. An apparatus for carrying out the method described in claim 1, characterised by a closed container A having feeding tubes for carbonic acid, stirrer and steam-hood, two tubes leading to a cooling apparatus. B, one (k) from the upper part and another (l) from the lower part, so as to lead developed steam, or the treated fluid, through the said cooling apparatus to a container, C, which has an air feeding tube (m) and a drawing off tube with a row of faucets for drawing off of the sterilized milk.

Specification, 6s. Drawings on application.

Application No. 2466.—ISIDOR VAN STAVEREN, of "Marathon," St. George's Terrace, Perth, Western Australia, "*An Improved Fastener for Letters and Packages.*"—Dated 13th April, 1899.

*Claims:—*

1. In an Improved Envelope or Package Fastener, the details of construction separately and in combination substantially as described and illustrated in the drawings.

Specifications, 1s. 6d. Drawings on application.

Application No. 2476.—SOLOMON ROBERT DRESSER, of Bradford, Pennsylvania, United States of America, Inventor, "*Improvements in Insulated Pipe Couplings.*"—Dated 22nd April, 1899.

*Claims:—*

1. The herein described combination of a clamping ring, provided with an aperture there through, a pipe section having a uniform diameter throughout its length less than the diameter of the aperture in said ring, and passing through said aperture a second pipe section, means for insulating the pipe sections from each other, means for insulating said first-mentioned pipe section from the ring through which it passes, and

means for compressing the insulating material by movement of the clamping ring longitudinally of the pipe sections, whereby said pipe sections are insulated from each other, said ring is insulated from the pipe section passing there through, and provision is made for the movement of the said section through said ring to allow for expansion and contraction substantially as described.

2. The herein described combination with two pipe sections of a clamping ring for each pipe section, provided with an aperture through the same for the passage of its pipe section there through, means for insulating the adjacent ends of said sections from each other, means for insulating each of said rings from the pipe section passing there through, clamping means for drawing said rings toward each other to compress the insulating material whereby said pipe sections are insulated from each other, each pipe section is insulated from the ring through which it passes, and provision is made for the free movement of each of said pipe sections, through their respective rings, and through the insulating material to allow for longitudinal expansion and contraction, substantially as described.

3. A pipe coupling for uniting the adjacent ends of pipe sections and insulating them from each other, including among its members a cylindrical portion, a clamping plate adapted to surround one of said pipe sections and provided with clamping bolts, and an insulating and packing ring having a portion interposed between said cylindrical portion and said plate, and an insulating sleeve portion surrounding said pipe section between it and said plate, substantially as described.

4. A pipe coupling for uniting the adjacent ends of pipe sections and insulating them from each other, including among its members a cylindrical portion adapted to extend over the end of one of said pipe sections, a clamping plate adapted to surround said pipe section, and provided with a packing recess on one side, and packing and insulating ring having a portion adapted to be interposed between the said cylindrical portion and said plate, and to occupy said packing recess, and an insulating sleeve adapted to extend between said plate and said pipe section, substantially as described.

5. A pipe coupling for uniting the adjacent ends of pipe sections and insulating them from each other, including among its members a cylindrical portion to receive one end of a pipe section provided with an annular edge, V-shaped, in cross section, a clamping ring adapted to surround the pipe section, the end of which is inserted in said cylindrical portion provided with a packing recess and clamping bolts, and a packing and insulating ring adapted to fit said packing recess, provided on one end with an annular groove, V-shaped, in cross section to receive the end of said cylindrical portion, and at the other end with an insulating sleeve portion interposed between the said plate and said pipe section, substantially as described.

6. A pipe coupling for uniting the adjacent ends of pipe sections and insulating them from each other, including among its members a cylindrical portion to receive one end of a pipe section provided with an annular edge, V-shaped, in cross section, a clamping ring adapted to surround the pipe section, the end of which is inserted in said cylindrical portion, provided with a packing recess and clamping bolts, and a packing and insulating ring adapted to fit said packing recess, provided on one end with an annular groove, V-shaped, in cross section to receive the end of said cylindrical portion, and at the other end with an insulating sleeve portion interposed between the said plate and said pipe section, and insulating material engaging the end of said pipe section, substantially as described.

7. A pipe coupling for uniting the ends of two pipe sections and insulating them from each other, comprising among its members two clamping plates adapted to surround said pipe sections, each provided with a packing recess and apertures for clamping bolts, a coupling sleeve adapted to extend over the adjacent end portions of the said pipe sections, packing rings adapted to engage said packing recesses and to engage the ends of said sleeve, one of said rings being provided with an insulating sleeve adapted to be interposed between one of said pipe's sections and the clamping ring through which it passes, and the clamping bolts, substantially as described.

8. A coupling for uniting the adjacent ends of pipe sections and insulating them from each other, comprising among its members two clamping plates, each provided with an aperture for the passage of the pipe there through and a packing recess, a coupling sleeve adapted to cover the adjacent portions of the pipe sections between the said plates, the packing rings engaging said packing recesses, and adapted to engage the ends of said sleeve, one of said rings being provided with an insulating sleeve adapted to lie between one of the said plates and the pipe passing there through, insulating material interposed between the ends of said pipe sections and the clamping bolts for uniting said clamping plates, substantially as described.

9. A coupling for uniting the adjacent ends of pipe sections and insulating them from each other, comprising among its members two clamping plates, each provided with an aperture for the passage of the pipe there through and a packing recess, a coupling sleeve adapted to cover the adjacent portions of the pipe sections between said plates, the packing rings engaging said packing recesses, and adapted to engage the ends of said sleeve, one of said rings being provided with an insulating sleeve adapted to lie between one of said plates and the pipe passing there through, an insulating sleeve engaging said pipe within the coupling sleeve, and having a flange engaging the end of the pipe and the clamping bolts for uniting said clamping plates, substantially as described.

Specification, 12s. 6d. Drawings on application.

Application No. 2482.—THE MARSDEN COMPANY, of 850 Drexel Building, corner of Fifth and Chestnut Streets, Philadelphia, Pennsylvania, U.S.A. (Assignee of MARK WORSNOP MARSDEN), "*Material for Packings and other Purposes.*"—Dated 25th April, 1899.

*Claims:—*

1. The within described new material, adapted for use for packings and other purposes, the same consisting of the comminuted cellular portion of corn pith freed from sappy, deleterious, and adherent matters, and having the characteristics substantially as set forth.

2. The method of preparing a material from vegetable pith, consisting in separating it from woody and fibrous portions of the shell, and then comminuting the pith and subjecting it to heat and air blasts, substantially as set forth.

3. As a new manufacture, a mass of vegetable pith comminuted and uniformly charged with a limited proportion of liquid, substantially as described.

4. The mode of charging pith uniformly with limited proportions of liquid, consisting in first fully saturating the pith and then removing a part of the liquid, substantially as described.

Specification, 5s. 6d.

Application No. 2485.—GEORGE JOHN HOSKINS and CHARLES HENRY HOSKINS, of Sydney, New South Wales, Engineers, "*An improved mode of and Apparatus for making the Moulds and Cores that are used in Pipe Founding.*"—Dated 28th April, 1899.

*Claims:—*

1. In the system herein dealt with of making moulds to be used in pipe founding, a hydraulic ram or other suitable lifting appliance, placed immediately below the truck upon which the mould casing stands, whereby the mould casing, and the lower parts in connection therewith, may be lifted bodily from contact with the truck, immediately prior to the sand ramming operation being commenced as herein specified.
2. In the arrangement of the apparatus, set forth in Claim 1, constructing the vertical element of lifting appliance, such, for instance, as the plunger of a hydraulic ram, in two parts, which shall be in the same axial line, so that while the lower part shall only lift in a vertical line, the upper part shall be free to rotate in a horizontal plane, carrying with it in its rotation all the parts which it supports, as and for the purpose herein set forth.
3. The arrangement of parts as set forth in Claim 2, in combination with means such as geared countershaft F, whereby the upper part of the vertical element may be caused to rotate in a horizontal plane as specified.
4. In the system herein dealt with for making moulds to be used in pipe founding, an inner casing or sleeve, which shall lie vertically and concentrically within the outer casing, such inner casing or sleeve being externally provided near its bottom edge with means, such, for instance, as the ring of flanged segmental spirals for causing the inner casing or sleeve to be automatically lifted as the sand is rammed, as herein set forth.
5. An inner casing or sleeve, such as that referred to in Claim 4, in combination with a machine rammer, such as M, N, N1, and with or without counter-balance weights to assist the automatic lifting of the sleeve as specified.
6. In combination, an inner casing or sleeve such as that referred to in Claim 4, and which does not rotate a machine ramming tool which is attached to it, and means for causing the rotation of the mould casing which surrounds it, as and for the purposes herein set forth.
7. The general arrangement, construction, and combination of parts in our "*Improved mode of and apparatus for making moulds and cores that are used in pipe founding*" as herein described and explained, as illustrated in the drawings and for the several purposes set forth.

Specification, 8s. 6d. Drawings on application.

MALCOLM A. C. FRASER,  
Registrar of Patents.

### Trade Marks.

Patent Office, Perth,  
12th May, 1899.

IT is hereby notified that I have received the under-mentioned Applications for the Registration of Trade Marks.

Any person or persons intending to oppose any of such applications must leave particulars in writing, in duplicate (on Form F), of his or their objections thereto, within two months of the first advertisement of the applications in the Western Australian Government Gazette.

A fee of £1 is payable with such notice.

MALCOLM A. C. FRASER,  
Registrar of Designs and Trade Marks.


Application No. 1599, dated 7th March, 1899.—RECKITT & SONS, LIMITED, 423 Kent Street, Sydney, New South Wales, and of Hull, in Yorkshire, and of London, England, Starch, Blue, and Black lead Manufacturers, to register in Class 47, in respect of Blue, a Trade Mark, of which the following is a representation:—



The essential particular of the Trade Mark consists of the device, and applicants disclaim any right to the exclusive use of the added matter except their name.

This Mark was first advertised in the Western Australian Government Gazette of the 17th March, 1899—vide notice at head of Trade Mark advertisements.

Applications No. 1600 and 1601, dated 7th March, 1899.—DR. JAEGER'S SANITARY WOOLLEN SYSTEM CO., LTD., of 95 Milton Street, London, England, Manufacturers, to register in Class 38, in respect of Articles of Clothing; Application No. 1601, to register in Class 41, in respect of Furniture and Upholstery, a Trade Mark, of which the following is a representation:—



The essential particulars of the Trade Mark consist of the combination of devices, and the copy of the written signature, "*Prof. Dr. G. Jaeger,*" and applicant Company disclaims any right to the exclusive use of the added matter save and except its name.

This Mark was first advertised in the Western Australian Government Gazette of the 17th March, 1899—vide notice at head of Trade Mark advertisements.

Applications Nos. 1606 and 1607, dated 15th March, 1899.—R. MACKAY & Co., Kalgoorlie, Aerated Water Manufacturers, to register in Class 15, in respect of an Embossment on Glass Bottles. Application No. 1607, to register in Class 44, in respect of Mineral and Aerated Waters, natural and artificial, including Ginger Beer and like Cordials, a Trade Mark, of which the following is a representation:—

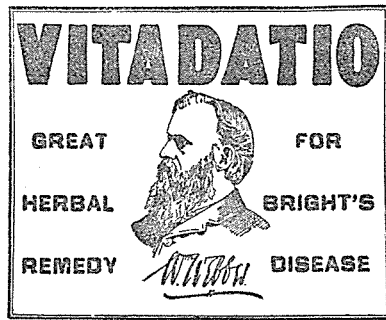


The essential particular of the Trade Mark is the device, and applicant Company disclaims any right to the exclusive use of the added matter, except their trading name and address.

This Mark was first advertised in the Western Australian Government Gazette of the 24th March, 1899—vide notice at head of Trade Mark advertisements.



Application No. 1609, dated 20th March, 1899.—WILLIAM WEBBER, of Launceston, in the Colony of Tasmania, Manufacturer, etc., to register in Class 3, in respect of Herbal Medicine for Human Use, a Trade Mark, of which the following is a representation :—



*The essential particulars of the Trade Mark are the word "Vitadatio," the portrait, and the fac-simile signature, "W. Webber;" and the applicant disclaims any right to the exclusive use of the added matter.*

This Mark was first advertised in the Western Australian Government Gazette of the 24th March, 1899—vide notice at head of Trade Mark advertisements.

Application No. 1610, dated 20th March, 1899.—WILLIAM WEBBER, of Launceston, in the Colony of Tasmania, Manufacturer, etc., to register in Class 3, in respect of a Herbal Medicine for Human Use, a Trade Mark, of which the following is a representation :—

### CURAVITA.

This Mark was first advertised in the Western Australian Government Gazette of the 24th March, 1899—vide notice at head of Trade Mark advertisements.

Application No. 1605, dated 15th March, 1899.—HENRY MARSH and WILLIAM ESSEX, trading as "H. Marsh & Co.," South Street, Fremantle, to register in Class 47, in respect of Common Soap and Candles, a Trade Mark, of which the following is a representation :—

### SENTRY.

This Mark was first advertised in the Western Australian Government Gazette of the 31st March, 1899—vide notice at head of Trade Mark advertisements.

Application No. 1612, dated 24th March, 1899.—BARFF, LIMITED, of Eastcheap Buildings, London, England, to register in Class 42, in respect of Currants, a Trade Mark, of which the following is a representation :—

### KUXJOY.

This Mark was first advertised in the Western Australian Government Gazette of the 31st March, 1899—vide notice at head of Trade Mark advertisements.

Application No. 1613, dated 24th March, 1899.—BARFF, LIMITED, of Eastcheap Buildings, London, England, to register in Class 42, in respect of Currants, a Trade Mark, of which the following is a representation :—

### JUPITER.

This Mark was first advertised in the Western Australian Government Gazette of the 31st March, 1899—vide notice at head of Trade Mark advertisements.

Application No. 1611, dated 24th March, 1899.—BARFF, LIMITED, Eastcheap Buildings, London, England, to register in Class 42, in respect of Currants, a Trade Mark, of which the following is a representation :—

### REGINA.

This Mark was first advertised in the Western Australian Government Gazette of the 7th April, 1899—vide notice at head of Trade Mark advertisements.

Application No. 1579, dated 17th January, 1899.—THE AMERICAN CEREAL COMPANY, of Chicago, United States of America, to register in Class 42, in respect of Cereals Pulses, and all descriptions of Cereal Preparations, a Trade Mark, of which the following is a representation :—



*The essential particulars of the Mark are the device of a Quaker, as shown, and the word "Quaker;" and applicant Company disclaims any right to the exclusive use of the added matter.*

This Mark was first advertised in the Western Australian Government Gazette of the 14th April, 1899—vide notice at head of Trade Mark advertisements.

Application No. 1614, dated 12th April, 1899.—DRAKE AND STUBBS, Hay Street, Perth, Ironmongers, to register in Class 5, in respect of Unwrought and Partly-wrought Metals used in Manufacture, a Trade Mark, of which the following is a representation :—

### VELOCITE.

This Mark was first advertised in the Western Australian Government Gazette of the 21st April, 1899—vide notice at head of Trade Mark advertisements.

Application No. 1608, dated 21st March, 1899.—THE DUBLIN DISTILLERS Co., Limited, of 48 Mark Lane, London, England, Distillers, to register in Class 43, in respect of Whisky, a Trade Mark, of which the following is a representation :—

### COMMONWEALTH.

This Mark was first advertised in the Western Australian Government Gazette of the 21st April, 1899—vide notice at head of Trade Mark advertisements.


Applications Nos. 1446, 1447, 1448, and 1450, dated 27th June, 1898.—MONKWELL STREET WAREHOUSE COMPANY, of London, to register in Class 34, in respect of Cloths and Stuffs of Wool, Worsted, or Hair. Application No. 1447, to register in Class 31, in respect of Silk Piece Goods. Application No. 1448, to register in Class 24, in respect of Cotton Piece Goods of all kinds. Application No. 1450, to register

in Class 38, in respect of Articles of Clothing, a Trade Mark, of which the following is a representation :—

## WILLOWAIST

This Mark was first advertised in the Western Australian Government Gazette of the 28th April, 1899—*vide* notice at head of Trade Mark advertisements.

Application No. 1449, dated 27th June, 1898.—MONKWELL STREET WAREHOUSE COMPANY, of London, to register in Class 38, in respect of Articles of Clothing, a Trade Mark, of which the following is a representation :—



The essential particulars of the Mark are—(1) The device ; and (2) the fancy or invented word "Willowaist," and the exclusive use of the added word is disclaimed.

This Mark was first advertised in the Western Australian Government Gazette of the 28th April, 1899—*vide* notice at head of Trade Mark advertisements.

Application No. 1619, dated 22nd April, 1899.—THE PERFECT COFFEE COMPANY, LIMITED, of 9 Arundel Street, Strand, London, Manufacturers of Liquid Coffee, to register in Class 42, in respect of Substances used as Food or as Ingredients in Food, a Trade Mark, of which the following is a representation :—

## RÉVEILLE

This Mark was first advertised in the Western Australian Government Gazette of the 28th April, 1899, *vide* notice at head of Trade Mark advertisements.

Application No. 1604, dated 15th March, 1899.—CHARLES WHITE, Barker Road, Subiaco, Boot Manufacturer, to register in Class 38, in respect of Boots and Shoes, a Trade Mark, of which the following is a representation :—

## LION.

This Mark was first advertised in the Western Australian Government Gazette of 5th May, 1899—*vide* notice at head of Trade Mark advertisements.

Application No. 1603, dated 15th March, 1899.—FRANK ASTON EDWARDS, trading as "Aston & Co.," also trading as "The Dulcemona Tea Company," of 11, 11A, and 12 Upper Thames Street, London, England, to register in Class 42, in respect of Tea, Coffee, Cocoa, and other Articles of Food, a Trade Mark, of which the following is a representation :—

## DULCEMONA.

This Mark was first advertised in the Western Australian Government Gazette of the 12th May, 1899—*vide* notice at head of Trade Mark advertisements.

Application No. 1627, dated 2nd May, 1899.—RECKITT & SONS, Limited, 423 Kent Street, Sydney, New South Wales, and of Hull, in Yorkshire, and of London, England, Starch, Blue, and Blacklead Manufacturers, to register in Class 50, Sub-section 6, in respect of Stove Polish, a Trade Mark, of which the following is a representation :—



The essential particulars of the Trade Mark are the words "Rising Sun" and the device, and applicants disclaim any right to the exclusive use of the added matter.

This Mark was first advertised in the Western Australian Government Gazette of the 12th May, 1899—*vide* notice at head of Trade Mark advertisements.