

Supplement to Government Gazette

OF

WESTERN AUSTRALIA.

[Published by Authority.]

No. 59.
P.O. No. 49. }

PERTH: FRIDAY, DECEMBER 8.

[1899.

CONTENTS:

SUBJECT.	PAGE
Complete Specifications accepted	4099
Applications for Registration of Trade Marks	4106

Note.—Throughout this *Gazette* the names in Italics within parentheses are those of Communicators of Inventions.

Complete Specifications.

*Patent Office, Perth,
8th December, 1899.*

NOTICE is hereby given that the undermentioned applications for the Grant of Letters Patent, and the complete Specifications annexed thereto, have been *accepted*, and are now open to public inspection at this Office.

Any person or persons intending to oppose any of such applications must leave particulars, in writing, in duplicate (on Form D), of his or their objections thereto, within two calendar months from the first appearance of this advertisement in the *Western Australian Government Gazette*. A fee of Ten shillings (10s.) is payable with such notice.

Application No. 2659.—GEORGE GARIBALDI TURRI, of Salisbury Building, Queen Street, Melbourne, in the Colony of Victoria, Patent Agent (*George Archibald Lowry*), "*Apparatus for making Grass Twine*."—Dated 2nd September, 1899.

Claims:—

1. In a machine for making grass twine, a carrier, grippers carried thereby, means for presenting the grass to the action of the grippers and means for actuating these parts.
2. In a machine for making grass twine, a box or tray adapted to receive the material to be operated on, a carrier, grippers mounted thereon, means for positively feeding the material into the path of said grippers, and means for actuating said carrier.
3. In a machine for making grass twine, a box or tray arranged to receive the material to be operated on, a carrier provided with grippers, means for presenting the material into the path of the grippers, a cam for agitating said box or tray and means for actuating said carrier and cam.
4. In a machine for making grass twine, a box or tray adapted to receive the material to be operated on, a portion of said tray being pivotally mounted, a carrier provided with grippers, a cam for rocking said pivotally mounted portion of the box or tray, and means for actuating said carrier and cam.
5. In a machine for making grass twine, a carrier having grippers, a feedway for the material arranged transverse to the path of travel of said carrier, means for positively feeding the material to said feedway and means of actuating said carrier.
6. In a machine for making grass twine, a carrier having grippers, a feedway arranged transverse to the path of travel of the carrier and inclined relative thereto, means for feeding the material through said feedway and into position to be engaged by said grippers, and means for actuating the carrier.
7. In a machine for making grass twine, a carrier having grippers, a feedway arranged to extend transversely across the path of travel of the carrier, means for feeding the material into such feedway, with the stems or stalks arranged in lines parallel to the plane of travel of the carrier, whereby they may be grasped by the grippers, and means for actuating the carrier.
8. In a machine for making grass twine, a carrier having grippers, a feedway arranged to extend across the path of travel of the carrier, means for feeding the material into said feedway, and means for yieldingly opposing the action of said feeding devices whereby said feedway may not become choked.

9. In a machine for making grass twine, a carrier having grippers, a feedway, a hinged and weighted end gate therefor, and means for feeding the material into said feedway.

10. In a machine for making grass twine, a carrier having grippers, a feedway having a hinged door or gate at the end thereof, means for yieldingly maintaining said door closed, and means for feeding the material into said feedway.

11. In a machine for making grass twine, a carrier having grippers, a feedway comprising an upper plate and a lower plate, and means for relatively adjusting said plates.

12. A feedway for grass twine making machines, comprising a supporting bracket, an upper plate mounted thereon, a lower plate also mounted on said bracket, and means for adjusting said lower plate relative to said upper plate.

13. In a grass twine making machine, feeder-plates forming a passage through which the material is fed, one of the said feeder-plates being stationarily mounted and the other of said plates being adjustable.

14. In a grass twine making machine, feeder-plates forming a passage through which the material is fed, one of the said plates being stationary, and means for adjusting the inclination of the other plate.

15. In a grass twine making machine, a stationary upper feeder-plate, a lower feeder-plate, a securing bolt for the latter, and adjusting screws arranged on opposite sides of said securing bolt, whereby said lower plate may be adjusted.

16. In a grass twine making machine, a bracket having an elongated slot therein, a feeder-plate, a securing bolt therefor arranged to pass through said elongated slot, set-screws tapped through said bracket on opposite sides of said securing bolt and impinging against said feeder-plate, and a co-operating stationary feeder-plate.

17. In a grass twine making machine, a box or tray adapted to receive the grass preparatory to being presented to the twine-forming mechanism, said box or tray provided with a movable end wall, against which the butt ends of the grass stems or stalks are presented, and means for vibrating said movable wall.

18. In a grass twine making machine a feed box or tray adapted to receive the grass preparatory to being fed to the machine, said box or tray provided with a hinged end against which the butt ends of the grass stems or stalks rest, a rod connected to the hinged end wall for rocking the same, and a cam arranged to reciprocate said rod.

19. In a grass twine making machine a feed box or tray having a hinged end wall, a rod connected thereto, a spring arranged to yieldingly hold said end wall closed, and a cam for moving said rod to open or agitate said end wall.

20. In a grass twine making machine, a carrier, grippers mounted thereon, and comprising a stationary jaw and a pivoted jaw, a rod connected to said pivoted jaw, means for actuating the carrier, and means arranged in the path of said rods for engaging the same whereby the rods are projected to open and close said jaws.

21. In a grass twine making machine, a carrier, grippers mounted thereon and comprising pairs of jaws, one member of each pair of said jaws being stationarily mounted on the carrier and the other member pivoted to the stationary member, a rod connected to the pivoted jaw, a spring for yieldingly maintaining the jaws closed, and means arranged in the path of the rods for projecting the same to open the jaws.

22. In a grass twine making machine, a carrier provided with a side flange, pairs of gripping jaws mounted on the carrier, one member of each pair being stationarily mounted on the carrier, and the other member pivoted to the stationary member, a rod connected to the pivoted member and arranged to protect through said flange, a cam arranged to engage the end of said rod, and a spring for opposing the projection of said rod.

23. In a grass twine making machine, a carrier, pairs of gripping jaws mounted thereon, one member of each pair provided with an elongated opening therethrough and stationarily mounted on the carrier, the other member being pivoted to the stationary member, a rod connected to the pivoted jaw of each pair and passing through the opening in the co-operating stationary jaw, a spring for holding the members of each pair of jaws closed, and a cam arranged in the path of the rods for projecting the same.

24. In a grass twine making machine, a carrier provided on the periphery thereof with pairs of gripping jaws, each succeeding pair of such jaws being arranged out of the peripheral line of the preceding pair.

25. In a grass twine making machine, a carrier provided with pairs of gripping jaws arranged to project radially from the periphery thereof, each succeeding pairs of such jaws being arranged out of line transversely and peripherally with respect to the preceding pair of jaws.

26. In a grass twine making machine, a carrier, pairs of gripping jaws, one member of each pair provided with a shouldered shank arranged to pass radially through the periphery of said carrier, the other member being pivotally mounted on the fixed member, means for actuating said carrier, and means for automatically opening and closing said jaws.

27. In a grass twine making machine, a carrier, gripping jaws carried thereby, means for actuating said carrier, means for presenting the grass into the path of said jaws, means for opening and closing said jaws to grip the grass stalks therein, a receiver, and means for again opening said jaws to deposit the grass in said receiver.

28. In a grass twine making machine, gripping jaws pivoted together, an operating rod pivotally connected to one of said jaws, and means for actuating said rod.

29. In a grass twine making machine, gripping jaws pivoted together, one of said jaws provided with a flat clamping face bounded by a rounded or circular edge.

30. In a grass twine making machine, gripping jaws pivoted together, one of said jaws provided with a perforation and the other with a pin working in the perforation, and also having a flat clamping face bounded by a circular edge struck from the pin as a centre.

31. In a grass twine making machine, a twisting device including a rotatable sleeve, clamping jaws pivotally mounted thereon, and means for imparting a tension to said clamping jaws proportional to the speed of rotation of the sleeve.

32. In a grass twine making machine, a twisting device including a rotatable sleeve, clamping jaws pivotally mounted thereon, said jaws being weighted, whereby through centrifugal force exerted upon said jaws and developed by the rotation of said sleeve said jaws are clamped together with a tension proportional to the speed of rotation of the sleeve.

33. In a grass twine making machine, a twister including a rotatable sleeve, arms pivotally mounted thereon and having clamping jaws, and weights adjustably mounted on said arms.

34. In a grass twine making machine, a twister including a rotatable sleeve, arms pivotally mounted on said sleeve and carrying co-operating clamping jaws at one end and weights at the other end, and springs for normally pressing said clamping jaw ends towards each other.

35. In a grass twine making machine, a twister including a rotatable sleeve, arms pivotally mounted thereon, and carrying clamping jaws at one end and adjustable weights at the other end, springs arranged to press said clamping jaw ends together, and means for adjusting the tension of said springs.

36. In a machine for making grass twine, a twister comprising a rotatable sleeve, clamping jaws carried thereby, a guiding funnel stationarily mounted within and extending through said sleeve and means for adjusting said funnel.

37. In a machine for making grass twine, a twister and a winder, the material being arranged to pass through said twister and winder, whereby it is twisted into twine form and then wrapped with thread.

38. In a machine for making grass twine, a twister sleeve, a wrapping sleeve carrying a spool of thread, the material operated on passing through said sleeves, and means for rotating said sleeves in opposite directions.

39. In a grass twine making machine, a twister, a wrapping mechanism comprising a tubular support for the thread through which the twisted material is fed, a sleeve loosely mounted on said tubular support and carrying guides for the thread and means for reversely rotating said twister and tubular support.

40. In a grass twine making machine, a twister, a wrapping mechanism comprising a tubular support for the thread through which the twisted material is fed, a thread guide adjustably mounted on said support and means for rotating said twister and support in reverse directions.

41. In a grass twine making machine, a twister and a wrapping mechanism and a guide for the thread, said guide having coils formed therein.

42. In a grass twine making machine, a twister, a wrapping mechanism, including a tubular shaft, a tubular extension detachably connected to said shaft, said extension adapted to carry a spool of thread, and means for feeding the material through said shaft and extension.

43. In a grass twine making machine, a twister and a wrapping mechanism, in combination with a feeding mechanism including a stationarily mounted roll, an arm pivotally mounted and carrying a co-operating roll, a spring operating to press said rolls into gripping relation to the material to be fed and means for actuating said several devices.

44. In a grass twine making machine, and as an organised apparatus, the combination of the following devices and instrumentalities: a carrier, grippers, feeding devices for the grass, a trough into which the grippers deliver the straws successively, a twister, a wrapping mechanism and a feeding mechanism all combined and arranged to co-operate together.

45. An organised grass twine making machine comprising in combination the following elements: A twisting mechanism, a wrapping mechanism, a feeding mechanism, and a winding reel upon which the finished product is wound.

46. An organised grass twine making machine comprising in combination the following elements: A twisting mechanism, a wrapping mechanism, a feeding mechanism, a winding reel and a deployer and means for actuating these several mechanisms.

47. In a grass twine making machine, a winding device comprising a pulley, a tubular shaft resting on the face thereof, a reel or hub having a flange at each end, one of which is arranged to rest upon the first mentioned flange and the other is made removable, and means for deploying the material on said reel.

48. In a grass twine making machine, a deployer comprising a shaft having reverse threads thereon, a sleeve mounted on said shaft and carrying a twine guide, and an engaging device carried by said sleeve for engaging said threads.

49. In a grass twine making machine, a winding mechanism comprising two or more reels arranged in proximity to each other, means for actuating the same and a deployer, whereby when one roll is filled the twine is wound on another reel, thus avoiding arresting the machine.

Specification, £1 17s. Drawings on application.

Application No. 2660. — GEORGE GARIBALDI TURRI, of Salisbury Building, Queen Street, Melbourne, in the Colony of Victoria, Patent Agent (*George Archibald Lowry*), "Apparatus for Compressing Fibrous or other Material."
—Dated 2nd September, 1899."

Claims:—

1. In a press, an open-ended chamber, a cap or head for one end thereof, said cap or head provided with a plurality of slots therethrough, and means for relatively rotating said chamber and cap.

2. In a press, an open-ended chamber, a cap or head having a feed slot therethrough, the compressing or far edge of which is inclined towards the inner surface of the cap, and means for relatively rotating said chamber and cap.

3. In a press, an open-ended chamber, a cap or head provided with a plurality of slots therethrough, the compressing edge of each slot being inclined towards the under surface of the cap.

4. In a press, a chamber or holder, a cap or head provided with one or more slots, said slots being inclined relative to the line of travel of the material past them, and means for relatively rotating said chamber and cap.

5. In a press, a chamber or holder, a cap or head provided with one or more slots, said slots terminating at their inner ends at a point to one side of the centre of the cap, and means for relatively rotating said chamber and cap.

6. In a press, a chamber or holder, a cap or head for one end thereof, said cap or head provided with narrow slots therethrough extending from near the centre thereof outwards towards the periphery, and the width between the lips of which is insufficient to permit the compressed material to rise therein, the under surface of the compressing edge or lip of each being inclined towards the under surface of the cap, and means for relatively rotating the chamber and cap.

7. In a press, a chamber or holder, a cap having one or more slots formed therein, the outer surface of the cap on opposite sides of each slot being inclined towards said slot, and means for relatively rotating the chamber and cap.

8. In a machine for compressing fibrous or other material, a cap or abutment, and means for rotating the mass of compressed material in contact therewith, said abutment being provided with one or more slots extending from near the middle to near the periphery thereof, said slots being inclined to the path of travel of the compressed material entering the slots.

9. In a press, a chamber forming a holder, a cap for one end thereof and forming an abutment for one end of the compressed material, and means for relatively rotating the chamber and cap, said cap provided with one or more slots or inlet openings, the compressing lip of each slot being inclined towards the inner surface of the cap, and the outer surface of the cap converging towards the edges of each slot.

10. In a press, a chamber, a cap, and means for relatively rotating these parts, said cap provided with one or more feed slots, each slot terminating at its inner end at a point on the left-hand side of the centre of the cap.

11. In a press, a chamber or holder, a cap or head therefor, and means for relatively rotating these parts, said cap or head provided with one or more feed slots, said slots being curved in the direction of the length thereof.

12. In a press, a chamber or holder, a slotted cap or head therefor, said cap or head made in sections, and means for relatively rotating the chamber and cap.

13. In a press, a chamber or holder, a cap or head therefor, said cap composed of sections or plates arranged edge to edge, and off-set from each other to form feed slots therebetween, and means for relatively rotating the chamber and cap.

14. In a press, a chamber or holder, a cap or head therefor, said cap composed of sections or plates arranged edge to edge, and off-set from each other, to form feed slots therebetween, and strengthening ribs or blocks for said plates, and means for relatively rotating said chamber and cap.

15. In a press, a cap or abutment, comprising an annular frame, a series of plates arranged edge to edge and secured to said frame, said plates being off-set to form feed slots therebetween, and means for rotating a mass of compressed material in contact with said cap or abutment.

16. A press, comprising an open-ended chamber, a slotted cap therefor, and means for relatively rotating these parts, in combination with means for contracting the diameter of said chamber.

17. A press, comprising an open-ended chamber, means for varying the taper of the bore thereof, and means for advancing the material through the chamber.

18. In a press, a series of plates arranged to form a passage for the material to be compressed, means for advancing the material through such passage, and means for adjusting said plates, whereby the taper of such passage may be varied.

19. In a press, a series of plates arranged to form a passage for the column of material, said plates being loosely held at one end, a movable piece having an inclined surface arranged to engage a co-operating surface on the opposite ends of said plates, whereby when said movable piece is adjusted the taper of said passage is varied, and means for advancing the material through such passage.

20. In a press, a chamber or holder, a series of plates longitudinally arranged on the inner surface of said chamber to form a passage therethrough, said plates being loosely held at the receiving end of said chamber, means for moving the opposite ends of said plates toward the axial centre of said chamber, whereby the taper of the bore of said passage is changed, and means for advancing the material through said passage.

21. In a press, a chamber or holder, a slotted cap therefor, and means for relatively rotating these parts, whereby material supplied adjacent to the slots in the cap is drawn into the chamber and condensed or compressed into a column and is advanced through the chamber, in combination with means arranged to receive the end of such column as it emerges from the end of the chamber, to prevent endwise expansion thereof.

22. In a press, an open-ended chamber or holder, and means for continuously feeding the material into and through such chamber and subjecting the same to pressure, in combination with means for receiving, supporting, and preventing expansion of the material after it is compressed, and as it emerges from the chamber.

23. In a press, a holder adapted to embrace a portion of the column of compressed material, and means for condensing the material upon one end of said column and correspondingly advancing such column through the holder, in combination with a receding support arranged to receive the end of such column as it emerges from the holder.

24. In a press, a holder adapted to embrace a portion of the column of compressed material, and means for condensing the material upon one end of such column and correspondingly advancing the same through the holder, in combination with a movable platform or head adapted to receive the end of the column as it emerges, and means for yieldingly resisting the receding movement of said platform.

25. In a press, an open-ended chamber, means for rotating the same, and a slotted cap or head for one end of the chamber, in combination with a receding support arranged to receive the compressed material as it emerges from said chamber, said support mounted to rotate.

26. In a press, a holder, means for compressing the material in, and correspondingly advancing the same through, the holder, whereby the material emerges from the holder in a compressed column, a receding support arranged to receive the end of the compressed column as it emerges from the holder, to hold the same against endwise expansion, said holder being pivotally mounted, whereby it may be rocked or swung out of alignment with the column.

27. In a press, a chamber forming a holder in which the material is compressed into a column, and means for condensing the material in layers on the end of such column and correspondingly advancing the same through the holder, in combination with means for separating a portion from the end of such column, of sufficient length to form a bale.

28. In a press, a chamber or holder, and means for compressing the material in said chamber and correspondingly advancing the same therethrough, whereby the compressed material emerges in the form of a column, in combination with means for severing a length therefrom to form a bale.

29. In a press, a chamber or holder, means for compressing the material therein in superposed flattened spiral layers, and correspondingly advancing the same therethrough, whereby the material emerges from the chamber in a compressed column, in combination with one or more blades arranged to operate transversely the length of the column to sever a bale therefrom, and means for advancing the blades into the column.

30. In a press, a chamber, and means for compressing the material in said chamber, and correspondingly advancing the same therethrough, in combination with a receding platform adapted to receive the end of the compressed column as it emerges from the chamber, and means arranged to operate at a point between said chamber and platform for severing a bale from said column.

31. In a press, a chamber, means for compressing the material therein and correspondingly advancing the same therethrough, in combination with means for severing a bale from the end of the compressed column after it has emerged from the chamber, and means for preventing the endwise expansion of the severed bale.

32. In a press, a holder, means for compressing the material therein and correspondingly advancing the same therethrough, in combination with means for severing a bale from the end of the compressed column after it emerges from the holder, and means arranged to engage the end of such column from which the bale has been severed, to prevent the endwise expansion thereof.

33. In a press, a holder, means for compressing the material therein and correspondingly advancing the same therethrough, whereby it emerges therefrom in a compressed column, a receding platform arranged to receive the end of the column as it emerges, means for severing a bale from the end of the column, and means for confining the severed bale to such platform to prevent endwise expansion thereof.

34. In a press, a holder, means for compressing the material therein and correspondingly advancing it therethrough, whereby it emerges therefrom in a compressed column, a receding platform adapted to receive the end of the column as it emerges, means for severing a bale therefrom, means for confining the end of the column from which the bale is severed, with reference to the holder, means for confining the end of the severed bale with reference to the platform, and means for moving the platform out of line with the column.

35. In a press, a chamber, means for feeding the material thereto and compressing it therein, whereby it emerges therefrom in a compressed column, a receding platform, means for severing a bale from the column, and means for moving or dropping the platform away from the column, whereby the severed bale may be removed.

36. In a press, a chamber, means for feeding the material thereto and compressing the same therein, whereby it emerges therefrom in a compressed column, a receding support to receive the emerging end of the column, severing plates and detachable confining plates arranged to be advanced transversely the length of the column for severing a bale therefrom, and means for connecting said confining plates to the support, whereby the severed bale is confined against endwise expansion.

37. In a press, a slotted cap, and means for rotating a compressed mass of material in contact therewith, the contacting surface of said cap being grooved, whereby the area of frictional contacting surface between the cap and material is reduced.

38. In a press, a holder for the compressed material, a slotted cap for one end of said holder and forming an abutment for the material, and means for relatively rotating said chamber and cap, said cap provided with grooves on the abutment surface thereof, arranged concentric with the axis of such relative rotation.

39. In a press, an open-ended chamber or holder, and a slotted cap, and means for relatively rotating these parts, in combination with a basket arranged over the cap, and into which the material to be compressed is supplied or delivered in bulk.

Specification, £1 13s. Drawings on application.

Application No. 2775.—SYDENHAM OXENHAM, of Poverty Bay, in the Colony of New Zealand, Brickmaker, "*Appliance for Straining Water before it enters a Storage Tank.*"—Dated 21st November, 1899.

Claims:—

1. The appliance for straining water for storage, a down pipe or receiver, a vertical pipe leading to the spout, a horizontal pipe between from which depends a sediment chamber, a strainer above the sediment chamber and a strainer covering the aperture leading to the spout as and for the purposes herein set forth.

2. The general arrangement, construction and combination of parts in my appliance for straining water before it enters a storage tank as herein described as illustrated in the drawings and for the several purposes specified.

Specification, 2s. 6d. Drawings on application.

Application No. 2776.—SYDENHAM OXENHAM, of Poverty Bay, in the Colony of New Zealand, Brickmaker, "*An improved Automatic Mode of and Apparatus for Ejecting Silt and Deposit from Tanks and Cisterns.*"—Dated 21st November, 1899.

Claims:—

1. In combination, a tank or cistern, a float, a ball or other valve, means to connect together the float and the ball or valve, with or without intermediate lever appliances and a scour pipe at the bottom of the tank as and for the purposes herein specified.

2. The general arrangement, construction and combination of parts in the improved automatic mode of and apparatus for ejecting silt and deposit from tanks or cisterns, as described and as illustrated in the drawings for the purposes herein set forth.

Specification, 5s. Drawings on application.

Application No. 2777.—SYDENHAM OXENHAM, of Poverty Bay, in the Colony of New Zealand, Brickmaker, "*An improved Guard to protect House-Guttering from the intrusion of small birds and the deposit of refuse matter.*"—Dated 21st November, 1899.

Claim:—

The improved guard for protecting house-guttering consisting of L-shaped lengths of perforated zinc or other suitable perforated material, the horizontal limb of such guard being laid within and across the guttering and projecting over the end of the same while the vertical limb shall project upwards beneath the roof, the top edge of such vertical limb being scalloped or otherwise shaped so as to fit the inequalities on the underside of the roof, as and for the purposes herein specified.

Specification, 3s. 6d. Drawings on application.

Application No. 2778.—ADELPHÉ LEON PHILARETE CHASLES, of Orleans, in the Department of the Loiret, in the Republic of France, Gentleman, "*New or improved Facing for the Pedals of Bicycles, the Steps of Carriages, the Steps of Staircases, and the like.*"—Dated 21st November, 1899.

Claim:—

The facing for the pedals of bicycles, steps of carriages, cars, or wagons, steps of staircases, foot-brushes for polishing floors, foot-levers of lathes and the like, steps of ladders, and so forth, which consists of a plate of sheet-metal perforated in the same manner as an ordinary kitchen rasp or grater, and means for fastening the same to the article to which it is to be applied substantially as described with reference to the accompanying drawings, and for the purpose specified.

Specification, 8s. Drawings on application.

Application No. 2779.—ISAAC SMITH, of the firm of Sydney Smith & Sons, of Basford Brass Works, Nottingham, England, Brassfounders, "*Improvements in apparatus for use as a Meter, Motor Pump, and similar purposes.*"—Dated 21st November, 1899.

Claims:—

1. In apparatus for use as a meter, motor, pump, and similar purposes the combination of a drum 1 mounted in upper and lower bearings *o o'* and provided with two or more spiral or similarly curved channels and an outlet to each channel, with an inlet port box provided with inlet ports and a directing cone constructed arranged and operating substantially as herein described with reference to the accompanying drawings.

2. In apparatus for use as a meter, motor, pump, and similar purposes a drum 1 mounted in upper and lower ball bearings comprising cones *u* in rings *1'*, balls *w*, *w'* a fixed cone *v*, and adjustable cone *x*, and lock nut *y*, substantially as herein described and explained and as illustrated in Figure 3 of the drawings.

3. In apparatus for use as a meter, motor, pump, and similar purposes the combination of a drum provided with two or more spiral or similarly curved channels, an outlet to each channel the ends of the walls between the channels being enlarged (so as to prevent the liquid from any one port hole flowing into more than one channel at the same time) with a port box provided with inlet ports and directing cone constructed arranged and operating substantially as herein described with reference to Figure 2 of the drawings.

Specification, 5s. 6d. Drawings on application.

Application No. 2781.—RUDOLPH MENZ, of 19 Royal Exchange, King William Street, Adelaide, in the Province of South Australia, Watchmaker, "*Improvements in Cooling Safes or Chambers.*"—Dated 21st November, 1899.

Claims:—

1. In the construction of cool safes chambers or rooms forming the wall or walls or parts of them of one or more lengths of porous flexible material in the form of an endless band or bands each of which is stretched upon top and bottom rollers the lower one of which is immersed in a trough of liquid the rollers and band being rotated by any suitable motive power at a sufficient speed to keep the band damp as the moisture is extracted by the atmosphere substantially as described.

2. A cooling safe or chamber the sides of which are wholly or partially constructed of porous flexible material in the form of an endless band or bands each of which is stretched upon top and bottom rollers the lower one of which is immersed in a trough of liquid the rollers and band being rotated by clockwork or other mechanism at such a speed as to take up sufficient water to keep the band damp, substantially as described.

3. In a cool safe or chamber one or more endless travelling bands of porous flexible material such as canvas mounted upon top and bottom rollers the upper roller being rotated by some suitable motive power and the bottom roller being immersed in a trough of liquid substantially as described and for the purposes set forth.

4. The arrangement within a door or window or other opening of a suitable frame carrying rollers at the top and bottom upon which is stretched an endless band of porous flexible material the lower roller being immersed in a trough of liquid and the upper roller being in engagement with clockwork or other suitable motive power substantially as described and for the purpose set forth.

5. In combination a trough containing liquid a superimposed endless band of porous flexible material revolving on rollers, and passing through the said liquid and mechanism adapted to rotate the rollers and cause the band of flexible material to travel as and for the purposes set forth.

6. In a cool safe or chamber a door formed of two parts of porous flexible material in the form of an endless band stretched upon top and bottom rollers which are held in a frame so supported that it may be raised upwards and when replaced dip into the trough of water and gear with the actuating mechanism in the manner and for the purpose described.

Specification, 12s. Drawings on application.

Application No. 2783.—GEORGE HENRY GREEN, of Unley Road, Unley, in the Province of South Australia, Accountant, "*Improved Mechanism for Fare Boxes and Tills for Receiving and Automatically Registering and Recording Fares.*"—Dated 22nd November, 1899.

Claims:—

1. In mechanism for fare boxes and tills, a shutter lock such as J mounted upon a centre pin such as H and provided with a spring J4 and a spring-governed catch J5, substantially as described and as illustrated.

2. In mechanism for fare boxes and tills, a slot shutter consisting of sides Q, a cover plate Q1, an elliptical-shaped cylinder or drum Q2 mounted upon a centre pin such as H connected with the parts above claimed, substantially as described and as illustrated.

3. In mechanism for fare boxes and tills, a coil spring such as J1, one end of such spring being attached to a pin J2 mounted upon a sliding plate D, the opposite end of such spring being coiled in tension round a revolving centre pin such as H, said pin being connected with the mechanism specially set forth in claims 1 and 2.

4. In mechanism for fare boxes and tills, a vertically-sliding plate such as D formed with guides or slots such as D1 and characterised by a lock slot such as K and a bevelled guide such as K1, substantially as described and illustrated.

5. In mechanism for fare boxes and tills, a sliding plate such as D characterised by the projections D4 and D5 within a peculiarly shaped opening N in said plate for the purposes hereinbefore set forth.

6. In mechanism for fare boxes and tills, a sliding plate such as D characterised by diagonal projection D3 near the base thereof, substantially as described and illustrated and for the purposes set forth.

6. In mechanism for fare boxes and tills, a spring-governed bell-hammer such as F mounted upon a claw such as F4 and provided with a governing spring such as F2, the several parts being secured to a sliding plate such as D by means of the centre pin F1, substantially as described and as illustrated.

8. In mechanism for fare boxes and tills, a bell lock plate such as G mounted upon a fixed centre pin such as G2 and provided with a projection such as G1, a governing spring G3, and a fixed pin G4 arranged upon the vertical wall C substantially as described and as illustrated and for the purposes set forth.

9. In mechanism for fare boxes and tills, a locking lever such as M2 and a flap such as M1, both parts being mounted upon a common spindle M and arranged in relation to the detail mentioned in Claim 6 substantially as described and illustrated.

10. In mechanism for fare boxes and tills, a spur wheel such as W attached to the unit spindle of the recording mechanism and so arranged that its teeth come into contact alternately with the projections D4 and D5 of the sliding plate D substantially as described and illustrated and for the purposes set forth.

11. In mechanism for fare boxes and tills provided with the details above claimed, an upper chamber characterised by a dividing plate such as Y and a lower chamber characterised by a dividing plate such as Z substantially as described and as illustrated in Figure 15 of the drawings for the purposes set forth.

12. In fare boxes and tills, the construction and arrangement of the sliding plate D with its various characteristic features and of the several separate groups or portions of the mechanism hereinbefore separately claimed: a new substantially as described and illustrated and for the purposes set forth as a combination of parts.

Specification, £1. Drawings on application.

Application No. 2784.—RICHMOND GOLD AND SILVER CIGARETTE COMPANY, of 15 Broad Street, New York, U.S.A. (Assignee of CASSIUS MONTEZUMA RICHMOND), "*Improvements in Cigarette Wrappers.*"—Dated 25th November, 1899.

Claims:—

1. The herein described article for use as a cigarette wrapper, composed of a metal and a fibrous film, connected, substantially as shown and described.

2. The herein described article for use as a cigarette wrapper, composed of a metal film, and a fibrous film secured to one or both sides of the metal film, substantially as shown and described.

Specification, 4s. 6d. Drawings on application.

Application No. 2785.—DESIRMAUX'S AUTOMATIC WATER SOFTENER AND PURIFIER, LIMITED, of Greek Street Chambers, Greek Street, Leeds, in the County of York, England (Assignee of HENRI DESIRMAUX), "*Improvements in Apparatus for Purifying Water and other Liquids.*"—Dated 25th November, 1899.

Claims:—

1. An automatic stop-valve and parts connected therewith for regulating the water or liquid entrance and serving to produce the automatic stopping of the action of the apparatus when required, substantially as set forth.

2. The construction and arrangement of automatic stop-valve and parts connected therewith substantially as described and illustrated in Figs. 1, 2 and 3 of the annexed drawings.

3. An arrangement for automatically stopping the action of the purifying apparatus when working with variable delivery consisting of a float regulating the entrance of the water or liquid into the reservoir A in accordance with the outflow of purified liquid substantially as described.

4. The construction comprising the float K in a tank O in the decantor L and open above, said tank O having an outlet below, closed by a float valve governed by the water or liquid level in decantor L for the purpose set forth.

5. The construction comprising the tank with two compartments A1 and A2, valves R1, R, Q, float M and pipe T, arranged substantially as described for the purpose set forth.

6. A saturator in which the tubular shaft a of the mixer is suspended upon a ball bearing on a collar near its upper end in order to facilitate the movement of the mixer and to allow the central tubular shaft a to descend to the lowest part of the saturator.

7. A filter formed with independent compartments and situated against the jacket or against the central cylinder of the apparatus each compartment having separate communication with the decantor or purifier so that any one may be put in or out of action.

8. A device for feeding the solution of reagent comprising a float connected by a flexible pipe with an outlet and adapted to receive the solution at a constant depth below its surface level for the purpose set forth.

9. A depositor or decantor the helical decanting surfaces of which are terminated each by a single partition S arranged at the lower extremity of the helical surface so as to form a guide tangential to the central cylinder or treatment chamber d leading to the bottom of the decantor or depositor where the sediment is collected.

10. Decanting surfaces composed of a succession of plane elements arranged helicoidally, substantially as described.

Specification, 17s. 6d. Drawings on application.

MALCOLM A. C. FRASER,
Registrar of Patents.

Patent Office, Perth,
1st December, 1899.

NOTICE is hereby given that the undermentioned Applications for the Grant of Letters Patent, and the complete Specifications annexed thereto, have been accepted, and are now open to public inspection at this Office.

Any person or persons intending to oppose any of such applications must leave particulars, in writing, in duplicate (on Form D), of his or their objections thereto, within two calendar months from the first appearance of this advertisement in the Western Australian Government Gazette. A fee of Ten shillings (10s.) is payable with such notice.

For particulars of claims, vide Gazette No. 48, 1st December, 1899.

Application No. 2404.—JOHN GORE MASSIE, C.E.M.E., of Belleville, Illinois, in the County St. Clair and State of Illinois, United States of America, Engineer, "*An improved Method of Ventilating Mines, and apparatus therefor.*"—Dated 28th February, 1899.

Specification, 7s. 6d. Drawings on application.

Application No. 2478.—HARRY PHILLIPS DAVIS, of 327 Neville Street, Pittsburgh, in the County of Allegheny, State of Pennsylvania, United States of America, Electrical Engineer, "*Improvements in Circuit Breakers.*"—Dated 22nd April, 1899.

Specification, 6s. Drawings on application.

Application No. 2724.—THOMAS EDWARDS, of Webster Street, Ballarat, in the Colony of Victoria, Metallurgist, "*An improved Gas Generator, applicable in the Chlorination Process of Recovering Gold from Ores.*"—Dated 10th October, 1899.

Specification, 4s. 6d. Drawings on application.

Application No. 2756.—WILHELM GOTTFRIED PEDERSEN, of 17 Carolinevej, Hellerup, Denmark, Wholesale Dealer; LUDVIG ADLER, of 42 Vimmelskaffet, Copenhagen, Denmark, Manufacturer, and PETER NICOLAI HOLST, of 15 Odensegade, Copenhagen, Denmark, Director, "*A new or improved Cigarette-making Machine.*"—Dated 4th November, 1899.

Specification, 10s. Drawings on application.

Application No. 2763.—FRANCIS EDWARD ELMORE, of Pontefract Road, Hunslet, Leeds, in the County of York, England, Electro-Metallurgist, "*Improvements in separating Metallic from Rocky Constituents of Ores, and apparatus therefor.*"—Dated 7th November, 1899.

Specification, 4s. Drawings on application.

Application No. 2764.—RUDOLF DIESEL, of No. 2 Schack Strasse, Munich, Germany, Engineer, "*Improvements in or relating to Internal Combustion Engines.*"—Dated 7th November, 1899.

Specification, 16s. Drawings on application.

Application No. 2765.—JAMES GITSHAM, of 445 Punt Road, Richmond, in the Colony of Victoria, Metallurgist, "*Improved Method or Process for the Extraction and Recovery of Zinc from Sulphide Ores.*"—Dated 7th November, 1899.

Specification, 6s.

Application No. 2767.—FREDERICK ISITT, of Leichhardt, near Sydney, in the Colony of New South Wales, Gas Engineer, "*Improvements in Gas Lighting Mantles and Incandescible Materials therefor.*"—Dated 10th November, 1899.

Specification, 11s. 6d.

Application No. 2768.—JOHN THOMAS, of 53 Bloemfontein Avenue, Uxbridge Road, London, England, Engineer, "*An improved Saddle Clip for Cycles and the like.*"—Dated 10th November, 1899.

Specification, 4s. 6d. Drawings on application.

MALCOLM A. C. FRASER,
Registrar of Patents.

Patent Office, Perth,
24th November, 1899.

NOTICE is hereby given that the undermentioned Applications for the Grant of Letters Patent, and the Complete Specifications annexed thereto, have been *accepted*, and are now open to public inspection at this Office.

Any person or persons intending to oppose any of such applications must leave particulars, in writing, in duplicate (on Form D), of his or their objections thereto, within two calendar months from the first appearance of this advertisement in the Western Australian Government Gazette. A fee of Ten shillings (10s.) is payable with such notice.

For particulars of claims, vide Gazette No. 47, 24th November, 1899.

Application No. 2739.—JOHN COUGHLAN, of Denmark, Western Australia, Driver, "*Improved Flexible Spider Harness for Horse Traction.*"—Dated 20th October, 1899.

Specification, 3s. 6d. Drawings on application.

Application No. 2769.—JACOB STEIGER, of 24 Finsbury Square, London, England, "*Improvements in the Manufacture of Cement.*"—Dated 14th November, 1899.

Specification, 5s. 6d.

Application No. 2757.—EDWARD WATERS, junior, a member of the firm of EDWARD WATERS & SON, of No. 131 William Street, Melbourne, in the Colony of Victoria, Patent Agents (*The Linotype Company, Limited*), "*Improvements in Linotype Machines.*"—Dated 4th November, 1899.

Specification, £2 3s. Drawings on application.

Application No. 2758.—EDWARD WATERS, jun., a member of the firm of Edward Waters & Son, of 131 William Street, Melbourne, in the Colony of Victoria, Patent Agent (*The Linotype Company, Limited*), "*Improvements in Linotype Machines.*"—Dated 4th November, 1899.

Specifications, £1 12s. Drawings on application.

Application No. 2759.—EDWARD WATERS, jun., a member of the firm of EDWARD WATERS & SON, of No. 131 William Street, Melbourne, in the Colony of Victoria, Patent Agents (*George Westinghouse and Edwin Rund*), "*Improvements in Internal Combustion Engines.*"—Dated 4th November, 1899.

Specification, 10s. Drawings on application.

MALCOLM A. C. FRASER,
Registrar of Patents.

Patent Office, Perth,
17th November, 1899.

NOTICE is hereby given that the undermentioned Applications for the Grant of Letters Patent, and the complete Specifications annexed thereto, have been *accepted*, and are now open to public inspection at this Office.

Any person or persons intending to oppose any of such applications must leave particulars, in writing, in duplicate (on Form D), of his or their objections thereto, within two calendar months from the first appearance of this advertisement in the Western Australian Government Gazette. A fee of Ten shillings (10s.) is payable with such notice.

For particulars of claims, vide Gazette No. 46, 17th November, 1899.

Application No. 2388.—HERBERT VAUGHAN HAMPTON, of 504 Elizabeth Street, Melbourne, in the Colony of Victoria, Engineer, "*Improvements in Oil-explosion Engines.*"—Dated 8th February, 1899.

Specification, 8s. Drawings on application.

Application No. 2511.—WILFRID HAMPSON, of Southern Cross, in the Colony of Western Australia, Roman Catholic clergyman, "*An Improved Process of Extracting Gold from Ore commonly known as 'Kanouna Pug,' to be called the 'Petra-absorption Process.'*"—Dated 10th May, 1899.

Specification, 3s. 6d.

APPLICATION No. 2595.—EMILE BEDE, of Brussels, Belgium, Engineer, "*Improvements connected with Electric Traction.*"—Dated 10th July, 1899.

Specification, 13s. Drawings on application.

Application No. 2740.—FRASER and CHALMERS, LIMITED, of 43 Threadneedle Street, London, England (Assignee of JOHN STUMPF), "*Improvements in High Speed Pumps.*"—Dated 21st October, 1899.

Specifications, 10s. Drawings on application.

Application No. 2741.—ERNEST BURTON, of Wickham Terrace, Brisbane, in the Colony of Queensland, Dentist, and RICHARD BOYD ECHLIN, of Toowong, near Brisbane, aforesaid, Journalist, "*An Improved Ticket Printing and Issuing Machine applicable to enumerating Machines, such as Totalisator Machines.*"—Dated 21st October, 1899.

Specification, £1 1s. Drawings on application.

Application No. 2742.—JAMES WILSON, of 274 Flinders Street, Melbourne, Manager, and GEORGE WILLIAM WALKER, of 12 Austin Street, Hawthorn, Electrician, both in the Colony of Victoria, "*An Improvement in Telephone Circuits, applicable to Mining and other purposes.*"—Dated 21st October, 1899.

Specification, 4s. Drawings on application.

Application No. 2748.—MEYER JOSEPH DAVIDSEN, of 29 Vestergade, Copenhagen, Denmark, Civil Engineer, "*Improvements in Mills for pulverising or pulverising and mixing Cements and other Substances.*"—Dated 28th October, 1899.

Specification, 5s. Drawings on application.

Application No. 2753.—RICHARD SPARROW, of Barrack Street, Perth, Western Australia, Patent Agent (*Joseph Baxeres de Alzugaray*), "*Improvements relating to the Extraction of Gold, Silver, and other Metals from Ores, and the like.*"—Dated 1st November, 1899.

Specification, 7s. Drawings on application.

Application No. 2754.—AMEDEE MATHURIN GABRIEL SEBILLOT, of 60 Boulevard de Clichy, Paris, France, Engineer, "*Improvements in the manufacture of Sulphuric Acid.*"—Dated 1st November, 1899.

Specification, 11s. 6d. Drawings on application.

MALCOLM A. C. FRASER,
Registrar of Patents.

Patent Office, Perth,
10th November, 1899.

NOTICE is hereby given that the undermentioned Applications for the Grant of Letters Patent, and the Complete Specifications annexed thereto, have been *accepted*, and are now open to public inspection at this Office.

Any person or persons intending to oppose any of such applications must leave particulars, in writing, in duplicate (on Form D), of his or their objections thereto, within two calendar months from the first appearance of this advertisement in the Western Australian Government Gazette. A fee of Ten shillings (10s.) is payable with such notice.

For particulars of claims, vide Gazette No. 45, 10th November, 1899.

Application No. 2744.—ALFRED HARVEY, a member of the firm of ALFRED HARVEY & COMPANY, of 48 William Street, Melbourne, in the Colony of Victoria, Tea Brokers (*Charles Howard Windle*), "*An improved method of and means for securing Corrugated Sheet Iron to the Purlins of Roofs.*"—Dated 24th October, 1899.

Specification, 4s. Drawings on application.

Application No. 2745.—EDWARD HARNETT, of St. Peter's Cottage, Usk Road, Battersea, in the County of London, England, Engineer, "*Improvements in the application of Springs to Cycles.*"—Dated, 24th October, 1899.

Specification, 4s. 6d. Drawings on application.

Application No. 2746.—DAVID WILLIAM HARWOOD, of 40 Milligan Street, Perth, Western Australia, Gentleman, "*Pneumatic Malting Process, and Constructive Arrangement for the effecting of same.*"—Dated 25th October, 1899.

Specification, 3s. 6d. Drawings on application.

Application No. 2747.—ALFRED STEVENS and WILLIAM STEPHEN PENNEY, both of 99 Cannon Street, London, E.C., England, Boatbuilders, "*Improvements in or relating to Brakes for Road and other Vehicles.*"—Dated 25th October, 1899.

Specification, 5s. 6d. Drawings on application.

Application No. 2749.—ADOLPH SOMMER, of Cambridge, in the County of Middlesex, State of Massachusetts, United States of America, Manufacturer, "*Solutions of Sweet Carbamides in Oils, Fats, Waxes, Resins, and process of making the same.*"—Dated 28th October, 1899.

Specification, 6s. 6d.

Application No. 2752.—HERBERT LOUIS JACKMAN, Architect, and WALTER CHARLES TORODE, Contractor, both of 75 King William Street, Adelaide, South Australia, "*Improvements in and connected with Windows, Screens, and Frames.*"—Dated 1st November, 1899.

Specification, 5s. Drawings on application.

Application No. 2755.—HENRY TEESDALE SMITH and EDWARD SHOTTER HUME, both of Albany, Western Australia, Mill Manager and Engineer, respectively, "*Telescopic Draw-bar for railway trucks and such like vehicles.*"—Dated 3rd November, 1899.

Specification, 3s. 6d. Drawings on application.

MALCOLM A. C. FRASER,
Registrar of Patents.

Patent Office, Perth,
3rd November, 1899.

NOTICE is hereby given that the undermentioned Applications for the Grant of Letters Patent, and the complete Specifications annexed thereto, have been *accepted*, and are now open to public inspection at this Office.

Any person or persons intending to oppose any of such applications must leave particulars, in writing, in duplicate (on Form D), of his or their objections thereto, within two calendar months from the first appearance of this advertisement in the Western Australian Government Gazette. A fee of Ten shillings (10s.) is payable with such notice.

For particulars of claims, vide Gazette No. 44, 3rd November, 1899.

Application No. 2488.—GEORGE WESTINGHOUSE, of Pittsburgh, Allegheny, Pennsylvania, United States of America, Engineer; CHARLES APPLETON TERRY, of New York, United States of America, Patent Attorney, and HARRY PHILLIPS DAVIS, of Pittsburgh, aforesaid, Electrical Engineer, "*Improvements relating to Collectors and Conductors for Electric Railways on the Overhead System.*"—Dated 1st May, 1899.

Specification, 15s. Drawings on application.

Application No. 2495.—BENJAMIN GARVER LAMME, of Pittsburgh, Allegheny, Pennsylvania, United States of America, Electrical Engineer, "*Improvements in Direct Current Systems of Electrical Distribution.*"—Dated 2nd May, 1899.

Specification, 4s. 6d. Drawings on application.

Application No. 2703.—GEORGE BOARDMAN WEBB, of Westfield, New Jersey, United States of America, Mechanical Engineer, "*Improvements in Measuring Faucets.*"—Dated 26th September, 1899.

Specification, 13s. Drawings on application.

Application No. 2715.—EDWARD WATERS, jun., a member of the firm of Edward Waters & Son, of William Street, Melbourne, Victoria, Patent Agent (*George Westinghouse and Edwin Rud*), "*Improvements in Gas Engines.*"—Dated 3rd October, 1899.

Specification, £2. Drawings on application.

Application No. 2729.—SOLOMON ROBERT DRESSER, of Bradford, Pennsylvania, United States of America, Inventor, "*Improvements in Pipe Couplings.*"—Dated 13th October, 1899.

Specification, 9s. Drawings on application.

Application No. 2733.—JOHN AUGUSTUS BAGSHAW and THOMAS HENRY BAGSHAW, of Elizabeth Street, Adelaide, South Australia, Engineers and Agricultural Implement Makers, "*A Duplex Threshing and Heading Machine for threshing Grain from the Sheaf.*"—Dated 17th October, 1899.

Specification, 6s. Drawings on application.

Application No. 2735.—ALBERT EDWARD HORLICK PAYNE, of 2 Park Road, Upper Baker Street, London, England, Builder's Manager, "*Improvements in or relating to Ready Reckoners, and the like.*"—Dated 17th October, 1899.

Specification, 12s. 6d. Drawings on application.

MALCOLM A. C. FRASER,
Registrar of Patents.

Patent Office, Perth,
27th October, 1899.

NOTICE is hereby given that the undermentioned Applications for the Grant of Letters Patent, and the Complete Specifications annexed thereto, have been *accepted*, and are now open to public inspection at this Office.

Any person or persons intending to oppose any of such applications must leave particulars, in writing, in duplicate (on Form D), of his or their objections thereto, within two calendar months from the first appearance of this advertisement in the Western Australian Government Gazette. A fee of Ten shillings (10s.) is payable with such notice.

For particulars of claims, vide Gazette No. 43, 27th October, 1899.

Application No. 2691.—SAMUEL LESEM, of 1532 Race Street, Denver, Colorado, United States of America, Insurance Agent (Assignee of GEORGE WESLEY PICKETT), "*Improvements in Electric Rock Drills.*"—Dated 25th September, 1899.

Specification, 16s. 6d. Drawings on application.

Application No. 2702.—THOMAS ALVA EDISON, Inventor, of Llewellyn Park, Orange, New Jersey, United States of America, "*Improvements in Horizontal Crushing or Grinding Rolls.*"—Dated 26th September, 1898.

Specification, 7s. 6d. Drawings on application.

Application No. 2705.—HENRI DOLTER, of 41 Rue Taitbout, Paris, France, Engineer, "*Improvements in apparatus for Electric Traction.*"—Dated 26th September, 1899.

Specification, 7s. 6d. Drawings on application.

Application No. 2707.—GEORGE RICHARD HILDYARD, of 32 East Dulwich Road, Surrey, England, Printer, "*Improvements in the Manufacture of Plates for Printing.*"—Dated 29th September, 1899.

Specification, 6s. 6d.

Application No. 2708.—JAMES MACTEAR, of 28 Victoria Street, Westminster, London, England, Chemical Engineer, "*Improvements in the obtainment of Cyanogen Compounds.*"—Dated 29th September, 1899.

Specification, 7s. 6d. Drawings on application.

Application No. 2712.—JOHN ALSTINE SECOR, Engineer, of 1177 Dean Street, Borough of Brooklyn, City and State of New York, United States of America, "*Improvements in means for Marine Propulsion.*"—Dated 3rd October, 1899.

Specification, 12s. 6d. Drawings on application.

Application No. 2713.—HENRY TINDAL, of 12 Sarphatikade, Amsterdam, in the Netherlands, Gentleman, "*An Improved Apparatus for the Production of Ozone.*"—Dated 3rd October, 1899.

Specification, 5s. Drawings on application.

Application No. 2714.—HENRY TINDAL, of 12 Sarphatikade, Amsterdam, in the Netherlands, Gentleman, "*An Improved Apparatus for Sterilising Liquids by Ozone.*"—Dated 3rd October, 1899.

Specification, 10s. Drawings on application.

Application No. 2720.—RICE OWEN CLARK, jun., of Hobsonville, Auckland, New Zealand, Pipe Manufacturer, "*Improvements in Machines for working Clay and the like.*"—Dated 7th October, 1899.

Specifications, 2s. Drawings on application.

Application No. 2725.—ROBERT HENRY JEFFREY, of 45 Hornsey Lane Gardens, Highgate, in the County of Middlesex, England, Mining Engineer, "*Improvements in Ore Feeders.*"—Dated 10th October, 1899.

Specifications, 4s. 6d. Drawings on application.

Application No. 2728.—JOHN JAMES ROTH, of 211 Clarence Street, Sydney, New South Wales, Importer, "*A New and Improved Method of Displaying Advertisements.*"—Dated 13th October, 1899.

Specification, 1s. 6d.

Application No. 2731.—WILLIAM EDWARD SHAW, of "Penlee," Prospect Road, Summer Hill, near Sydney, New South Wales, Merchant, "*An Improved Lid or Cover for Cylindrical Metal Vessels closed by a tagger tin-plate top.*"—Dated 17th October, 1899.

Specification, 2s. 6d. Drawings on application.

Application No. 2732.—MATTHEW MAY, of Burra, in the Province of South Australia, Engineer, "*An Improved Rotatory Circular Vanning Table.*"—Dated 17th October, 1899.

Specification, 9s. Drawings on application.

Application No. 2734.—GEORGE JOHN HOSKINS, of Sydney, New South Wales, Engineer, "*An Improved Mode of and Apparatus for, making Cores for Pipes and other Cylindrical Castings.*"—Dated 17th October, 1899.

Specification, 4s. 6d. Drawings on application.

MALCOLM A. C. FRASER,
Registrar of Patents.

Patent Office, Perth,
20th October, 1899.

NOTICE is hereby given that the undermentioned Applications for the Grant of Letters Patent, and the complete specifications annexed thereto, have been *accepted*, and are now open to public inspection at this Office.

Any person or persons intending to oppose any of such applications must leave particulars, in writing, in duplicate (on Form D), of his or their objections thereto, within two calendar months from the first appearance of this advertisement in the Western Australian Government Gazette. A fee of Ten shillings (10s.) is payable with such notice.

For particulars of claims, vide Gazette No. 42, 20th October, 1899.

Application No. 2366.—EDWARD GOODRIDGE, of Royal Hotel, Moss Vale, in the Colony of New South Wales, Hotelkeeper, "*An improved Urinal.*"—Dated 16th January, 1899.

Specification, 2s. 6d. Drawings on application.

Application No. 2668.—FREDERICK CHARLES SAUNDERS, of 4 Marli Place, Esplanade, St. Kilda, in the Colony of Victoria, Managing Clerk (Arthur Saunders), "*An improved Framing or Support for the Display of Bottles, Jars, and like vessels.*"—Dated 5th September, 1899.

Specification, 3s. 6d. Drawings on application.

Application No. 2709.—EDWARD WILLIAM PARISH, of 281 Strand, in the County of London, England, Commercial Traveller, "*Improvements in Low-pressure Steam Apparatus for cooking, heating, drying, evaporating, steam-generating, and similar purposes.*"—Dated 29th September, 1899.

Specification, 6s. Drawings on application.

Application No. 2717.—GEORGE WILLIAM TIFFEN, of Collins Street, Melbourne, in the Colony of Victoria, in the Colony of New Zealand, "*Improvements in Skylight Frames and the like.*"—Dated 7th October, 1899.

Specification, 3s. 6d. Drawings on application.

Application No. 2718.—ALBERT CLAYTON PALMER, of Euroa, in the Colony of Victoria, Miller, "*Improvements in Appliances for the removal from and replacing of Pneumatic Tyres on Wheel Rims.*"—Dated 7th October, 1899.

Specification, 8s. Drawings on application.

Application No. 2719.—JAMES CAMPBELL, of Broad Arrow, in the Colony of Western Australia, Civil Engineer, and LIONEL RICHARD DAVIS, of Broad Arrow aforesaid, Civil Servant, "*Improvements in Reflector Lights for Pianos and like Musical Instruments.*"—Dated 7th October, 1899.

Specification, 8s. Drawings on application.

Application No. 2722.—JOSEPH JAMES JOYCE, of No. 414 Elizabeth Street, Sydney, in the Colony of New South Wales, Bag Manufacturer, "*An improved Printing Surface or Block.*"—Dated 10th October, 1899.

Specification, 3s. 6d. Drawings on application.

MALCOLM A. C. FRASER,
Registrar of Patents.

Patent Office, Perth,
13th October, 1899.

NOTICE is hereby given that the undermentioned Applications for the Grant of Letters Patent, and the complete Specifications annexed thereto, have been accepted, and are now open to public inspection at this Office.

Any person or persons intending to oppose any of such applications must leave particulars, in writing, in duplicate (on Form D), of his or their objections thereto, within two calendar months from the first appearance of this advertisement in the *Western Australian Government Gazette*. A fee of Ten shillings (10s.) is payable with such notice.

For particulars of claims, vide *Gazette No. 41, 13th October, 1899.*

Application No. 2465.—JOHN WILSON ARCHIBALD, of Sylvester Street, Coolgardie, in the Colony of Western Australia, Mechanical Engineer, "*A Pneumatic Elevator.*"—Dated 12th April, 1899.

Specification, 2s. 6d. Drawings on application.

Application No. 2503.—ARTHUR FRANCIS BRIDGES, of Gisborne, in the Colony of New Zealand, Settler (Assignee of JAMES SMITH ALLAN), "*An Improved Rain-water Filter.*"—Dated 8th May, 1899.

Specification, 7s. 6d. Drawings on application.

Application No. 2599.—JOHN MILLAR DONNES, Accountant, and HENRY WILLIAM TIMS, Mechanic, both of Kanowna, Western Australia, "*An Improved Dry Blower.*"—Dated 11th August, 1899.

Specification, 2s. Drawings on application.

Application No. 2649.—THOMAS EDWARD MEATS, of Plympton, in the Colony of Western Australia, Labourer, "*An Improved Machine for the Extraction of Minerals, chiefly gold or tin, and Precious Stones, to be known as 'The Giant Gold or Tin Separator.'*"—Dated 22nd August, 1899.

Specification, 5s. 6d. Drawings on application.

Application No. 2679.—OLIVER PARKER, of Kalgoorlie, Western Australia, Engineer, "*Improved construction of low pressure Boilers whereby their clean-out is made easy.*"—Dated 13th September, 1899.

Specifications, 3s. 6d. Drawings on application.

Application No. 2680.—HENRY ALEXANDER HANCOX, Draughtsman, and ROBERT JAMES HANCOX, Engineer, both of 151 Mansfield Street, Balmain, Sydney, New South Wales, "*Improvements in Rotary Engines alike adaptable to Rotary Pumps.*"—Dated 16th September, 1899.

Specifications, 9s. Drawings on application.

MALCOLM A. C. FRASER,
Registrar of Patents.

Trade Marks.

Patent Office, Perth,
8th December, 1899.


IT is hereby notified that I have received the undermentioned Applications for the Registration of Trade Marks.

Any person or persons intending to oppose any of such applications must leave particulars in writing, in duplicate (on Form F), of his or their objections thereto, within two months of the first advertisement of the applications in the *Western Australian Government Gazette*.

A fee of £1 is payable with such notice.

MALCOLM A. C. FRASER,
Registrar of Designs and Trade Marks.

Application No. 1725, dated 8th August, 1899.—ROSELLA PRESERVING COMPANY PROPRIETARY, LIMITED, of Errol Street, North Melbourne, in the Colony of Victoria, to register in Class 42, in respect of Substances used as Food or as Ingredients in Food, a Trade Mark, of which the following is a representation:—



The essential particulars of the Trade Mark are the combination of devices and the word "Omaha;" and applicant Company disclaims any right to the exclusive use of the added matter except in so far as it consists of their trading name.

This Mark was first advertised in the *Western Australian Government Gazette* of 13th October, 1899—vide notice at head of Trade Mark advertisements.

Application No. 1735, dated 18th August, 1899.—SIDNEY HYMUS, of Hay Street, Perth, Western Australia, Chemist, to register in Class 3, in respect of Chemical Substances prepared for use in Medicine and Pharmacy, a Trade Mark, of which the following is a representation :—

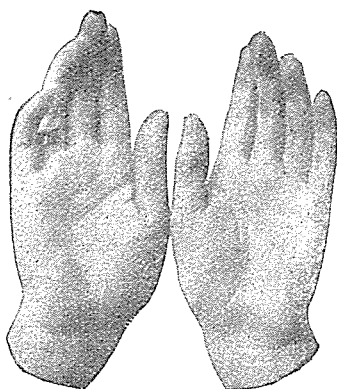
DANKERS



The essential particulars of the Trade Mark are (1) the word "Dankers," and (2) the representation of an eye.

This Mark was first advertised in the Western Australian Government Gazette of the 13th October, 1899—vide notice at head of Trade Mark advertisements.

Application No. 1745, dated 2nd September, 1899.—THE AMERICAN DUNLOP TIRE COMPANY, Belleville, State of New Jersey, U.S.A., to register in Class 40, in respect of Tires and Appurtenances thereof, a Trade Mark, of which the following is a representation :—



This Mark was first advertised in the Western Australian Government Gazette of the 13th October, 1899—vide notice at head of Trade Mark advertisements.

Application No. 1757, dated 26th September, 1899.—JOHN LYSAGHT, LIMITED, of St. Vincent Iron Works, Bristol, in England, Iron Manufacturers and Galvanisers, to register in Class 5, in respect of Galvanised Iron and Wire, Fencing Wire, Sheet Iron, Plate Iron, Bar Iron, and Boiler Plates, a Trade Mark, of which the following is a representation :—



The said Trade Mark having been used by them in respect of the articles mentioned for upwards of one year before the 1st day of January, 1885.

This Mark was first advertised in the Western Australian Government Gazette of the 13th October, 1899—vide notice at head of Trade Mark advertisements.

Application No. 1758, dated 26th September, 1899.—JOHN LYSAGHT, LIMITED, of St. Vincent Iron Works, Bristol, in England, Iron Manufacturers and Galvanisers, to register in Class 5, in respect of Galvanised Iron and Wire, Fencing Wire, Sheet Iron, Plate Iron, Bar Iron, and Boiler Plates, a Trade Mark, of which the following is a representation :—

REDCLIFFE CROWN.

The said Trade Mark having been used by them and their predecessors in business in respect of the articles mentioned for upwards of one year before the 1st day of January, 1885.


This Mark was first advertised in the Western Australian Government Gazette of the 13th October, 1899—vide notice at head of Trade Mark advertisements.

Applications, Nos. 1759 and 1760, dated 27th September, 1899.—VINOLIA COMPANY, LIMITED, of Malden Crescent, London, England, Manufacturing Chemists, Perfumers, and Soap Makers, to register in Class 47, in respect of Candles, Common Soap, Detergents, Illuminating, Heating, or Lubricating Oils; Matches, and Starch, Blue, and other preparations for laundry purposes. Application No. 1760 to register in Class 48, in respect of Perfumery (including Toilet Articles, Preparations for the Teeth and Hair, and Perfumed Soap) a Trade Mark, of which the following is a representation :—

RED CAP


This Mark was first advertised in the Western Australian Government Gazette of the 13th October, 1899—vide notice at head of Trade Mark advertisements.

Applications Nos. 1761 and 1762, dated 29th September, 1899.—ELLEN BENNETT, of Boulder City, Western Australia, Cordial Maker, to register in Class 15, in respect of Glass; Application No. 1762, to register in Class 44, in respect of Mineral and Aerated Waters, natural and artificial, including Ginger Beer, a Trade Mark, of which the following is a representation :—



This Mark was first advertised in the Western Australian Government Gazette of the 13th October, 1899—vide notice at head of Trade Mark advertisements.

Application No. 1767, dated 7th October, 1899.—G. FOSTER, CLARK & Co., of Maidstone, Kent, England, Manufacturers, to register in Class 42, in respect of Fruit Juices and Essences, Lemonade Powder, non-Alcoholic Wine Preparations, Blanc-mange Powders, Fruit Jellies in slabs, cuttings and crystals, Custard Powders, Cake Flour, Potted Meats and Fish, Ginger Beer Powders, Corn Flour, Desiccated Coconut, Fruit Jujubes, Health Salts, Aerated Pastry Flour, Prepared Soup, Herb Beer in powder, Pea Flour, Baking Powder and Egg Powder, a Trade Mark, of which the following is a representation :—




The essential particulars of the Trade Mark are the device of the Eiffel Tower, and the words "Eiffel Tower;" and the applicants disclaim any right to the exclusive use of the added matter except where the same consists of their name and address.

This Mark was first advertised in the Western Australian Government Gazette on 13th October, 1899—vide notice at head of Trade Mark advertisements.

Application No. 1768, dated 9th October, 1899.—JOHN LESLIE McCURE, trading as "Crown and Anchor Manufacturing Company," Atlas Chambers, Cliff Street, Fremantle, to register in Class 50, Sub-section 10, in respect of

Boiler Compound for preventing Incrustation in Boilers, a Trade Mark, of which the following is a representation :—



The essential particulars of the Trade Mark are the words "Crown and Anchor" and combination of devices, and the applicant disclaims any right to the exclusive use of the added matter.

This Mark was first advertised in the Western Australian Government Gazette of the 20th October, 1899—vide notice at head of Trade Mark advertisements.

Application No. 1765, dated 5th October, 1899.—EDWIN MORGAN, West Australian Bottling Works, Thompson Road, North Fremantle, West Australia, to register in Class 43, in respect of Fermented Liquors and Spirits, a Trade Mark, of which the following is a representation :—



The essential particulars of the Mark consist of the device of an Engine and the word "Doon," and I disclaim any right to the exclusive use of the added matter.

This Mark was first advertised in the Western Australian Government Gazette of the 20th October, 1899—vide notice at head of Trade Mark advertisements.

Application No. 1766, dated 5th October, 1899.—WILLIAM BURFORD, trading under the name or style of "W. H. Burford & Sons, Limited," at Albany Road, Perth, Western Australia, Soap and Candle Manufacturers, to register in Class 47, in respect of Candles, Common Soap, Detergents; and Starch, Blue, and other Preparations for Laundry purposes, a Trade Mark, of which the following is a representation :—



This Mark was first advertised in the Western Australian Government Gazette of the 20th October, 1899—vide notice at head of Trade Mark Advertisements.

Application No. 1771, dated 17th October, 1899.—HOLMES SAMUEL CHIPMAN, of No. 54 Margaret Street, Sydney, in the Colony of New South Wales, Merchant, to register in Class 6, in respect of Typewriters, a Trade Mark, of which the following is a representation :—

REM-SHO


This Mark was first advertised in the Western Australian Government Gazette of 27th October, 1899—vide notice at head of Trade Mark advertisements.

Application No. 1773, dated 21st October, 1899.—THE HILLSIDE CHEMICAL COMPANY, of Newburgh, New York, United States of America, Manufacturing Chemists, to register in Class 3, in respect of Chemical Substances prepared for use in medicine and pharmacy, a Trade Mark, of which the following is a representation :—



This Mark was first advertised in the Western Australian Government Gazette of 27th October, 1899—vide notice at head of Trade Mark advertisements.

Application No. 1775, dated 28th October, 1899.—W. A. and A. C. CHURCHMAN, of Portman Road, Ipswich, England, Tobacco Manufacturers, to register in Class 45, in respect of Tobacco, whether manufactured or unmanufactured, a Trade Mark, of which the following is a representation :—



The essential features of the Trade Mark consist of the device and the word "Tortoiseshell," and the applicants disclaim any right to the exclusive use of the added matter.

This Mark was first advertised in the Western Australian Government Gazette of the 3rd November, 1899—vide notice at head of Trade Mark advertisements.

Application Nos. 1776 and 1777, dated 28th October, 1899.—VINOLIA COMPANY, LIMITED, of Malden Crescent, London, England, Manufacturing Chemists, Perfumers, and Soap Makers, to register in Class 47, in respect of Candles, Common Soap, Detergents, Illuminating, Heating, or Lubricating Oils, Matches and Starch, Blue and other Preparations for Laundry purposes. Application No. 1777, to register in Class 48, in respect of Perfumery (including Toilet Articles, Preparations for the Teeth and Hair, and Perfumed Soap), a Trade Mark, of which the following is a representation :—

WHITE CAP.

This Mark was first advertised in the Western Australian Government Gazette of the 3rd November, 1899—vide notice at head of Trade Mark advertisements.


Application No. 1647, dated 12th May, 1899.—BOVINE, LIMITED, of 44 to 47 Bishopsgate Street Without, London, E.C., to register in Class 42, in respect of Foods for Cattle, Horses, Poultry, and other like animals, a Trade Mark, of which the following is a representation :—

THE BOVINE

The Applicant Company claim to have used the Mark prior to January, 1885.

This Mark was first advertised in the Western Australian Government Gazette of the 10th November, 1899—*vide* notice at head of Trade Mark advertisements.

Application No. 1763, dated 2nd October, 1899.—THE WEST AUSTRALIAN BREWERY COMPANY, LIMITED, of Barn-don Hill, Burswood, W.A., to register in Class 43, in respect of Fermented Liquors.



The essential particulars of the Trade Mark are (1) device of a Swallow; (2) the word "Swallow," and applicant Company disclaims any right to the exclusive use of the added matter, except their trading name and address.

This Mark was first advertised in the Western Australian Government Gazette of the 10th November, 1899—*vide* notice at head of Trade Mark advertisements.

Application No. 1764, dated 5th October, 1899.—VACUUM OIL COMPANY, of Rochester, New York, U.S.A.; 31 Queen Street, Melbourne, Victoria, and elsewhere, Oil and Grease Manufacturers, to register in Class 47, in respect of Candles, Common Soap, Detergents, Illuminating, Heating, or Lubricating Oils, Matches, a Trade Mark, of which the following is a representation :—

VACLITE.

This Mark was first advertised in the Western Australian Government Gazette of the 10th November, 1899—*vide* notice at head of Trade Mark advertisements.

Application No. 1772, dated 19th October, 1899.—JAMES BYFIELD, of Northam, in the Colony of Western Australia, Miller, to register in Class 42, in respect of Flour, Oatmeal, Semolina, Wheatmeal, a Trade Mark, of which the following is a representation :—

SNOWDROP.

This Mark was first advertised in the Western Australian Government Gazette of the 10th November, 1899—*vide* notice at head of Trade Mark advertisements.

Application No. 1778, dated 30th October, 1899.—SALMON & GLUCKSTEIN, LIMITED, 41 Clerkenwell Road, London, England, Tobacco Manufacturers, to register in Class 45, in respect of Tobacco, whether manufactured or unmanufactured, a Trade Mark, of which the following is a representation :—



The essential particular of the Trade Mark is the combination of devices, and the applicants disclaim any right to the exclusive use of the added matter, except in so far as it consists of their own name and address.

This Mark was first advertised in the Western Australian Government Gazette of the 10th November, 1899—*vide* notice at head of Trade Mark advertisements.

Application No. 1750, dated 15th September, 1899.—SARGOOD, BUTLER, NICHOL & EWEN, of Wellington Street, Perth, Warehousemen, to register in Class 38, in respect of Boots and Shoes, a Trade Mark, of which the following is a representation :—



The essential particular of the above Mark consists of the word "Standard," and applicants disclaim any right to the exclusive use of the added matter.

This Mark was first advertised in the Western Australian Government Gazette of the 17th November, 1899—*vide* notice at head of Trade Mark advertisements.

Applications Nos. 1615 and 1616, dated 17th April, 1899.—FREDERICK ALBERT LEWIS and JOHN BENJAMIN WHITTY, trading as "The Lubroline Oil and Grease Com-

pany," of 339 Flinders Lane, Melbourne, Manufacturers, to register in Class 47, in respect of Candles, Common Soap, Detergents, Illuminating, Heating, or Lubricating Oils, Matches; Application No. 1616, to register in Class 50, s.s. 3, in respect of Blacking, Blacklead, Stove Polish, Knife Polish, Boot Size and Dressing, Boot Creams, and Graphite, a Trade Mark, of which the following is a representation :—

LUBROLINE


This Mark was first advertised in the Western Australian Government Gazette of the 24th November, 1899—*vide* notice at head of Trade Mark advertisements.

Application No. 1617, dated 17th April, 1899.—FREDERICK ALBERT LEWIS and JOHN BENJAMIN WHITTY, trading as "Lewis and Whitty," of 339 Flinders Lane, Melbourne, Soap Manufacturers, to register in Class 47, in respect of Candles, Common Soap, Detergents, Illuminating, Heating, or Lubricating Oils, Matches, a Trade Mark, of which the following is a representation :—

MOON

This Mark was first advertised in the Western Australian Government Gazette of the 24th November, 1899—*vide* notice at head of Trade Mark advertisements.

Application No. 1779, dated 7th November, 1899.—EGBERT EDWARD KENNEDY, trading as E. E. KENNEDY & Co., of Philimore Street, Fremantle, Western Australia, Importer, to register in Class 44, in respect of Mineral and Aerated Waters, natural and artificial, including Ginger Beer, a Trade Mark, of which the following is a representation :—



The essential particulars of the Mark consist of the representation of a fountain enclosed within a double oval border, and any right to the exclusive use of the added matter is disclaimed.

This Mark was first advertised in the Western Australian Government Gazette of the 24th November, 1899—*vide* notice at head of Trade Mark advertisements.

Application No. 1780, dated 14th November.—WM. ADAMS & Co., LTD., of 163 Clarence Street, Sydney, in the Colony of New South Wales, and at 521 and 523 Collins Street Melbourne, in the Colony of Victoria, and elsewhere, Oil, Merchants, Importers, and Engineers Furnishers, to register in Class 47, in respect of Lubricating Oils and

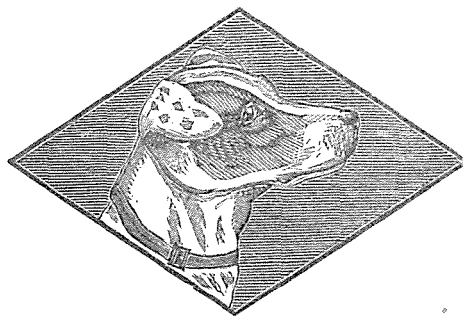
Preparations. a Trade Mark, of which the following is a representation :—



The essential particulars of the Trade Mark consist of the device of a castle and the word "Castle" within a circle, and the applicants disclaim any right to the exclusive use of the added matter save and except the word "Adams."

This Mark was first advertised in the Western Australian Government Gazette of the 24th November, 1899—*vide* notice at head of Trade Mark advertisements.

Applications Nos. 1782 and 1783, dated 14th November, 1899.—JOSEPH DEMPSEY, of Kalgoorlie, Western Australia, Aerated Water and Cordial Manufacturer, to register in Class 15, in respect of Glass Bottles. Application No. 1783, to register in Class 44, in respect of Mineral and Aerated Waters, natural and artificial, including Ginger Beer, a Trade Mark, of which the following is a representation :—



This Mark was first advertised in the Western Australian Government Gazette of the 24th November, 1899—*vide* notice at head of Trade Mark advertisements.

Application No. 1785, dated 20th November, 1899.—SPLATT, WALL & Co., of 325 Hay Street, Perth, Importers and Engineers, to register in Class 22, in respect of Cycles, a Trade Mark, of which the following is a representation :—

RAMBLER.

This Mark was first advertised in the Western Australian Government Gazette of the 24th November, 1899—*vide* notice at Head of Trade Mark advertisements.

Application No. 1786, dated 20th November, 1899.—SPLATT, WALL & Co., of 325 Hay Street, Perth, Importers and Engineers, to register in Class 22, in respect of Cycles, a Trade Mark, of which the following is a representation :—

THE MARVEL.


This Mark was first advertised in the Western Australian Government Gazette of the 24th November, 1899—*vide* notice at head of Trade Mark advertisements.

Application No. 1787, dated 20th November, 1899.—**SPLATT, WALL & Co.**, of 325 Hay Street, Perth, Importers and Engineers, to register in Class 22, in respect of Cycles, a Trade Mark, of which the following is a representation :—

ACME.

This Mark was first advertised in the Western Australian *Government Gazette* of the 24th November, 1899—*vide* notice at head of Trade Mark advertisements.

Application No. 1734, dated 18th August, 1899.—**THE ANTIKAMNIA CHEMICAL COMPANY**, of 1723 Olive Street, St. Louis, United States of America, Manufacturing Chemists, to register in Class 3, in respect of Chemical Substances prepared for use in Medicine and Pharmacy, a Trade Mark, of which the following is a representation :—



This Mark was first advertised in the Western Australian *Government Gazette* of the 1st December, 1899—*vide* notice at head of Trade Mark advertisements.

Application No. 1784, dated 17th November, 1899.—**THE BRITISH AND FOREIGN SAFETY FUSE COMPANY**, of Redruth, in the County of Cornwall, England, Manufacturers, to register in Class 20, in respect of Explosive Substances, a Trade Mark, of which the following is a representation :—



The essential particulars of the Trade Mark are (1) the device of an anchor and coil of rope or fuse, and (2) the word "Anchor," and applicants disclaim any right to the exclusive use of the added matter.

This Mark was first advertised in the Western Australian *Government Gazette* of the 1st December, 1899, *vide* notice at head of Trade Mark advertisements.


Applications Nos. 1789 and 1790, dated 25th November, 1899.—**EDWARD COOK AND COMPANY, LIMITED**, of East London Soap Works, Bow, London, England, Soap Manufacturers, to register, in Class 47, in respect of Candles, Common Soap, Detergents, Illuminating, Heating and Lubricating Oils, Matches, and Starch, Blue, and other Preparations for Laundry purposes. Application No. 1790 to register, in Class 48, in respect of Perfumery (including Toilet Articles, Preparations for the Teeth and Hair, and Perfumed Soap) a Trade Mark, of which the following is a representation :—

EMU

This Mark was first advertised in the Western Australian *Government Gazette* of the 1st December, 1899, *vide* notice at head of Trade Mark advertisements.

Application No. 1774, dated 25th October, 1899.—**LESLIE W. CRAW**, trading as "Cura Vitae Proprietary," of 229 Elizabeth Street, Melbourne, in the Colony of Victoria,

Manufacturer, to register in Class 3 in respect of Chemical Substances prepared for use in medicine and pharmacy, a Trade Mark, of which the following is a representation :—



The essential particulars of the Mark are (1) the copy of the written signature, and (2) the photographic representation, and any right to the exclusive use of the added matter is disclaimed by the applicant.

This Mark was first advertised in the Western Australian *Government Gazette* of the 8th of December, 1899, *vide* notice at head of Trade Mark advertisements.

Application No. 1781, dated 14th November, 1899.—**Messrs. A. M. BICKFORD & SONS**, of Currie Street, Adelaide, in the Province of South Australia, Pharmaceutical Chemists, to register in Class 43, in respect of Fermented Liquors and Spirits, a Trade Mark, of which the following is a representation :—



The essential particulars of the Trade Mark are the words "Kingfisher," "Our Jack," and the device of the Laughing Jackass or Kingfisher, and the applicants disclaim any right to the exclusive use of the added matter.

This Mark was first advertised in the Western Australian *Government Gazette* of 8th December, 1899—*vide* notice at head of Trade Mark advertisements.

Application No. 1793, dated 28th November, 1899.—**THE BRITISH URALITE COMPANY, LIMITED**, of 37 Lombard Street, in the City of London, Manufacturers, to register in Class 17, in respect of Compounds of Asbestos and Silica for use in Building and Decoration, a Trade Mark, of which the following is a representation :—

URALITE.

This Mark was first advertised in the Western Australian *Government Gazette* of the 8th December, 1899—*vide* notice at head of Trade Mark advertisements.

Application No. 1794, dated 28th November, 1899.—**THE BRITISH URALITE COMPANY, LIMITED**, of 37 Lombard Street, in the City of London, Manufacturers, to register in Class 17, in respect of Compounds of Asbestos and Silica for use in Building and Decoration, a Trade Mark, of which the following is a representation :—

IMSCHEN.

This Mark was first advertised in the Western Australian *Government Gazette* of the 8th December, 1899—*vide* notice at head of Trade Mark advertisements.