



Western Australia

Road Traffic Code 2000

Compare between:

[09 Feb 2008, 02-b0-04] and [01 Mar 2008, 02-c0-02]

Western Australia

Road Traffic Act 1974

Road Traffic Code 2000

Part 1 — Preliminary

1. Citation

These regulations may be cited as the *Road Traffic Code 2000* ¹.

2. Commencement

These regulations come into operation on 1 December 2000.

3. Terms used in these regulations

(1) In these regulations —

“accredited pilot” means a person who has successfully completed a training course in the pilotage of oversize vehicles, being a course that is —

- (a) provided by a person registered by the Training Accreditation Council as a training provider under section 27(1)(a) of the *Vocational Education and Training Act 1996*; and
- (b) accredited by that Council under section 27(1)(b) of that Act;

“ACROD sticker” has the same meaning as in the *Local Government (Parking for Disabled Persons) Regulations 1988*;

“articulated vehicle” means a motor vehicle having at its rear a portion on wheels that is pivoted to, and part of which is

r. 3

superimposed on and supported by, the front portion of the vehicle;


“authorised body” means a government department, government instrumentality, statutory authority, local government or a body authorised by the Commissioner of Main Roads for the purposes of regulation 297(2);

“authorised person” means a person authorised by the Commissioner of Police under regulation 271;

“B light” means a traffic-control signal showing a red, white or yellow B light;

Example

White B light



“B lights” means a traffic-control signal designed to show a B light, or 2 or more B lights at different times;

“bicycle” means a vehicle with 2 or more wheels that is built to be propelled by human power through a belt, chain or gears (whether or not it has an auxiliary motor) —

- (a) including a pedicab, penny-farthing and tricycle; but
- (b) not including a wheelchair, wheeled recreational device, wheeled toy, scooter or a power-assisted pedal cycle (if the motor is operating);

“bicycle crossing lights” means a device designed to show, at different times, a green, yellow or red bicycle crossing light;

Example

Red bicycle crossing light Green bicycle crossing

(bicycle symbol in red)



light

(bicycle symbol in green)



Yellow bicycle crossing light

(bicycle symbol in yellow)



“**bicycle lane**” means a marked lane, or the part of a marked lane —

- (a) beginning at a “bicycle lane” sign applying to the lane; and
- (b) ending at the nearest of the following:
 - (i) an “end bicycle lane” sign applying to the lane;
 - (ii) an intersection (unless the lane is at the unbroken side of the continuing road at a T-intersection or continued across the intersection by broken lines);
 - (iii) if the carriageway ends at a dead end — the end of the carriageway;

Bicycle lane sign

End bicycle lane sign

r. 3



Note There are a number of other permitted versions of the “bicycle lane” sign, and another permitted version of the “end bicycle lane” sign.

“**bicycle path**” means a length of path beginning at a “bicycle path” sign or a “bicycle path” road marking and ending at the nearest of the following:

- (a) an “end bicycle path” sign, or an “end bicycle path” road marking;
- (b) a “separated footpath” sign or a “separated footpath” road marking;
- (c) a carriageway;
- (d) the end of the path;

Bicycle path sign



End bicycle path sign



Separated footpath sign



“bicycle path road marking” means a road marking consisting of a bicycle symbol, the words “bicycles only”, or both the bicycle symbol and the word “only”;

“Botanic Gardens and Parks Authority” means the body established under section 4 of the *Botanic Gardens and Parks Authority Act 1998*;

“built-up area” means the territory contiguous to and including any road —

- (a) on which there is provision for street lighting at intervals of not over 100 m for a distance of at least 500 m or, if the road is shorter than 500 m, for the whole road; or
- (b) which is built up with structures devoted to business, industry or dwelling houses at intervals of less than 100 m for a distance of 500 m or more;

“bus” means a motor vehicle, built mainly to carry people, that seats over 12 adults (including the driver);

“bus embayment” means an embayment at the side of a carriageway, designed so that a public bus can be driven into it, for the purpose of allowing passengers to alight or enter, without impeding the flow of traffic on that carriageway, but does not include a bus lane;

“bus lane” means a marked lane, or part of a marked lane of a carriageway —

- (a) beginning at a “bus lane” sign; and
- (b) ending at an “end bus lane” sign;

Bus lane sign

End bus lane sign

r. 3




“**bus stop**” means a length of carriageway commencing 20 m on the approach side of, and ending 10 m on the departure side of, a post indicating that public buses stop at that point;

“**bus zone**” means a length of carriageway to which a “bus zone” sign applies;

Bus zone sign

(arrow and background to words in red)



Note There are a number of other permitted versions of this sign.

Note A “bus zone” sign may have an arrow pointing in a different direction and anything on the sign may be differently arranged.

“**busway**” means a portion of a carriageway that is —

- (a) enclosed in a manner intended to prevent vehicles from moving into that portion of the carriageway other than at the beginning of the portion of carriageway; and

- (b) defined by a “busway” sign at its beginning and an “end busway” sign at its end;

Busway sign



End busway sign



“**carriageway**” means a portion of a road that is improved, designed or ordinarily used for vehicular traffic, and includes the shoulders, and areas, including embayments, at the side or centre of the carriageway, used for the stopping or parking of vehicles; and, where a road has 2 or more of those portions divided by a median strip, the expression means each of those portions, separately;

“**centre**”, in relation to a carriageway, means a line or a series of lines, marks, or other indications —

- (a) for a two-way carriageway — placed so as to delineate vehicular traffic travelling in different directions; or
- (b) in the absence of any such lines, marks or other indications — the middle of the main, travelled portion of the carriageway;

“**children’s crossing**” means a portion of a carriageway between 2 parallel broken or unbroken lines, each approximately 150 mm wide and not more than 5 m apart marked across, or partly across the carriageway and near which “children crossing – stop” signs are displayed and, where the lines are so marked partly across a carriageway, includes the portion of the carriageway between the prolongations of those lines;

Children crossing — stop sign

r. 3

(octagonal background in red)
(square background in lime/yellow)



“combination” means a group of vehicles consisting of a motor vehicle connected to one or more vehicles;

“continuing road” in relation to a T-intersection, means the carriageway that meets the terminating road at the T-intersection;

“default speed limit”, for a vehicle —

- (a) that is limited to a particular speed limit by these regulations that is slower than 110 km/h, means that slower speed limit; or
- (b) that is not otherwise limited to a particular speed limit by these regulations, means a speed limit of 110 km/h;

“de-restriction sign” means a sign that indicates the end of a speed restriction, and replacing it with the default speed limit;

De-restriction sign



“dipped”, in relation to the main beam of light projected by the headlight of a motor vehicle, means in the low-beam position within the meaning of the Vehicle Standards;

“dipping device” means a device by which the driver of a motor vehicle, while retaining his or her normal driving position, can cause the main beam or beams of light from the headlight or headlights of the vehicle to be dipped;

“dividing line” means a road marking formed by a line, or 2 parallel lines approximately one line width apart, whether broken or continuous, or by a series of reflective markers, intended to divide a road lengthways into separate carriageways, to be used by vehicles travelling in opposite directions;

“dividing strip” means an area or structure that divides a road lengthways into separate carriageways, but does not include a nature strip, bicycle path, footpath or shared path;

“edge line”, for a carriageway, means a line marked along the carriageway at or near the far left or far right side of the carriageway;

“emergency stopping lane” means a marked lane, or the part of a marked lane, to which an “emergency stopping lane only” sign applies;

Emergency stopping lane only sign



Note The sign may have an arrow pointing in a different direction.

“emergency vehicle” means a motor vehicle —

- (a) when conveying a police officer on official duty or when that vehicle is stationary at any place connected with the official duty;

r. 3

- (b) of a fire brigade on official duty in consequence of a fire or an alarm of fire or of an emergency or rescue operation where human life is reasonably considered to be in danger;
- (c) being an ambulance, answering an urgent call or conveying any injured or sick person to any place for the provision of urgent treatment;
- (d) being used to obtain or convey blood or other supplies, drugs or equipment for a person urgently requiring treatment and duly authorised to carry a siren or bell for use as a warning instrument; or
- (e) duly authorised as an emergency vehicle for the purposes of these regulations, by the Director General;

“**end of heavy vehicle speed zone” sign**” means a sign, erected near the boundary of a carriageway to face approaching drivers, that is substantially rectangular in shape and consists of the message “END OF HEAVY VEHICLE SPEED ZONE” in black lettering upon a white background;

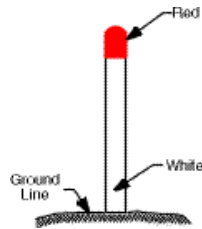
“**fire hydrant**” means an upright pipe with a spout, nozzle or other outlet for drawing water from a main or service pipe in case of fire or other emergency;

Examples

Fire hydrant indicators



Fire plug indicator



“footpath” means an area that is open to the public that is designated for, or has as one of its main uses, use by pedestrians;

“freeway” means a road or portion of a road that is designated as a freeway by signs erected thereon or adjacent thereto;

Freeway signs

(background in green)



(background in green)



End freeway sign

(background in green)



“front fog light” has the same meaning as in the Vehicle Standards;

“GCM” (which stands for “gross combination mass”), in relation to a vehicle, has the same meaning as “gross combination mass” has in the Vehicle Standards;

“give way line” means a broken line marked across, or partly across, a carriageway that is not a part of a crossing;

Example

Give way line



“GVM” (which stands for “gross vehicle mass”), for a vehicle, means the maximum loaded mass of the vehicle —

- (a) specified by the manufacturer on an identification plate on the vehicle; or
- (b) if there is no specification by the manufacturer on an identification plate on the vehicle or if the specification is not appropriate because the vehicle is modified — certified by the Director General;

“heavy vehicle” means a vehicle, other than a bus, that has, or together with any attached trailer and its load has, a GCM that is 22.5 t or more;

“heavy vehicle speed zone” means a length of carriageway, defined at its beginning by means of a “heavy vehicle speed zone” sign and at its end by means of an “end of heavy vehicle speed zone” sign;

““heavy vehicle speed zone” sign” means a sign, erected near the boundary of a carriageway to face approaching drivers, that is substantially rectangular in shape and consists of —

- (a) numerals in black set within a red circle; and
- (b) the message “ALL VEHICLES 22.5 tonnes or more” in black lettering,
upon a white background;

“**holiday period**” has the meaning given in subregulation (2);

“**hook turn**” means a turn made in accordance with Part 4 Division 3;

“**hours of darkness**” means the hours falling between sunset, on one day, and sunrise, on the succeeding day;

“**intersection**” means —

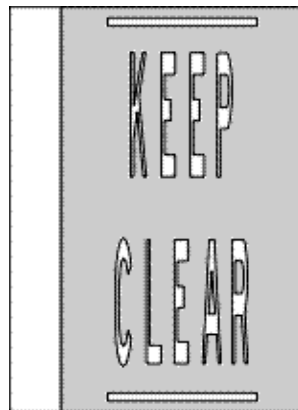
- (a) the area where 2 or more carriageways meet; or
- (b) the area within which vehicles, travelling by, on or from different carriageways may come into conflict;

“**keep clear marking**” means the words ‘keep clear’ marked across all or part of a carriageway, with or without continuous lines marked across all or part of the carriageway;

Examples

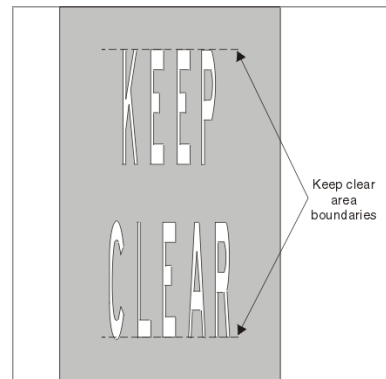
Example 1

Keep clear marking bounded by line road markings



Example 2

Keep clear marking with no line road markings



“**laned carriageway**” means a carriageway divided into 2 or more marked lanes for vehicular traffic;

“**level crossing**” means an area where a road and a railway meet at substantially the same level, whether or not there is a “level crossing” sign on the road at all or any of the entrances to the area;

Level crossing signs

(white cross on a red background)



“**loading zone**” means a length of a carriageway to which a “loading zone” sign applies;

Loading zone sign

(arrow and background to words in red)



Note There are a number of other permitted versions of this sign.

Note A “loading zone” sign may have an arrow pointing in a different direction and anything on the sign may be differently arranged.

“mail zone” means a length of carriageway to which a “mail zone” sign applies;

Mail zone sign

(arrow and background to words in red)



Note A “mail zone” sign may have an arrow pointing in a different direction and anything on the sign may be differently arranged.

“marked foot crossing” means a portion of a carriageway —

- (a) at a place with pedestrian lights facing pedestrians crossing the carriageway, and traffic-control signals facing drivers driving on the carriageway; and
- (b) indicated by a different road surface, or between 2 continuous or broken lines, or rows of studs or markers, on the road surface substantially from one side of the carriageway to the other;

“median strip” means any physical provision, other than lines, dividing a road to separate vehicular traffic proceeding in opposing directions or to separate 2 one-way carriageways for vehicular traffic proceeding in opposing directions;

“motor cycle” means a motor vehicle that has 2 wheels and includes —

- (a) a 2-wheeled motor vehicle with a sidecar attached to it that is supported by a third wheel; and
- (b) a motor vehicle with 3 wheels that is ridden in the same way as a motor vehicle with 2 wheels,

but does not include any trailer;

“motor vehicle” does not include a motorised scooter;

“motorised scooter” means a scooter that is propelled by one or more electric motors (whether the motors are a part of the scooter or attached to the scooter) and complies with the requirements of paragraph (e) in the definition of “scooter”;

“motorised wheelchair” means a motorised wheelchair that is designed so as to be not capable of a speed exceeding 10 km/h;

“nature strip” means an area between a carriageway and the front boundary of adjacent land, but does not include a path;

“no bicycles road marking” means a road marking consisting of a bicycle symbol with a diagonal line across it, or the words “no bicycles”, or both the symbol and the words;

“no parking area” means —

- (a) a portion of carriageway to which a “no parking” sign applies; or
- (b) an area to which a “no parking” sign applies;

No parking sign
(for a length of carriageway)

(circle, slash and arrow in red)



No parking sign
(for an area)

(circle and slash in red)



Note A “no parking” sign may have an arrow pointing in a different direction.

“no stopping area” means —

- (a) a portion of carriageway to which a “no stopping” sign applies; or
- (b) an area to which a “no stopping” sign applies;

No stopping sign
(for a length of carriageway)
(circle, slash and arrow in red)



No stopping sign
(for an area)
(circle and slash in red)



Note A “no stopping” sign may have an arrow pointing in a different direction.

“**obstruction**” includes a traffic hazard, but does not include a vehicle only because the vehicle is stopped in traffic or is travelling more slowly than other vehicles;

“**one-way carriageway**” means a carriageway on which vehicles are permitted to travel in one direction only;

“**oversize**” has the same meaning as in the Vehicle Standards;

“**painted island**” means an area of road surrounded by a line or lines (whether broken or continuous), which may be further identified by stripes marked on the enclosed road surface, or by the enclosed road surface being a contrasting colour, but not including the road within a dividing line;


“**park**” means to permit a vehicle, whether attended or not, to remain stationary, except for the purpose of —

- (a) avoiding conflict with other traffic;
- (b) complying with the provisions of any law; or
- (c) taking up or setting down persons or goods
(maximum of 2 minutes);

“parking area” means —

- (a) a portion of carriageway to which a “permissive parking” sign applies; or
- (b) an area to which a “permissive parking” sign applies;

Permissive parking sign
(for a length of carriageway)



Permissive parking sign
(for an area)



Permissive parking sign
displaying a people with
disabilities symbol
(for a length of road)



Permissive parking sign
displaying a people with
disabilities symbol
(for an area)



“parking control sign” means any of the following:

- (a) a “bicycle parking” sign;
- (b) a “bus zone” sign or bus stop post;
- (c) a “clearway” sign;
- (d) a “loading zone” sign;
- (e) a “mail zone” sign;
- (f) a “motor cycle parking” sign;

- (g) a “no parking” sign;
- (h) a “no stopping” sign;
- (i) a “people with disabilities parking” sign;
- (j) a “permissive parking” sign;
- (k) a “permissive parking” sign displaying a “people with disabilities” symbol;
- (l) a “taxi zone” sign;
- (m) a “truck zone” sign;
- (p) a “works zone” sign;

“path” includes bicycle path, footpath, separated footpath and shared path;

“pedestrian” means any person on foot or in a perambulator, or a physically disabled person in an unmotorised wheelchair or in a motorised wheelchair, and includes —

- (a) a person pushing a perambulator or wheelchair;
- (b) a person wheeling a bicycle or a wheeled toy, if the person is completely dismounted from the bicycle or wheeled toy;
- (c) a person in or on a wheeled recreational device or a motorised scooter; and
- (d) a person under 12 years of age in or on a wheeled toy;

“pedestrian crossing” means a portion of a carriageway —

- (a) defined —
 - (i) by white stripes; or
 - (ii) by white or yellow stripes (according to the colour of the carriageway) and the portions of the carriageway lying between those stripes,in such a manner that each stripe is approximately parallel to the centre of the carriageway; and

r. 3

- (b) near each end of which may be erected, on each side of the carriageway, so as to be clearly visible to an approaching driver, a “pedestrian crossing” sign;

Pedestrian crossing sign

(background in yellow)



“**pedestrian light**” means a device designed to show, at different times —

- (a) a red pedestrian light – being either an illuminated red pedestrian symbol (whether or not flashing), or the words ‘**don’t walk**’ illuminated in red (whether or not flashing); or
- (b) green pedestrian light – being an illuminated green pedestrian symbol, or the word ‘**walk**’ illuminated in green (whether or not flashing);

Red pedestrian light
showing red pedestrian
symbol



Green pedestrian light
showing green pedestrian
symbol



“**pedestrian mall**” means any road or portion of a road that is designated as a pedestrian mall by signs erected thereon or adjacent thereto;

“postal vehicle” means a motor vehicle or bicycle driven or ridden by a person in the course of collecting or delivering postal articles for, or on behalf of, the Australian Postal Corporation;

“public bus” means a bus operated by or on behalf of the State as a passenger vehicle, to carry passengers for hire or reward, whether in connection with a railway or not, but does not include a vehicle operative as a taxi using taxi plates issued under the *Taxi Act 1994* or licensed as a taxi-car under Part IIIB of the *Transport Co-ordination Act 1966*;

“rear fog light” has the same meaning as in the Vehicle Standards;

“rider” means the driver of, or person riding, a motor cycle, bicycle, animal or animal-drawn vehicle, but does not include a passenger, or a person walking beside and wheeling a bicycle;

“road marking” means a word, figure, symbol, mark, line, raised marker or stud, on the surface of a carriageway, to direct or warn traffic;

“road sign” means a board, plate, screen, road marking, or other device, whether or not illuminated, displaying words, figures, symbols or anything else to direct or warn traffic on, entering or leaving a road;

“school zone” means a carriageway or length of carriageway —

- (a) defined at its beginning by means of a “school zone” sign and at its end by means of an “end school zone” sign; or
- (b) that forms part of a network of 2 or more carriageways defined by means of —
 - (i) “school zone” signs erected near the boundary of each carriageway that provides access to the network, so that a driver can only lawfully enter the network on a carriageway by passing

- a “school zone” sign; and
- (ii) “end school zone” signs erected near the boundary of each carriageway that provides an exit from the area, so that a driver can only lawfully exit the network on a carriageway by passing an “end school zone” sign;

School zone sign



End school zone sign



Note There are a number of other permitted versions of each of these signs.

“**school zone periods**” means the days (if any), and the periods (if any) during those days, that the speed limit indicated on a “school zone” sign has effect;

“**scooter**” means a device that —

- (a) has 2 or more wheels and a footboard supported by those wheels; and
- (b) is steered by handlebars; and
- (c) is designed to be used by a single person; and
- (d) is propelled by any one or more of the following —
- (i) gravity;
- (ii) the user pushing a foot against the ground;
- (iii) an electric motor or motors;
- and

- (e) if it is fitted with an electric motor or motors, satisfies the following criteria —
 - (i) its maker certifies (either by means of a plate attached to the motor or on each motor, or by means of engraving on the motor or each motor) the ungoverned power output of the motor, or each motor;
 - (ii) the maximum power output of the motor, or the combined maximum power output of the motors, is not more than 200 watts;
 - (iii) when propelled only by the motor, or motors, the scooter is not capable of going faster than 10 km/h on level ground;

“separated footpath” means a length of footpath beginning at a “separated footpath” sign or a “separated footpath” road marking, and ending at the nearest of the following:

- (a) an “end separated footpath” sign or an “end separated footpath” road marking;
- (b) a “no bicycles” sign, or a “no bicycles” road marking;
- (c) a “bicycle path” sign or “bicycle path” road marking;
- (d) a carriageway;
- (e) the end of the path;

Separated footpath sign



End separated footpath sign



No bicycles sign

(circle and slash in red)



Bicycle path sign



“separated footpath road marking” means a road marking consisting of a pedestrian symbol and a bicycle symbol side by side, with or without the word “only”;

“service road” means a carriageway that —

- (a) is separated from other parts of a road by a dividing strip that is not designed or developed, wholly or mainly, to separate vehicles travelling in opposite directions; and
- (b) is —
 - (i) designed or developed to be used, wholly or mainly, by vehicular traffic servicing adjacent land; or
 - (ii) indicated to be a service road by information on or with a traffic-control signal on or adjacent to the carriageway;

“shared path” means an area open to the public (except a separated footpath) that is designated for, or has as one of its main uses, use by both the riders of bicycles and pedestrians, and includes a length of path beginning at a “shared path” sign or “shared path” road marking and ending at the nearest of the following:

- (a) an “end shared path” sign or “end shared path” road marking;

- (b) a “no bicycles” sign, or a “no bicycles” road marking;
- (c) a “bicycle path” sign;
- (d) a carriageway;
- (e) the end of the path;

Shared path sign



End shared path sign



No bicycles sign
(circle and slash in red)



Bicycle path sign



“**shared path road marking**” means a road marking consisting of the symbols used in the “shared path” sign, and an “end shared path road marking” consists of those symbols with the word “END”;

“**shared zone**” means the network of roads in an area with —

- (a) a “shared zone” sign on each road into the area, indicating the same number; and

r. 3

- (b) an “end shared zone” sign on each road out of the area;

Shared zone sign

(circle in red)



End shared zone sign



Note There are a number of other permitted versions of each of these signs.

Note A “shared zone” sign may also have a different number on the sign.

“**slip lane**” means an area of carriageway for vehicles turning left that is separated, at some point, from other parts of the road by some form of painted island or traffic island;

“**special purpose lane**” means a bicycle lane, bus lane, emergency stopping lane, transit lane or truck lane;

“**special purpose vehicle**” means —

- (a) a vehicle being driven by a member of the Police Force (other than a police officer) on official duty or that vehicle when it is stationary at any place connected with the official duty;
- (b) a public utility service truck;
- (c) a tow truck;
- (d) a motor break-down service vehicle;
- (e) a vehicle being used by a governmental or local authority in connection with its roadwork or speed zoning functions; or

- (f) a vehicle duly authorised as a special purpose vehicle for the purposes of these regulations, by the Director General,

but does not include an emergency vehicle;

“speed limit sign” means a sign, other than an “area speed limit” sign, a “school zone” sign or a “heavy vehicle speed zone” sign, that is substantially rectangular in shape and —

- (a) is erected near the boundary of a carriageway; and
(b) consists of black numerals set within a red circle upon a white background;

Speed limit sign
(Standard sign)

(circle in red)



Note A speed limit sign may have a different number on the sign.

“speed limited area” means a carriageway or length of carriageway —

- (a) defined at its beginning by means of an “area speed limit” sign and at its end by means of an “end area speed limit” sign; or
(b) that forms part of a network of 2 or more carriageways defined by means of —
(i) “area speed limit” signs erected near the boundary of each carriageway that provides access to the network, so that a driver can only lawfully enter the network on a

carriageway by passing an “area speed limit” sign; and


- (ii) “end area speed limit” signs erected near the boundary of each carriageway that provides an exit from the area, so that a driver can only lawfully exit the network on a carriageway by passing an “end area speed limit” sign;

Area speed limit sign

(circle in red)



End area speed limit sign




Area speed limit sign

(circle in red)



End area speed limit sign



Note for examples of signs There are a number of other permitted versions of each of these signs.

“**speed zone**” means a length of carriageway defined at its beginning by means of a speed limit sign, and at its end by means of —

- (a) a de-restriction sign or an “end speed limit” sign;
- (b) another speed limit sign;

- (c) an “area speed limit” sign, a “school zone” sign or a “heavy vehicle speed zone” sign; or
- (d) a T-intersection where that carriageway ends;

Speed limit signs

Speed limit sign
(Standard sign)
(circle in red)




Speed limit sign
(Variable illuminated
message sign)
(circle illuminated red)



Other signs

End speed limit sign



De-restriction sign



“**stop**”, in relation to a vehicle, means to stop the vehicle and permit it to remain stationary, except for the purpose of avoiding conflict with other traffic or of complying with the provisions of any law;

“**stop line**” means a line marked across, or partly across, a carriageway near a traffic-control signal, “stop” sign, children’s crossing or level crossing (*see regulation 101*) flashing light signals;

“**stop sign**” means an octagonal (or, if hand-held, octagonal or round) sign, inscribed with the word “Stop”, requiring a driver to stop;

Traffic light-stop sign

(background in red)



Stop sign

(background in red)



Hand-held stop signs

(background in red)



(background in orange)



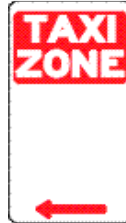
“**T-intersection**” means an intersection where 2 carriageways meet (whether or not at right angles) and one of the carriageways ends;

“**taxi**” means a taxi within the meaning of the *Taxi Act 1994* or a taxi-car within the meaning of section 47Z of the *Transport Co-ordination Act 1966*;

“**taxi zone**” means a length of carriageway to which a “taxi zone” sign applies;

Taxi zone sign

(arrow and background to words in red)



Note There are a number of other permitted versions of this sign.

Note A “taxi zone” sign may have an arrow pointing in a different direction and anything on the sign may be differently arranged.

“**terminating road**” in relation to a T-intersection, means —

- (a) if a carriageway at the intersection is designated by traffic signs or road markings, or in another way, as a carriageway that ends at the intersection — that carriageway; or
- (b) in any other case — a carriageway that ends at the intersection;

“**the Vehicle Standards**” means —

- (a) the *Road Traffic (Vehicle Standards) Regulations 2002*;
- (b) the *Road Traffic (Vehicle Standards) Rules 2002*;
- (c) the *Road Traffic (Bicycles) Regulations 2002*;
- (d) the *Road Traffic (Animal Drawn Vehicles) Regulations 2002*; and
- (e) the *Road Traffic (Towed Agricultural Implements) Regulations 1995*;

“**tow truck**” has the same meaning as in the *Road Traffic (Tow Truck) Regulations 1975*;

“**traffic-control signal**” means any light or lights (coloured or otherwise), however operated, for the control or regulation of traffic, by the use of an illuminated word or words, an illuminated symbol or symbols, a coloured light or coloured lights or any combination of those things;

“**traffic island**” means any physical provision, other than lines, marks or other indications on a carriageway, made at or near an intersection, to guide vehicular traffic;

“**traffic sign**” means one of the road signs, marks, structures or devices set out in Schedule 2 or 3 placed, or erected, on or near a road;

“**trailer**” means any vehicle without motive power of its own, designed for attachment to a motor vehicle for the purpose of being towed, but does not include the rear portion of an articulated vehicle, or a side-car;

“**train**” means a railway locomotive or rolling stock;

“**transit lane**” means a marked lane, or the part of a marked lane —

- (a) beginning at a “transit lane” sign; and
- (b) ending at an “end transit lane” sign;

Transit lane signs

Transit lane (T2) sign

(background to T2 in red)



Transit lane (T3) sign

(background to T3 in red)



End transit lane signs

End transit lane (T2) sign

(background to T2 in red)



End transit lane (T3) sign

(background to T3 in red)



Note There are a number of other permitted versions of the “transit lane” sign and another permitted version of the “end transit lane” sign.

“**truck**” means a motor vehicle with a GVM over 4.5 t, except a bus or tractor;

“**truck lane**” is a marked lane, or the part of a marked lane —

- (a) beginning at a “truck lane” sign; and
- (b) ending at an “end truck lane” sign;

Truck lane sign



End truck lane sign




Note There is another permitted version of the “end truck lane” sign.

“**truck zone**” means a length of carriageway to which a “truck zone” sign applies;

Truck zone sign

(arrow and background to words in red)



Note There is another permitted version of this sign.

Note A “truck zone” sign may have an arrow pointing in a different direction and anything on the sign may be differently arranged.

“turning lane” means a portion of a marked lane on a carriageway set aside for turning vehicles by means of road markings or traffic signs;

“two-way carriageway” means any carriageway for use by vehicular traffic travelling in opposite directions;

“U turn” means a turn by which a vehicle, facing or travelling on a carriageway in one direction, is made to face or travel in the opposite, or substantially in the opposite, direction, whether on the same or on another carriageway, but does not include a turn made at a roundabout;

“vehicle” has the same meaning as that term has in the Act, and, in Parts 4 to 11, inclusive and in Part 18 of these regulations, includes an animal driven or ridden but does not include a wheeled toy or wheeled recreational device;

“weekend” means a Saturday and the following Sunday;

“wheeled recreational device” means a wheeled device, built to transport a person, propelled by human power or gravity, and ordinarily used for recreation or play —

(a) including —

(i) in-line skates, rollerskates, a skateboard or similar wheeled device;

(ii) a scooter being used by a person aged 12 years of age or older; and

(iii) a unicycle,

but


(b) not including a golf buggy, pram, stroller or trolley, or a bicycle, wheelchair or wheeled toy;

“wheeled toy” means a child’s pedal car, a tricycle, a scooter (other than a motorised scooter) or a similar toy, but only if it is being used by a child under 12 years of age;

“works zone” means a length of a road to which a “works zone” sign applies.

Works zone sign

(arrow and background to words in red)



Note There is another permitted version of this sign.

Note A “works zone” sign may have an arrow pointing in a different direction and anything on the sign may be differently arranged.

(2) For the purposes of this Code —

“holiday period” means —

(a) a 4 day period, comprising a public holiday specified, or appointed under the power, in the Second Schedule to the *Public and Bank Holidays Act 1972* that falls on a Friday or a Monday, together with —

(i) (where the public holiday is a Friday) the Thursday before it, and the weekend following it; or

r. 3

- (ii) (where the public holiday is a Monday) the Friday before it, and the weekend before it;
- and
- (b) any period set out in the Table to this subregulation.

Table

1. The period of Thursday 20 March 2008 to Monday 24 March 2008 (inclusive).
2. The period of Friday 19 December 2008 to Sunday 4 January 2009 (inclusive).

[Regulation 3 amended in Gazette 1 Dec 2000 p. 6752; 11 Jan 2002 p. 50; 8 Mar 2002 p. 946-7; 1 Nov 2002 p. 5397-8; 16 Apr 2003 p. 1240; 23 Sep 2003 p. 4167; 12 Dec 2003 p. 5048; 6 Apr 2004 p. 1135; 10 Dec 2004 p. 5917; 29 Dec 2006 p. 5921-2 and 5924; 8 Feb 2008 p. 316 and 321-2.]

Part 2 — Application

4. Scope of regulations

- (1) Unless the context requires otherwise, these regulations apply to persons, vehicles and things on roads only, and where a provision of these regulations requires, or prohibits, the doing of any act or thing, that requirement or prohibition relates to the doing of that act or thing, on a road.
- (2) Where a provision of these regulations requires, or prohibits, the doing of any act or thing on a path, that requirement or prohibition only relates to the doing of that act or thing, on the path if the path forms a part of a road.

4A. Declaration by Minister that Code requirements do not apply (section 103B)

- (1) The Minister may declare, in writing, that a specified requirement of this Code does not apply to a specified person or vehicle for a specified period of time.
- (2) A declaration under subregulation (1) may set out a place to which the declaration is limited.

[Regulation 4A inserted in Gazette 11 Jun 2003 p. 2103.]

5. Infringement notices not to be issued to children

Despite any regulation providing that an offender may be dealt with by way of an infringement notice and a modified penalty, an alleged offender against these regulations, under 14 years of age, is not to be dealt with by way of an infringement notice and modified penalty.

6. Members of the Police Force

Without limiting the operation of section 7 or 110 of the Act, any reference in regulations 46, 272, 273 or 297 to a member of the Police Force includes a police officer, and a person who —

r. 7

- (a) has been appointed to be a warden under section 7 of the Act;
- (b) is authorised by the *Road Traffic (Licensing) Regulations 1975* to perform the duties of controlling vehicles and pedestrians at children's crossings and pedestrian crossings; and
- (c) is at the relevant time performing any of the duties referred to in paragraph (b).

7. Requirement of giving way

Where any of these regulations require a driver or pedestrian to give way to a person or vehicle, the requirement takes effect when there is a reasonable possibility that, if he or she proceeded, he or she would collide or come into conflict with, or create any other dangerous situation with regard to, that person or vehicle; and, in that event, he or she is obliged to slow down to such an extent, or, as the circumstances may require, stop and remain stationary for such time, as may be necessary to allow the person or vehicle to continue on his, her or its course.

8. Offence against local laws not an offence against these regulations

- (1) Where, in any particular case, the parking or stopping of a vehicle constitutes an offence against local laws in force in a local government district under the provisions of Part 3 Division 2 Subdivision 1 of the *Local Government Act 1995*, the parking or stopping of that vehicle does not constitute an offence against the provisions of this Code (other than regulation 108).
- (2) Where a parking or stopping offence against a local law to which subregulation (1) applies is subject to conditions or exceptions, then a person who complies with all the conditions or is subject to the exceptions does not commit an offence under either the local law or this Code.

9. Penalties

- (1) A person who contravenes or fails to comply with any of the provisions of these regulations, commits an offence.
- (1a) A person who commits an offence against Part 16 of these regulations, other than an offence contained in Part 16 Division 5, is liable to —
 - (a) a minimum penalty of ~~ten~~ the number of penalty units ~~(10 PU)~~ that could be imposed as a modified penalty for the particular offence and a maximum penalty of twenty-four penalty units (24 PU) for a first offence; and
 - (b) a minimum penalty of ~~ten~~ the number of penalty units ~~(10 PU)~~ that could be imposed as a modified penalty for the particular offence and a maximum penalty of forty-eight penalty units (48 PU) for a subsequent offence.
- (2) A person who commits an offence against these regulations is liable to a penalty not exceeding twenty-~~four~~ four penalty units (~~20~~ 24 PU) and, for a subsequent offence, to a penalty not exceeding thirty-two penalty units (32 PU).
- (2a) For the purposes of subregulation (1a), an offence shall be regarded as a subsequent offence if the person by whom it is committed has previously committed an offence against Part 16 of these regulations, other than an offence contained in Part 16 Division 5.
- (3) For the purposes of subregulation (2), an offence against these regulations shall be regarded as a subsequent offence if the person by whom it is committed has previously committed an offence against these regulations, or against the *Road Traffic Code 1975*.
- (4) The offences in this Code that are followed by a penalty expressed as a “modified penalty” are offences that are prescribed for the purposes of section 102 of the Act, and the modified penalty directly following the offence is the prescribed

r. 10

penalty in respect of that offence, if dealt with under that section, in the manner prescribed in the *Road Traffic (Infringements) Regulations 1975*.

- (5) The offences in this Code that are followed by a penalty expressed as a number of “points” are offences that are prescribed for the purposes of section 103 of the Act, and the number of points directly following the offence is the prescribed number of points to be recorded against a person convicted of that offence.

[Regulation 9 amended in Gazette 1 Dec 2000 p. 6752; 6 Apr 2004 p. 1135; 22 Dec 2006 p. 5817; 5 Apr 2007 p. 1555-6; [29 Feb 2008 p. 694.](#)]

10. Repeal

The *Road Traffic Code 1975* is repealed.

Part 3 — Speed restrictions

11. Speed limits generally

- (1) A person shall not drive a vehicle at a speed exceeding the default speed limit for that vehicle.
Points and modified penalty: *see regulation 17.*
- (2) A person shall not drive a vehicle in a built-up area, at a speed exceeding 50 km/h, except within a speed zone in which a higher speed is permitted.
Points and modified penalty: *see regulation 17.*
- (3) A person shall not drive a vehicle in a speed zone, at a speed exceeding, in kilometres per hour, that indicated by the numerals on the speed limit sign, at the beginning of the speed zone.
Points and modified penalty: *see regulation 17.*

Speed limit signs

Speed limit sign
(Standard sign)
(circle in red)



Speed limit sign
(Variable illuminated
message sign)
(circle illuminated red)



r. 11

- (4) A person shall not drive a vehicle in a shared zone, at a speed exceeding 10 km/h.

Points and modified penalty: *see regulation 17.*

Shared zone sign

(circle in red)



End shared zone sign



- (5) A person shall not drive a vehicle in a speed limited area, at a speed exceeding, in kilometres per hour, that indicated by the numerals on the “area speed limit” sign erected on a road leading into that area.

Points and modified penalty: *see regulation 17.*

Area speed limit sign

(circle in red)




End area speed limit sign



Area speed limit sign
(circle in red)



End area speed limit sign



Note for examples of signs There are a number of other permitted versions of each of these signs.

- (6) A person shall not drive a vehicle in a school zone —
- (a) at a speed exceeding, in kilometres per hour, that indicated by the numerals on; and
 - (b) during the school zone periods indicated on,

the “school zone” sign at the beginning of the school zone.

Points and modified penalty: *see regulation 17.*

School zone sign



End school zone sign



- (7) A person shall not drive a vehicle in a pedestrian mall at a speed exceeding 10 km/h.

Points and modified penalty: *see regulation 17.*

*[Regulation 11 amended in Gazette 1 Dec 2000 p. 6797;
16 Nov 2001 p. 5990; 8 Jan 2002 p. 38.]*

12. Minimum speeds on freeways

In a freeway speed zone, a person shall not drive a vehicle at a speed that is more than 20 km/h below the speed limit unless —

- (a) traffic congestion prevents the person from driving the vehicle at a speed that is within 21 km/h of the speed limit; or
- (b) for any other reason, it is unsafe or imprudent for the person to drive the vehicle at a speed that is within 21 km/h of the speed limit.

Modified penalty: 1 PU

13. Heavy vehicles and vehicles towing trailers

- (1) This regulation is subject to any other provisions of these regulations prescribing a maximum speed for any vehicle lower than that prescribed by this regulation.
- (2) A person shall not drive a vehicle to which a trailer or other vehicle is attached at a speed exceeding 100 km/h.
Points and modified penalty: *see regulation 17.*
- (3) A person shall not drive a vehicle, the GVM of which, taking into account any trailer attached and including the total load carried, is more than 12 t, at a speed exceeding 100 km/h.
Points and modified penalty: *see regulation 17.*
- (4) A person shall not drive a bus with a GVM over 5 t at a speed exceeding 100 km/h.
Points and modified penalty: *see regulation 17.*
- (5) The several speeds prescribed by this regulation apply to the respective classes of vehicle therein mentioned, notwithstanding the existence of speed zones that permit higher speeds for other classes of vehicles.

14. Heavy vehicle speed zones

A person shall not drive a heavy vehicle in a heavy vehicle speed zone at a speed exceeding the speed limit indicated by numbers shown on the “heavy vehicle speed zone” sign.

Points and modified penalty: *see regulation 17.*

[15. *Repealed in Gazette 1 Dec 2000 p. 6758.*]

16. Speed restriction on a bridge

Where a traffic sign is erected near a bridge to face an approaching driver, then if the sign is inscribed with the words, “Speed Limit on Bridge”, followed by numerals and the letters “km/h” the driver shall not exceed the speed in kilometres per hour indicated by the sign, while he or she is between it and the far end of the bridge.

Points and modified penalty: *see regulation 17.*

17. Penalties for speeding

- (1) Subject to regulation 17(2), the following points and modified penalties apply for the offences in this Part that refer to this regulation for their penalty.

Description	Points	Modified Penalty
Exceeding a speed limit by —		
(a) not more than 9 km/h		1.5 PU
(b) more than 9 km/h but not more than 19 km/h —		
(i) during a holiday period	4	3 PU
(ii) other than during a holiday period	2	3 PU
(c) more than 19 km/h but not more than 29 km/h —		
(i) during a holiday period	6	5 6 PU
(ii) other than during a holiday		

r. 17

Description	Points	Modified Penalty
period	3	5 <u>6</u> PU
(d) more than 29 km/h but not more than 40 km/h —		
(i) during a holiday period	10	7 <u>14</u> PU
(ii) other than during a holiday period	5	7 <u>14</u> PU
(e) more than 40 km/h —		
(i) during a holiday period	14	20 PU
(ii) other than during a holiday period	7	20 PU

- (2) Despite regulation 17(1), the following points and modified penalties apply for the offences in this Part that refer to this regulation for their penalty if the offence is committed by the driver of a heavy vehicle.

Description	Points	Modified Penalty
Exceeding a speed limit by —		
(a) not more than 9 km/h		3 PU
(b) more than 9 km/h but not more than 19 km/h —		
(i) during a holiday period	4	5 PU
(ii) other than during a holiday period	2	5 PU
(c) more than 19 km/h but not more than 29 km/h —		
(i) during a holiday period	6	7 <u>8</u> PU
(ii) other than during a holiday period	3	7 <u>8</u> PU
(d) more than 29 km/h but not more than 40 km/h —		
(i) during a holiday period	10	10 <u>17</u> PU
(ii) other than during a holiday		

Description	Points	Modified Penalty
period	5	10 17 PU
(e) more than 40 km/h —		
(i) during a holiday period	14	20 PU
(ii) other than during a holiday period	7	20 PU

*[Regulation 17 inserted in Gazette 22 Dec 2006 p. 5817-18;
amended in Gazette 29 Feb 2008 p. 694-5.]*

18. Reckless driving generally

The provisions of this Part do not justify a driver driving at a speed that —

- (a) may constitute driving carelessly, recklessly or at a speed, or in a manner, that is dangerous to the public, having regard to all the circumstances; or
- (b) exceeds any maximum speed applicable to the vehicle and fixed by, or under, the Act or any regulation.

Part 4 — Making turns

Division 1 — Left turns at intersections

19. Application of Division

This Division applies to a driver making a left turn at an intersection and, where specifically expressed to do so, applies to a driver entering a roundabout.

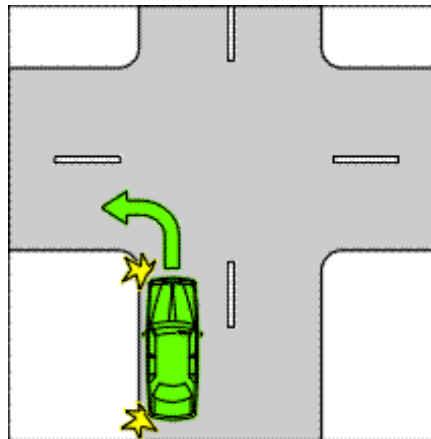
20. Left turns (single lanes)

A driver who is about to make a left turn from a carriageway (other than a multi-lane carriageway) at an intersection shall so drive the vehicle that, when it reaches the intersection, it is as near as practicable to the left edge or boundary of the carriageway.

Points: 2 Modified penalty: 2 PU

Example

Starting a left turn from a carriageway
(except a multi-lane carriageway)



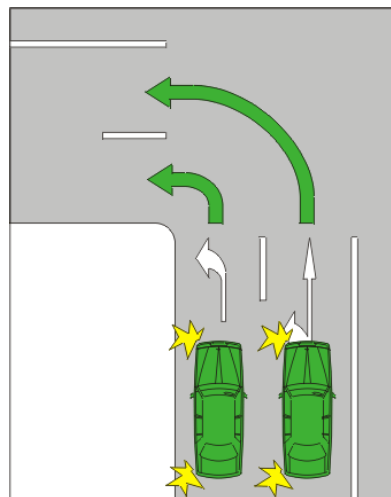
21. Left turns (multiple lanes)

- (1) A driver turning left at an intersection or a roundabout from a multi-lane carriageway shall approach and enter the intersection or roundabout from within the left lane unless —
- (a) the driver is required or permitted to approach and enter the intersection from within another marked lane under regulation 69, 73, or 137;
 - (b) the driver is turning, at B lights or traffic arrows, in accordance with Part 17; or
 - (c) subregulation (2) applies to the driver.

Points: 2 Modified penalty: 2 PU

Example for subregulation (1)(a)

Starting a left turn on a multi-lane carriageway
with traffic lane arrows




- (2) A driver may approach and enter the intersection or roundabout from the marked lane next to the left lane as well as, or instead of, the left lane if —
- (a) the driver's vehicle or combination, together with any load or projection, is 7.5 m long, or longer;

- (b) the rearmost part of the vehicle (or of the combination, if that is the case) displays a “do not overtake turning vehicle” sign;
- (c) any part of the vehicle is within 50 m of the nearest point of the intersection;
- (d) it is not practicable for the driver to turn left from within the left lane; and
- (e) the driver can safely occupy the next marked lane and can safely turn left at the intersection by occupying the next marked lane, or both lanes.

Example

Long vehicle turning left from the left lane and next marked lane



- (3) In this regulation —
 - “**left lane**” means —
 - (a) the lane nearest to the far left side of the carriageway; or
 - (b) if there is an obstruction (*for example, a parked car or roadworks*) in that lane — the lane nearest to that lane that is not obstructed,

but does not include a special purpose lane in which the driver is not permitted to drive.

Do not overtake turning vehicle signs

(background in yellow)

(top right portion in red, remainder of background in yellow)



[Regulation 21 amended in Gazette 1 Dec 2000 p. 6752-3.]

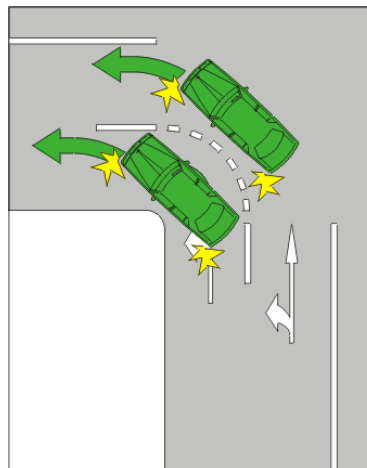
22. Making a left turn as indicated by a road marking

If a driver is turning left at an intersection and there is a road marking indicating how the turn is to be made, the driver shall make the turn as indicated by the road marking.

Points: 2 Modified penalty: 2 PU

Example

Making a left turn as indicated by road markings



Division 2 — Right turns (other than hook turns) at intersections

23. Application of Division

This Division applies to a driver making a right turn at an intersection and, where specifically expressed to do so, at a roundabout, but does not apply to —

- (a) the rider of a bicycle making a hook turn under Division 3;
- (b) a driver making a U turn.

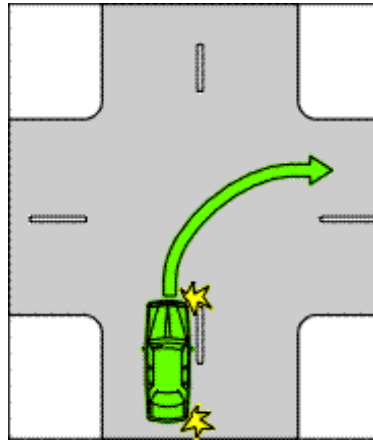
24. Right turns (two-way, single lanes)

- (1) A driver who is about to make a right turn from a two-way carriageway (other than a multi-lane carriageway) at an intersection shall approach and enter the intersection —
 - (a) so that the vehicle is to the left of, parallel with, and as near as practicable to, the centre of the carriageway; or
 - (b) if the carriageway has a dividing line or median strip — so that the vehicle is to the left of, parallel to, and as near as practicable to, the dividing line or median strip.

Points: 2 Modified penalty: 2 PU

Example

Starting a right turn from a carriageway
with a dividing line



- (2) A driver making a right turn at an intersection where the carriageway being entered is a two-way carriageway shall make the turn —
- (a) so that, wherever practicable, the vehicle passes to his or her right of the centre of the intersection; and
 - (b) so that the vehicle enters the carriageway to his or her left of the centre of the carriageway.

Points: 2 Modified penalty: 2 PU

- (3) For the purposes of subregulation (2), a vehicle is deemed to enter a carriageway at the point where the front of the vehicle crosses the prolongation of the edge of the carriageway it is leaving.

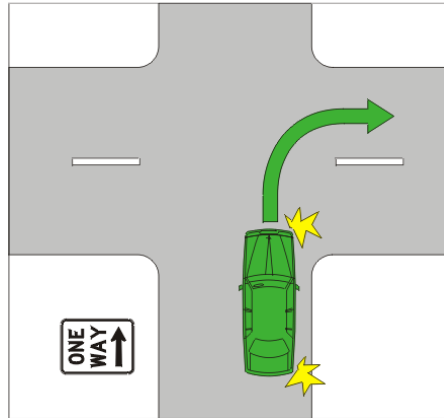
25. Right turns (one-way, single lanes)

- (1) A driver who is about to make a right turn from a one-way carriageway (other than a multi-lane carriageway) at an intersection shall approach and enter the intersection so that the vehicle is parallel with, and as near as practicable to, the right boundary of the carriageway.

Points: 2 Modified penalty: 2 PU

Example

Starting a right turn from a one-way carriageway



- (2) A driver making a right turn at an intersection where the carriageway being entered is a one-way carriageway shall make the turn so that, wherever practicable, the vehicle passes to his or her right of the centre of the intersection.

Points: 2 Modified penalty: 2 PU

- (3) For the purposes of subregulation (2), a vehicle is deemed to enter a carriageway at the point where the front of the vehicle crosses the prolongation of the edge of the carriageway it is leaving.

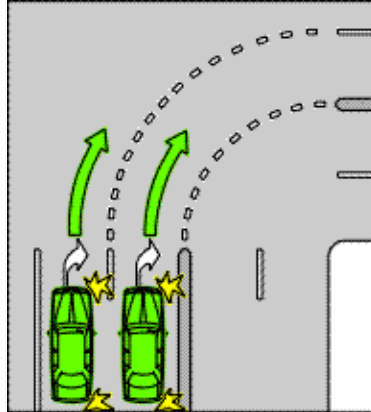
26. Right turns from a multi-lane carriageway

- (1) A driver turning right at an intersection or a roundabout from a multi-lane carriageway shall approach and enter the intersection or roundabout from within the right lane unless —
- (a) the driver is required or permitted to approach and enter the intersection from within another marked lane in accordance with regulation 33 or 70; or
 - (b) the driver is turning, at B lights or traffic arrows, in accordance with Part 17; and
 - (c) subregulation (2) applies to the driver.

Points: 2 Modified penalty: 2 PU

Example for subregulation (1)(a)

Starting a right turn on a multi-lane carriageway
with traffic lane arrows



- (2) A driver may approach and enter the intersection or roundabout from the marked lane next to the right lane as well as, or instead of, the right lane if —
- (a) the driver's vehicle or combination, together with any load or projection, is 7.5 m long, or longer;
 - (b) the rearmost part of the vehicle (or of the combination, if that is the case) displays a "do not overtake turning vehicle" sign;
 - (c) any part of the vehicle is within 50 m of the nearest point of the intersection;
 - (d) it is not practicable for the driver to turn right from within the right lane; and
 - (e) the driver can safely occupy the next marked lane and can safely turn right at the intersection by occupying the next marked lane, or both lanes.
- (3) In this regulation —
- "right lane"** means —
- (a) the lane nearest to the dividing line or median strip on the carriageway; or

Road Traffic Code 2000

Part 4 Making turns

Division 2 Right turns (other than hook turns) at intersections

r. 27

- (b) if there is an obstruction (*for example, a parked car or roadworks*) in that lane — the lane nearest to that lane that is not obstructed,

but does not include a special purpose lane in which the driver is not permitted to drive.

Do not overtake turning vehicle signs

(background in yellow)

(top right portion in red, remainder of background in yellow)



[Regulation 26 amended in Gazette 1 Dec 2000 p. 6753.]

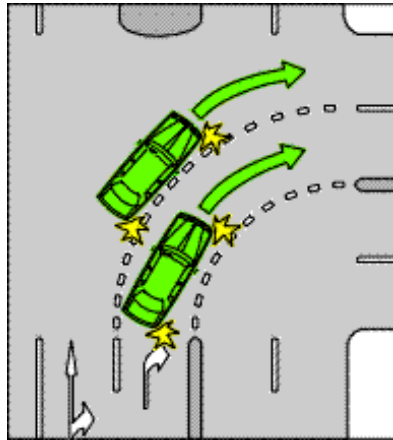
27. Making a right turn (generally)

- (1) Despite this Part, a driver who is about to make, or is making, a right turn at an intersection where markers, marks or signs are so placed as to indicate that a different course from that specified in this regulation is to be travelled, shall not turn the vehicle at the intersection otherwise than as indicated by the markers, marks or signs.

Points: 2 Modified penalty: 2 PU

Example

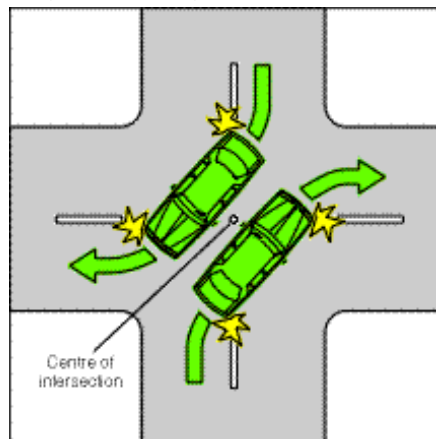
Making a right turn as indicated by road markings



- (2) If there is no road marking indicating how the turn is required to be made, the driver shall make the turn so the vehicle passes as near as practicable to the right of the centre of the intersection.
Points: 2 Modified penalty: 2 PU

Example

Making a right turn from a carriageway with no road marking indicating how to make the turn



- (3) Despite this Part, a driver who is about to make, or is making, a right turn at an intersection where a member of the Police Force is controlling or directing traffic, shall make the turn before

reaching the middle of the road into which he or she is turning by passing either to the front, or to the rear of, the member of the Police Force, as he or she may be directed.

Points: 3 Modified penalty: 2 PU

[Regulation 27 amended in Gazette 22 Dec 2006 p. 5819.]

Division 3 — Hook turns by bicycles at intersections

28. Optional hook turn by a bicycle rider

- (1) On or after 1 June 2001, the rider of a bicycle turning right at an intersection without a “no hook turn by bicycles” sign, may turn right at the intersection by making a right turn or a hook turn.

No hook turn by bicycles sign

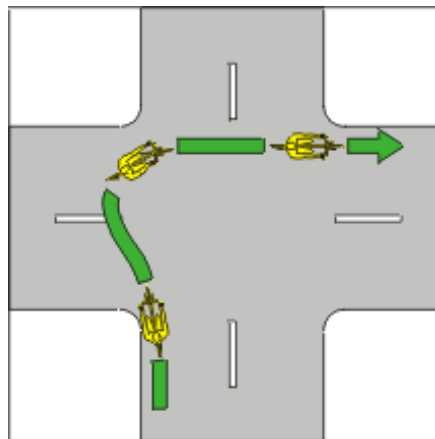


- (2) A rider of a bicycle shall not make a hook turn under this regulation unless it is made in accordance with subregulation (3).
Modified penalty: 2 PU
- (3) To make a hook turn, a rider of a bicycle must take, in sequence, each of the following steps:
 - 1 Approach and enter the intersection in the lane furthest left that allows the rider to ride straight through the intersection and from as near as practicable to the far left side of that lane.
 - 2 Move forward —
 - (a) keeping as near as practicable to the far left side of the intersection;
 - (b) keeping clear of any marked foot crossing; and

- (c) keeping clear, as far as practicable, of any driver turning left from the left of the intersection, until the rider is as near as practicable to the far side of the carriageway that the rider is entering.
- 3 If there are traffic-control signals at the intersection, remain at the position reached under step 2 until the traffic-control signals on the carriageway that the rider is entering change to green.
 - 4 If there are no traffic-control signals at the intersection, remain at the position reached under step 2 until the rider has given way to approaching drivers on the carriageway that the rider is leaving.
 - 5 Turn right into the carriageway that the rider is entering.

Example

Bicycle rider making a hook turn at an intersection
without traffic-control signals



[Regulation 28 amended in Gazette 1 Dec 2000 p. 6753.]

29. Bicycle rider making a hook turn contrary to sign

The rider of a bicycle shall not make a hook turn at an intersection if a “no hook turn by bicycles” sign applies to the rider.

Modified penalty: 2 PU

No hook turn by bicycles sign



Division 4 — U turns

30. U turns on a carriageway

- (1) A driver shall not make a U turn if a “no U turn” sign applies to the portion of carriageway on or at which he or she intends to make that U turn.

Points: 2 Modified penalty: 2 PU

No U turn signs

No U turn sign
(Standard sign)
(circle and slash in red)



No U turn sign
(Variable illuminated
message sign)
(circle and slash illuminated in red)



- (2) A “no U turn” sign on a carriageway (except a “no U turn” sign at an intersection or at a break in a median strip) applies to the

length of carriageway beginning at the sign and ending at the nearer of the following —

- (a) the next intersection;
 - (b) if the carriageway ends at a T-intersection or dead end — the end of the carriageway.
- (3) A “no U turn” sign at an intersection or at a break in a median strip applies to that intersection or break when a driver approaches the intersection or median break from the direction in which the sign is facing.

[Regulation 30 amended in Gazette 22 Dec 2006 p. 5819.]

31. U turns at an intersection

- (1) A driver shall not make a U turn at an intersection without traffic-control signals if a “no U turn” sign at the intersection applies to that driver.

Points: 2 Modified penalty: 2 PU

No U turn signs

No U turn sign
(Standard sign)
(circle and slash in red)



No U turn sign
(Variable illuminated message sign)
(circle and slash illuminated in red)



- (2) A driver shall not make a U turn at an intersection with traffic-control signals unless there is a “U turn permitted” sign at the intersection that applies to that driver.

Points: 2 Modified penalty: 2 PU

U turn permitted sign



[Regulation 31 amended in Gazette 22 Dec 2006 p. 5819.]

32. U turns generally

- (1) A driver shall not commence a U turn unless —
- (a) the turn can be made with safety and without interfering with the movement of other traffic; and
 - (b) the driver has a clear view of any approaching traffic.

Points: 2 Modified penalty: 2 PU

- (2) A driver making a U turn shall give way to all vehicles and pedestrians.

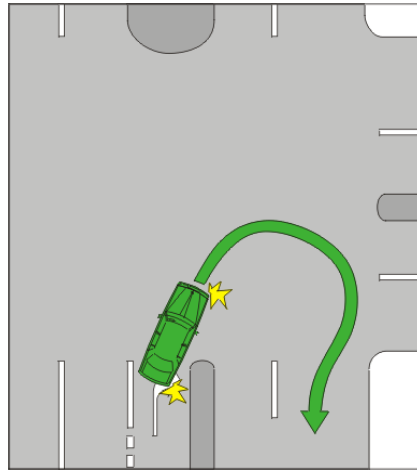
Points: 3 Modified penalty: 2 PU

- (3) A driver making a U turn shall commence the U turn —
- (a) if the carriageway where the driver is turning has a dividing line or median strip — from the lane nearest, or as near as practicable, to the dividing line or median strip; or
 - (b) in any other case — from the left of the centre of the carriageway.

Points: 2 Modified penalty: 2 PU

Example

Starting a U turn on a two-way carriageway
with a median strip



[Regulation 32 amended in Gazette 22 Dec 2006 p. 5819.]

Division 5 — Turns from a carriageway to land abutting the carriageway

33. Turns to enter abutting land

- (1) A driver who is about to make a left turn from a carriageway, to enter land abutting that carriageway, shall so drive the vehicle that, when it reaches the point at which the turn is to be made, it is —
- (a) to the left of any vehicle that is abreast of his or her own and travelling in the same direction; and
 - (b) as near as practicable to the left edge or boundary of the carriageway.

Points: 2 Modified penalty: 2 PU

- (2) Subject to subregulation (3), a driver who is about to make a right turn to enter land abutting a carriageway shall —
- (a) where he or she is travelling on a two-way carriageway, approach the point at which the turn is to be made so that the vehicle is to the left of, parallel with, and as near as practicable to, the centre of the carriageway; and

Road Traffic Code 2000

Part 4 Making turns

Division 5 Turns from a carriageway to land abutting the carriageway

r. 33

- (b) where he or she is travelling on a one-way carriageway, approach the point at which the turn is to be made so that the vehicle is parallel with and as near as practicable to, the right boundary of the carriageway.

Points: 2 Modified penalty: 2 PU

- (3) Subregulation (2) does not apply where a vehicle is in a marked lane that has a sign alongside or over it or markings on its surface indicating that a right turn shall, or may be, made by vehicles in that lane.

[Regulation 33 amended in Gazette 22 Dec 2006 p. 5819.]

Part 5 — Turning and stop signals

34. Terms used in this Part

- (1) In this Part, a driver is **“turning left”** if the driver is doing any of the following:
 - (a) turning left;
 - (b) changing lanes to the left;
 - (c) diverging to the left;
 - (d) entering a marked lane, or a line of traffic, to the left;
 - (e) moving to the left from a stationary position;
 - (f) turning left into a marked lane, or a line of traffic, from a median strip parking area;
 - (g) at a T-intersection where the continuing road curves to the right — leaving the continuing road to proceed straight ahead onto the terminating road.

- (2) In this Part, a driver is **“turning right”** if the driver is doing any of the following:
 - (a) turning right;
 - (b) changing marked lanes to the right;
 - (c) diverging to the right;
 - (d) entering a marked lane, or a line of traffic, to the right;
 - (e) moving to the right from a stationary position;
 - (f) turning right into a marked lane, or a line of traffic, from a median strip parking area;
 - (g) making a U turn;
 - (h) at a T-intersection where the continuing road curves to the left — leaving the continuing road to proceed straight ahead onto the terminating road.

- (3) In this Part, a rider is not taken to be **“turning right”** if the rider is making a hook turn in accordance with regulation 28.

35. When drivers are to give signals

A driver shall not turn right or left, or stop or suddenly decrease speed, without giving warning of his or her intentions, by a signal as prescribed by this Part.

[Regulation 35 amended in Gazette 1 Dec 2000 p. 6753.]

36. How drivers are to give signals

- (1) A driver who is required to give a signal of intention to turn right or left, or to drive a public bus out from a bus embayment shall, where the vehicle is equipped with the appropriate flashing light signalling device or illuminated indicator in working order, give the signal by means of that flashing light signalling device or illuminated indicator.

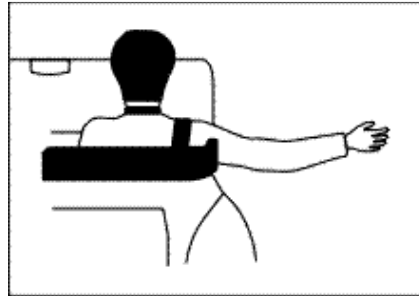
Points: 2 Modified penalty: 2 PU

- (2) A driver who is required to give a signal of intention to turn right shall, where the vehicle is not equipped with an appropriate flashing light signalling device or illuminated indicator in working order, give the signal —
- (a) by means of a hand-shaped signalling device; or
 - (b) by fully extending his or her right arm and hand horizontally beyond the right side of the vehicle and approximately at right angles to the centre line of the vehicle.

Points: 2 Modified penalty: 2 PU

Example

Giving a hand signal for turning (inc. diverging)
to the right



- (3) A rider of a bicycle who is required to give a signal of intention to turn left, shall give a signal by fully extending his or her left arm and hand horizontally beyond the left side of the vehicle and approximately at right angles to the centre line of the vehicle.

Modified penalty: 2 PU

- (4) A driver who is required to give a signal of intention to stop or to reduce speed suddenly shall, where the vehicle is equipped with a stop light or lights in working order, give the signal by means of that stop light or those lights.

Points: 2 Modified penalty: 2 PU

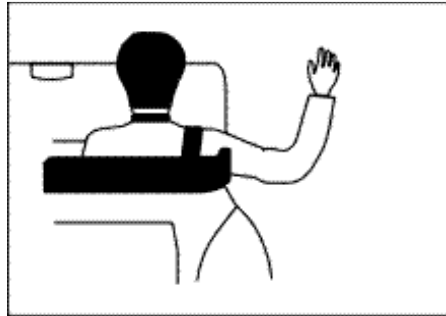
- (5) A driver who is required to give a signal of intention to stop or to reduce speed suddenly shall, where the vehicle is not equipped with a stop light or lights in working order, give the signal —

- (a) by means of a hand-shaped signalling device; or
- (b) by extending his or her right arm beyond the right side of the vehicle with the upper arm horizontal and the forearm and fingers pointing upwards.

Points: 2 Modified penalty: 2 PU

Example

Giving a hand signal for stopping or reducing speed suddenly



- (6) Despite subregulation (5), the rider of a motor cycle may give the hand signal to stop or to reduce speed suddenly by extending the left arm and hand at right angles from the left side of the motor cycle, with the upper arm horizontal and the forearm and hand pointing upwards, and with the hand open and the palm facing the direction of travel.
- (7) Nothing in this regulation —
 - (a) prevents a driver who complies with subregulation (1) or (4) from also giving the arm and hand signal that he or she would be required to give if the vehicle were not equipped with the appropriate flashing light signalling device, illuminated indicator or stop light or lights as the case may be; or
 - (b) requires the driver of a vehicle, which is not a bicycle, to give a signal of intention to turn left if the vehicle is not equipped with a flashing light signalling device or illuminated indicator capable of being used to give such a signal.

37. How long should the signals be given

- (1) A driver shall give —
 - (a) a signal to turn right or left; or
 - (b) any signal required to be given where a vehicle is not equipped with a flashing light signalling device or illuminated indicator capable of being used to give such a signal,

for long enough to give sufficient warning to other drivers and pedestrians.

Points: 2 Modified penalty: 2 PU

- (2) In addition to subregulation (1), a driver shall give a signal prescribed by this Part, where he or she intends —
- (a) to join a line of traffic and the vehicle is stationary at the side of a carriageway, or in a centre of the road parking area — continuously for 5 seconds before pulling out;
 - (b) to stop or suddenly reduce speed — while the brakes are being applied; and
 - (c) to drive a public bus away from a bus embayment or from the side of a carriageway — for at least 5 seconds.

Points: 2 Modified penalty: 2 PU

38. Use of signalling devices

- (1) A driver shall not permit a signalling device to be operated, except for the purpose of giving a signal in accordance with the provisions of these regulations (including operation as part of the vehicle's hazard warning lights).

Modified penalty: 1 PU

- (2) A driver shall not permit a signalling device on the vehicle to remain in operation after the completion of the turn in respect of which the device was put into operation.

Modified penalty: 1 PU

Part 6 — Traffic-control signals (traffic lights and twin alternating red lights)

Division 1 — Obeying traffic-control signals (traffic lights)

39. Effect of a circular green signal or green arrow

- (1) If a traffic-control signal facing a driver displays a circular green signal the driver may —
 - (a) proceed straight ahead; or
 - (b) turn right or turn left, if the driver —
 - (i) does not conflict or interfere with pedestrians crossing the roadway;
 - (ii) does not turn the vehicle contrary to an instruction on a traffic sign at the intersection; and
 - (iii) gives way to any vehicle on the right and, if turning right, gives way to any vehicle that has entered or is approaching the intersection from the opposite direction.

Modified penalty: 3 PU

- (2) The display of a green arrow on a traffic-control signal is a direction to a driver facing it that opposing traffic has been stopped to enable him or her to proceed, or that traffic does not conflict with his or her proceeding, in the direction indicated by the arrow; and, where the arrow has not come into operation, the display of a circular green signal, alone, is a direction to a driver facing it that he or she may make the turn that would otherwise be indicated by the arrow, but only if the movement can be made with safety, in the face of oncoming traffic.

40. Stopping for a circular red signal or red arrow

- (1) If a traffic-control signal facing a driver displays a circular red signal —
- (a) subject to regulation 43, the driver shall not proceed beyond the stop line associated with the signal;
 - (b) if there is a “stop here on red signal” sign at or near the signal, but no stop line, the driver shall not proceed beyond the sign; or
 - (c) in the absence of a stop line, the driver shall not proceed beyond a point adjacent to the nearest appropriate traffic-control signal.

Points: 3 Modified penalty: 3 PU

Stop here on red signal sign

(writing and edging in red)



- (2) If a traffic-control signal facing a driver displays a red arrow signal —
- (a) subject to regulation 43, the driver shall not proceed beyond the stop line associated with the signal;
 - (b) if there is a “stop here on red arrow” sign at or near the signal, but no stop line, the driver shall not proceed beyond the sign; or
 - (c) in the absence of a stop line, the driver shall not proceed beyond a point adjacent to the nearest appropriate traffic-control signal,

as the case may be, in the direction indicated by the arrow.

Road Traffic Code 2000

Part 6 Traffic-control signals (traffic lights and twin alternating red lights)

Division 1 Obeying traffic-control signals (traffic lights)

r. 41

Points: 3 Modified penalty: 3 PU
Stop here on red arrow sign
(writing and edging in red)



41. Stopping for a circular yellow signal or yellow arrow

- (1) If a traffic-control signal facing a driver displays a steady circular yellow signal or a yellow arrow, the driver shall not proceed beyond the stop line associated with the signal or the stop line of the lane associated with the signal or in the absence of a stop line, at a point adjacent to the nearest appropriate traffic-control signal, unless the driver is so close to the stop line, or traffic-control signal, when the circular yellow signal or yellow arrow first appears, that the driver cannot safely stop the vehicle before passing over the stop line.

Points: 2 Modified penalty: 2 PU

- (2) If a traffic-control signal facing a driver displays a steady circular yellow signal or a yellow arrow and the driver cannot safely stop the vehicle in accordance with subregulation (1), but can stop safely before entering the intersection, the driver shall stop before entering the intersection.

Points: 2 Modified penalty: 2 PU

- (3) If a traffic-control signal facing a driver displays a steady circular yellow signal or a yellow arrow and the driver is not able to stop safely under subregulation (1) or (2), and enters the intersection, the driver shall leave the intersection as soon as the driver can do so safely.

Modified penalty: 2 PU

[Regulation 41 amended in Gazette 22 Dec 2006 p. 5819.]

42. Exceptions (red and yellow signals with a green arrow)

If a traffic-control signal facing a driver displays a green arrow, in conjunction with a circular red or yellow signal, the driver may proceed, but only in the direction indicated by the arrow.

43. Turning left on a red signal

Despite regulation 40, a driver may turn left at an intersection —

- (a) at which there is a traffic-control signal facing the driver and displaying a circular red signal, alone; and
- (b) at or near which there is a “left turn on red permitted after stopping” sign,

if —

- (c) before starting to make the turn, the driver —
 - (i) stops the vehicle as near as possible to, but without passing over, the stop line associated with the traffic-control signal; or
 - (ii) in the absence of a stop line, stops the vehicle, without entering the intersection, at a point adjacent to the nearest appropriate traffic-control signal;

and

- (d) the driver can make the turn with safety.

Points: 3 Modified penalty: 3 PU

Left turn on red after stopping sign

Road Traffic Code 2000

Part 6 Traffic-control signals (traffic lights and twin alternating red lights)

Division 1 Obeying traffic-control signals (traffic lights)

r. 44



44. What to do if signals change when intersection congested etc.

- (1) This regulation applies to a driver —
- (a) if a traffic-control signal facing the driver displays a circular green signal at an intersection and the driver has stopped after the stop line, “stop here on red signal” sign, or nearest or only traffic lights, at the intersection; or
 - (b) if a traffic-control signal facing the driver at an intersection displays a green traffic arrow and the driver is turning in the direction indicated by the arrow but the driver has stopped after the stop line, “stop here on red arrow” sign, or nearest or only traffic arrows, at the intersection.

- (2) Subject to this regulation, if the traffic-control signals change to yellow or red while a driver is stopped and the driver has not fully entered the intersection, the driver shall not begin to enter the intersection, or proceed further into the intersection.

Points: 3 Modified penalty: 3 PU

- (3) Despite subregulation (2) —
- (a) if the traffic-control signals are at an intersection with a “left turn on red after stopping” sign and the driver is turning left at the intersection, the driver may turn left after stopping;
 - (b) if a traffic-control signal facing the driver at an intersection changes, to display a circular red signal, but a green traffic arrow is also displayed and the driver is turning in the direction indicated by the arrow, the driver

may continue to turn in the direction of the arrow if safe to do so.

- (4) If the traffic-control signals change to yellow or red while the driver is stopped and the driver has fully entered the intersection, the driver shall leave the intersection as soon as the driver can do so safely.

Modified penalty: 2 PU

[Regulation 44 amended in Gazette 22 Dec 2006 p. 5819.]

Division 2 — Giving way at traffic-control signals (traffic lights)

45. Right of way during turns at an intersection with traffic-control signals

- (1) A driver who intends to turn, is turning or has turned, right at an intersection with traffic-control signals shall give way to any oncoming vehicle that is going straight ahead or turning left at the intersection (except a vehicle turning left using a slip lane).

Points: 3 Modified penalty: 3 PU

- (2) A driver who intends to turn, is turning or has turned, left at an intersection with traffic-control signals and a “left turn on red after stopping” sign shall give way to any vehicle approaching from the right, turning right at the intersection into the carriageway the driver is entering or making a U turn at the intersection.

Points: 3 Modified penalty: 3 PU

- (3) A driver turning to the right or left (except a driver turning left using a slip lane) at an intersection with traffic-control signals shall give way to all pedestrians.

Points: 3 Modified penalty: 3 PU

Examples

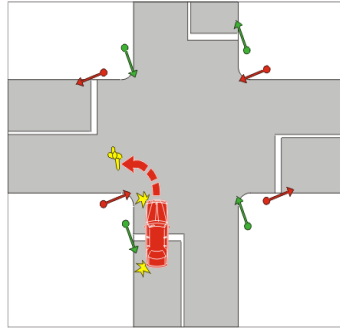
Road Traffic Code 2000

Part 6 Traffic-control signals (traffic lights and twin alternating red lights)

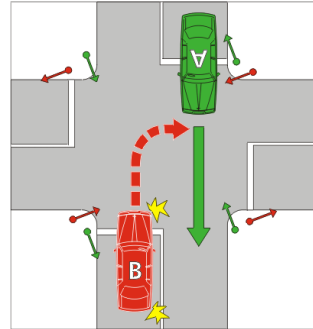
Division 2 Giving way at traffic-control signals (traffic lights)

r. 46

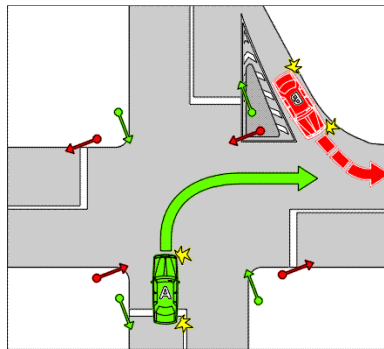
Example 1
Giving way to a pedestrian on the carriageway the driver is entering



Example 2
Driver turning right giving way to an oncoming vehicle going straight ahead



Example 3
Driver turning right does not have to give way to an oncoming vehicle that is turning left into the carriageway the driver is entering using a slip lane



46. Giving way at an intersection with traffic-control signals not operating or only partly operating

- (1) If all the traffic-control signals facing a driver approaching an intersection do not appear to be functioning, or are displaying a flashing yellow signal, and there is a traffic light-stop sign, the driver shall treat that intersection as if the driver were facing a “stop” sign and no traffic-control signals under regulation 50.

Points: 3 Modified penalty: 3 PU

Traffic light-stop sign

(background in red)

- (2) If all the traffic-control signals facing a driver approaching an intersection do not appear to be functioning, or display a flashing yellow signal and there is no traffic light-stop sign facing the driver, the driver shall treat that intersection as if the driver were at an intersection under regulation 55 or a T-intersection under regulation 56, as the case requires, that is not controlled by traffic-control signals or does not have a “stop” sign, stop line, “give way” sign, or give way line that applies to the driver.

Points: 3 Modified penalty: 3 PU

- (3) Despite subregulations (1) and (2), a driver may only proceed beyond the stop line associated with traffic-control signals facing a driver that do not appear to be functioning, or display flashing yellow signals, or (in the absence of a stop line) beyond a point adjacent to the nearest signals, if the driver —

[(a) deleted]

- (b) does not turn the vehicle contrary to an instruction on a traffic sign at the intersection; and

[(c) deleted]

- (d) complies with any direction by a member of the Police Force, if a member of the Police Force is in attendance regulating traffic.

Points: 3 Modified penalty: 3 PU

[Regulation 46 amended in Gazette 8 Feb 2008 p. 316-7.]

Road Traffic Code 2000

Part 6 Traffic-control signals (traffic lights and twin alternating red lights)

Division 2 Giving way at traffic-control signals (traffic lights)

r. 47

47. Giving way at a flashing yellow traffic arrow at an intersection

A driver turning in the direction indicated by a flashing yellow traffic arrow at an intersection with traffic-control signals shall give way to —

- (a) any vehicle travelling on the carriageway the driver is entering;
- (b) any pedestrian at or near the intersection who is on the carriageway the driver is entering; and
- (c) if the driver is turning right — any oncoming vehicle that is going straight ahead or turning left at the intersection (except a vehicle turning left using a slip lane).

Points: 3 Modified penalty: 3 PU

48. Giving way at a crossing (other than at an intersection) with a flashing yellow traffic-control signal

If a driver is approaching or at a marked foot crossing (except at or near an intersection) with a flashing yellow traffic-control signal at the crossing, the driver shall —

- (a) give way to any pedestrian on the crossing;
- (b) not obstruct any pedestrian on the crossing; and
- (c) not pass a vehicle that is travelling in the same direction as the driver and is stopping, or has stopped, to give way at the crossing.

Points: 3 Modified penalty: 2 PU

[Regulation 48 amended in Gazette 22 Dec 2006 p. 5819.]

Division 3 — Twin alternating red lights

49. Stopping for twin alternating red lights (except at level crossings)

- (1) If a driver is approaching or at a traffic-control signal displaying twin alternating red lights (other than at a level crossing) and there is a stop line at or near the lights and the driver can stop safely before reaching the stop line, the driver shall stop as near as practicable to, but before reaching, the stop line.

Points: 3 Modified penalty: 3 PU

- (2) If a driver is approaching or at a traffic-control signal displaying twin alternating red lights (other than at a level crossing) and there is no stop line at or near the lights and the driver can stop safely before reaching the lights, the driver shall stop as near as practicable to, but before reaching, the lights.

Points: 3 Modified penalty: 3 PU

- (3) If a driver stops for a traffic-control signal displaying twin alternating red lights, the driver shall not proceed until the lights are not showing.

Points: 3 Modified penalty: 3 PU

Part 7 — Giving way

Division 1 — Places with a stop sign, stop line, give way sign or give way line applying to the driver

50. Stopping and giving way at a stop sign or stop line at an intersection without traffic-control signals

- (1) This regulation does not apply to a driver approaching or at an intersection if the intersection is controlled by traffic-control signals.
- (2) A driver approaching or at an intersection with a “stop” sign or stop line shall —
 - (a) stop at the stop line; or
 - (b) if there is no stop line, stop as near as practicable to, but before entering, the intersection.

Points: 3 Modified penalty: 3 PU

Stop sign

(background in red)



- (3) A driver approaching or at an intersection with a “stop” sign or stop line shall give way to a vehicle in, entering or approaching the intersection except —
 - (a) an oncoming vehicle turning right at the intersection, if a “stop” sign, stop line, “give way” sign or give way line applies to the driver of the oncoming vehicle;
 - (b) a vehicle turning left at the intersection using a slip lane; or

(c) a vehicle making a U turn.

Points: 3 Modified penalty: 3 PU

(4) If a driver at an intersection with a “stop” sign or stop line is turning left or right or making a U turn, the driver shall also give way to any pedestrian at or near the intersection on the carriageway, or part of the carriageway the driver is entering.

Points: 3 Modified penalty: 3 PU

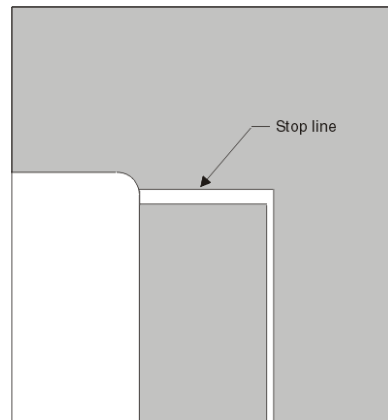
(5) On or after 1 March 2001, if a driver at an intersection is turning left using a slip lane with a “stop” sign or stop line, the driver shall give way to any pedestrian on the slip lane.

Points: 3 Modified penalty: 3 PU

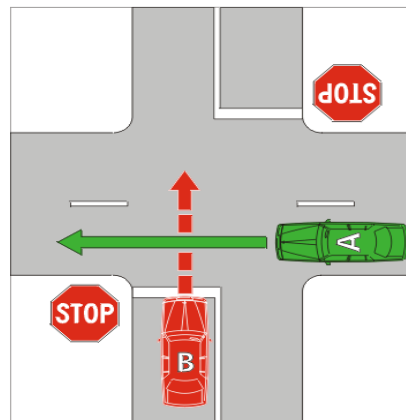
(6) In this regulation, an oncoming vehicle travelling through a T-intersection on the continuing carriageway is taken not to be turning.

Examples

Example 1
Stop line



Example 2
Stopping and giving way at a stop sign to a vehicle on the right



In example 2, vehicle B must stop and give way to vehicle A.

Road Traffic Code 2000

Part 7 Giving way

Division 1 Places with a stop sign, stop line, give way sign or give way line applying to the driver

r. 51

51. Stopping and giving way at a stop sign or stop line at other places

- (1) This regulation does not apply to a driver if the driver is approaching or at an intersection, children's crossing, level crossing, or a place with twin alternating red lights.
- (2) A driver approaching or at a place with a "stop" sign or stop line shall —
 - (a) stop at the stop line; or
 - (b) if there is no stop line, stop as near as practicable to, but before, the "stop" sign.

Points: 3 Modified penalty: 3 PU

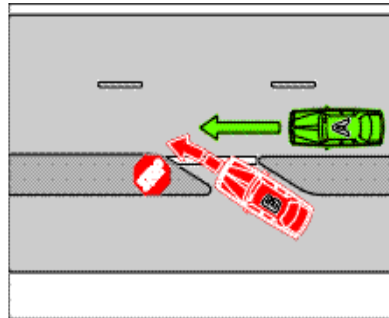
- (3) A driver approaching or at a place with a "stop" sign or stop line shall give way to any vehicle or pedestrian at or near the "stop" sign or stop line.

Points: 3 Modified penalty: 3 PU

Examples

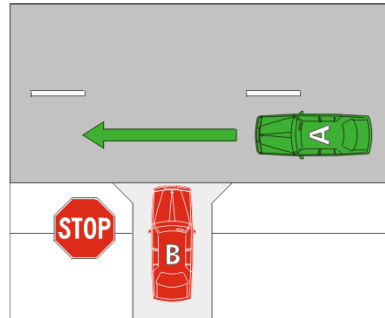
Example 1

Stopping and giving way at a stop sign at a break in a dividing strip



Example 2

Stopping and giving way at a stop sign where a carpark exit joins a carriageway



In each example, vehicle B must stop and give way to vehicle A.

52. Giving way at a give way sign or give way line at an intersection

- (1) A driver at an intersection with a “give way” sign or give way line shall give way to a vehicle in, entering or approaching the intersection except —
- (a) an oncoming vehicle turning right at the intersection, if a “stop” sign, stop line, “give way” sign or give way line applies to the driver of the oncoming vehicle;
 - (b) a vehicle turning left at the intersection using a slip lane;
or
 - (c) a vehicle making a U turn.

Points: 3 Modified penalty: 3 PU

Give way sign

(triangle in red)



- (2) If a driver at an intersection with a “give way” sign or give way line is turning left or right or making a U turn, the driver shall give way to any pedestrian at or near the intersection on the carriageway, or part of the carriageway, the driver is entering.

Points: 3 Modified penalty: 3 PU

Road Traffic Code 2000

Part 7 Giving way

Division 1 Places with a stop sign, stop line, give way sign or give way line applying to the driver

r. 52

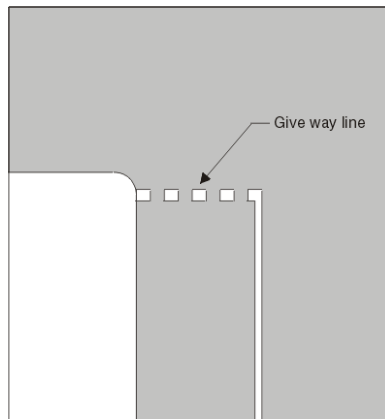
- (3) On or after 1 March 2001, if a driver at an intersection is turning left using a slip lane with a “give way” sign or give way line, the driver shall give way to any pedestrian on the slip lane.

Points: 3 Modified penalty: 3 PU

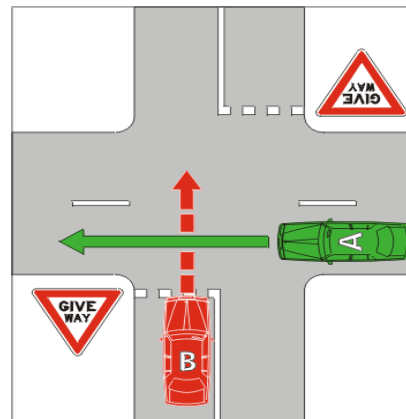
- (4) In this regulation, an oncoming vehicle travelling through a T-intersection on the continuing carriageway is taken not to be turning.

Examples

Example 1
Give way line



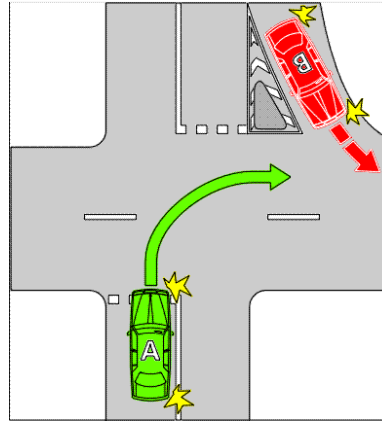
Example 2
Giving way at a give way sign to a vehicle on the right



In example 2, vehicle B must give way to vehicle A.

Example 3

Driver turning right at a give way line does not have to give way to a vehicle turning left using a slip lane



In example 3, vehicle B must give way to vehicle A.

53. Giving way at a give way sign at a bridge or length of narrow carriageway

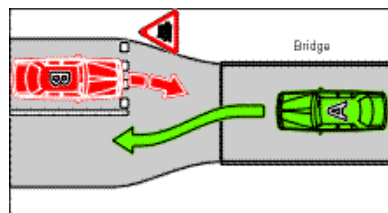
The driver of a vehicle approaching a bridge or length of narrow carriageway with a “give way” sign shall give way to any oncoming vehicle that is on the bridge or length of carriageway when the driver reaches the sign.

Points: 3 Modified penalty: 3 PU

Examples

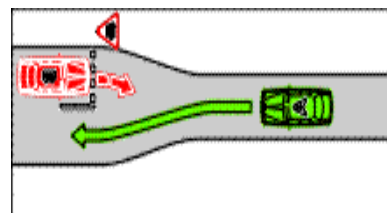
Example 1

Giving way at a bridge



Example 2

Giving way at a length of narrow carriageway



Road Traffic Code 2000

Part 7 Giving way

Division 1 Places with a stop sign, stop line, give way sign or give way line applying to the driver

r. 54

In each example, vehicle B must give way to vehicle A.

54. Giving way at a give way sign or give way line at other places

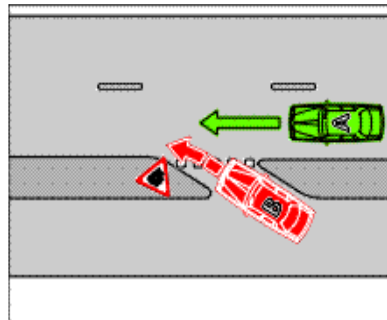
- (1) This regulation does not apply to a driver if the driver is approaching or at an intersection, children's crossing, level crossing, or a place with twin alternating red lights.
- (2) A driver approaching or at a place with a "give way" sign or give way line shall give way to any vehicle or pedestrian at or near the "give way" sign or give way line.

Points: 3 Modified penalty: 3 PU

Examples

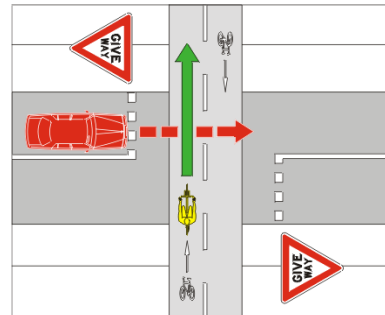
Example 1

Giving way at a give way sign at a break in a dividing strip



Example 2

Giving way at a give way sign where a bicycle path meets a carriageway



In example 1, vehicle B must give way to vehicle A.

In example 2, the motor vehicle must give way to the bicycle.

Division 2 — Giving way at an intersection without traffic-control signals or a stop sign, stop line, give way sign or give way line applying to the driver

55. Giving way at an intersection (except a T-intersection or roundabout)

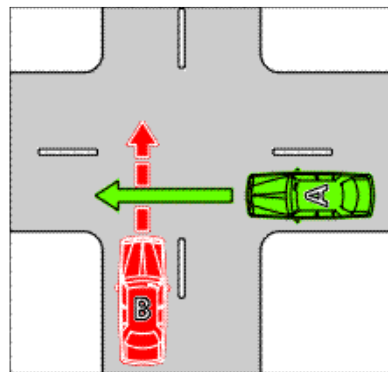
- (1) This regulation does not apply to a driver at a T-intersection or roundabout, or at an intersection controlled by traffic-control signals or with a “stop” sign, stop line, “give way” sign, or give way line that applies to that driver.
- (2) If a driver at an intersection is going straight ahead, the driver shall give way to any vehicle approaching from the right, unless a “stop” sign, stop line, “give way” sign or give way line applies to the driver of the approaching vehicle.

Points: 3 Modified penalty: 3 PU

Examples

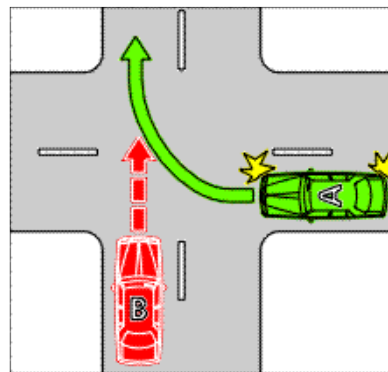
Example 1

Driver going straight ahead giving way to a vehicle on the right that is going straight ahead



Example 2

Driver going straight ahead giving way to a vehicle on the right that is turning right



In each example, vehicle B must give way to vehicle A.

Road Traffic Code 2000

Part 7 Giving way

Division 2 Giving way at an intersection without traffic-control signals or a stop sign, stop line, give way sign or give way line applying to the driver

r. 55

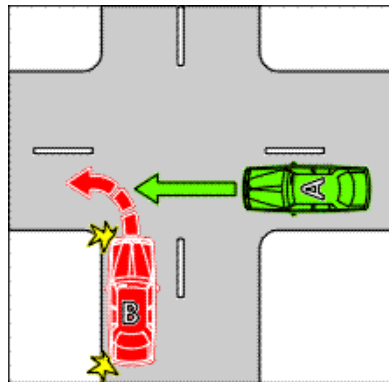
- (3) If a driver at an intersection is turning left (except if the driver is using a slip lane), the driver shall give way to —
- (a) any vehicle approaching from the right, unless a “stop” sign, stop line, “give way” sign or give way line applies to the driver of the approaching vehicle; and
 - (b) any pedestrian at or near the intersection on the carriageway the driver is entering.

Points: 3 Modified penalty: 3 PU

Examples

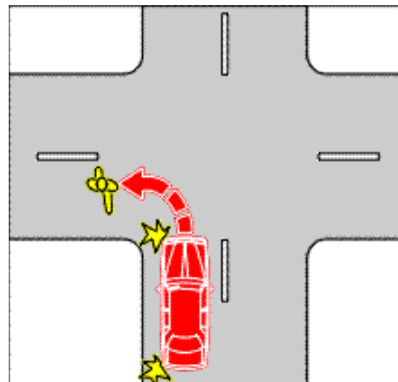
Example 3

Driver turning left giving way to a vehicle on the right that is going straight ahead



Example 4

Driver turning left giving way to a pedestrian on the carriageway the driver is entering



In example 3, vehicle B must give way to vehicle A.
In example 4, the vehicle must give way to the pedestrian.

- (4) If a driver at an intersection is turning left using a slip lane, the driver shall give way to any vehicle approaching from the right or turning right at the intersection into the carriageway the driver is entering (except a vehicle making a U turn at the intersection).

Points: 3 Modified penalty: 3 PU

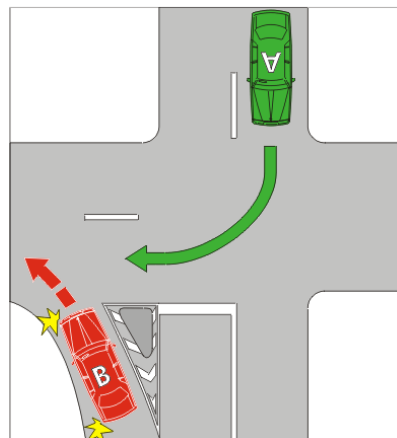
- (5) On or after 1 March 2001, if a driver at an intersection is turning left using a slip lane, the driver shall give way to any pedestrian on the slip lane.

Points: 3 Modified penalty: 3 PU

Example

Example 5

Driver turning left using a slip lane giving way to a vehicle that is turning right into the carriageway the driver is entering



In this example, vehicle B must give way to vehicle A.

- (6) If a driver at an intersection is turning right, the driver shall give way to —

Road Traffic Code 2000

Part 7 Giving way

Division 2 Giving way at an intersection without traffic-control signals or a stop sign, stop line, give way sign or give way line applying to the driver

r. 55

- (a) any vehicle approaching from the right unless a “stop” sign, stop line, “give way” sign or give way line applies to the driver of the approaching vehicle;
 - (b) any oncoming vehicle that is going straight ahead or turning left at the intersection unless —
 - (i) a “stop” sign, stop line, “give way” sign, or give way line applies to the driver of the oncoming vehicle; or
 - (ii) the oncoming vehicle is turning left using a slip lane;
- and
- (c) any pedestrian at or near the intersection on the carriageway the driver is entering.

Points: 3 Modified penalty: 3 PU

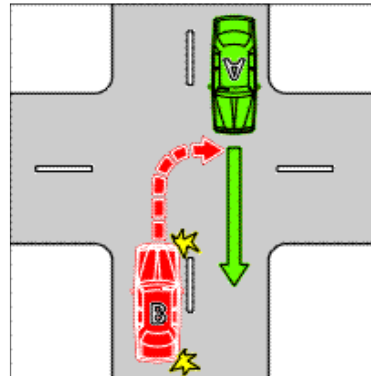
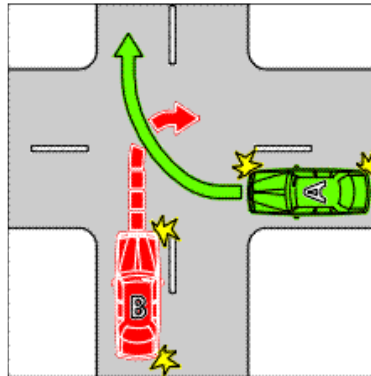
Examples

Example 6

Driver turning right giving way to a vehicle on the right that is turning right into the carriageway the driver is leaving

Example 7

Driver turning right giving way to an oncoming vehicle that is going straight ahead on the carriageway the driver is leaving



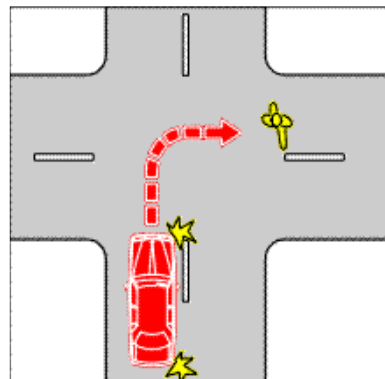
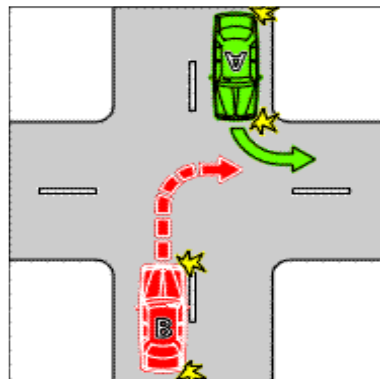
In examples 6 and 7, vehicle B must give way to vehicle A.

Example 8

Driver turning right giving way to an oncoming vehicle that is turning left into the carriageway the driver is entering

Example 9

Driver turning right giving way to a pedestrian on the carriageway the driver is entering



In example 8, vehicle B must give way to vehicle A.

In example 9, the vehicle must give way to the pedestrian.

56. Giving way at a T-intersection

- (1) This regulation applies to a driver at a T-intersection that is not controlled by traffic-control signals, or does not have a “stop”

Road Traffic Code 2000

Part 7 Giving way

Division 2 Giving way at an intersection without traffic-control signals or a stop sign, stop line, give way sign or give way line applying to the driver

r. 56

sign, stop line, “give way” sign, or give way line, that applies to that driver.

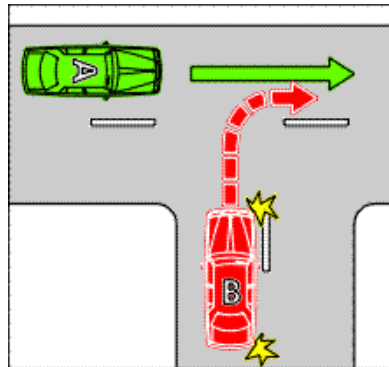
- (2) If a driver at a T-intersection is turning left (except if the driver is using a slip lane), or right, from the terminating road into the continuing road, the driver shall give way to —
- (a) any vehicle travelling on the continuing road; and
 - (b) any pedestrian on the continuing road at or near the intersection.

Points: 3 Modified penalty: 3 PU

Examples

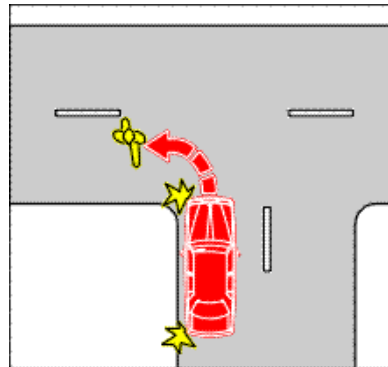
Example 1

Driver turning right from the terminating road giving way to a vehicle on the continuing road



Example 2

Driver turning left (except if the driver is using a slip lane) from the terminating road giving way to a pedestrian on the continuing road



In example 1, vehicle B must give way to vehicle A.
In example 2, the vehicle must give way to the pedestrian.

- (3) If a driver at a T-intersection is turning left from the terminating road into the continuing road using a slip lane, the driver shall give way to —
- (a) any vehicle travelling on the continuing road; and
 - (b) any pedestrian on the slip lane.

Points: 3 Modified penalty: 3 PU

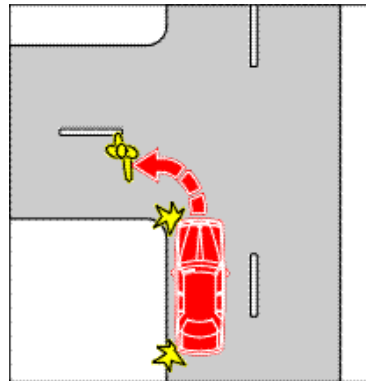
- (4) If a driver at a T-intersection is turning left (except if the driver is using a slip lane) from the continuing road into the terminating road, the driver shall give way to any pedestrian on the terminating road at or near the intersection.

Points: 3 Modified penalty: 3 PU

Example

Example 3

Driver turning left (except if the driver is using a slip lane) from the continuing road giving way to a pedestrian on the terminating road



In this example, the vehicle must give way to the pedestrian.

Road Traffic Code 2000

Part 7 Giving way

Division 2 Giving way at an intersection without traffic-control signals or a stop sign, stop line, give way sign or give way line applying to the driver

r. 56

- (5) If a driver at a T-intersection is turning from the continuing road into the terminating road using a slip lane, the driver shall give way to —
- (a) any vehicle approaching from the right; and
 - (b) any pedestrian on the slip lane.

Points: 3 Modified penalty: 3 PU

- (6) If a driver at a T-intersection is turning right from the continuing road into the terminating road, the driver shall give way to —
- (a) any oncoming vehicle that is travelling through the intersection on the continuing road or turning left at the intersection; and
 - (b) any pedestrian on the terminating road at or near the intersection.

Points: 3 Modified penalty: 3 PU

- (7) In this regulation —

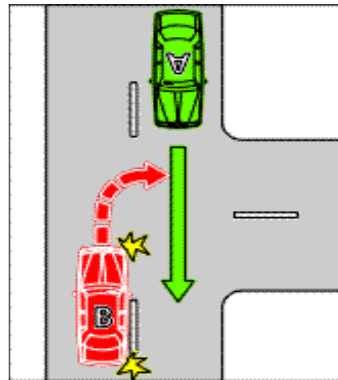
“turning left from the continuing road into the terminating road”, for a driver, includes, where the continuing road curves to the right at a T-intersection, leaving the continuing road to proceed straight ahead onto the terminating road;

“turning right from the continuing road into the terminating road”, for a driver, includes, where the continuing road curves to the left at a T-intersection, leaving the continuing road to proceed straight ahead onto the terminating road.

Examples

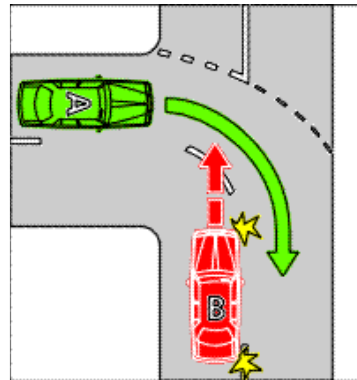
Example 4

Driver turning right from the continuing road giving way to an oncoming vehicle travelling through the intersection on the continuing road



Example 5

Driver turning right from the continuing road giving way to an oncoming vehicle travelling through the intersection on the continuing road



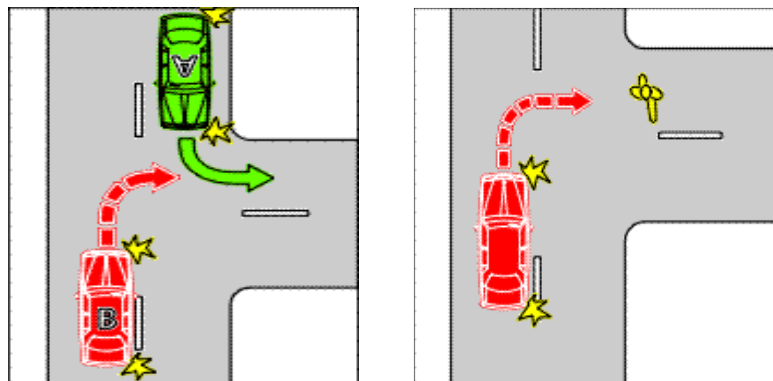
Example 5 shows a T-intersection where the continuing road (which is marked with broken white lines) goes around a corner. Vehicle B is leaving the continuing road to enter the terminating road. In examples 4 and 5, vehicle B must give way to vehicle A.

Example 6

Driver turning right from the continuing road giving way to an oncoming vehicle turning left from the continuing road

Example 7

Driver turning right from the continuing road giving way to a pedestrian on the terminating road



In example 6, vehicle B must give way to vehicle A.

In example 7, the vehicle must give way to the pedestrian.

[Regulation 56 amended in Gazette 8 Feb 2008 p. 317.]

Division 3 — Entering or leaving land abutting a carriageway or road

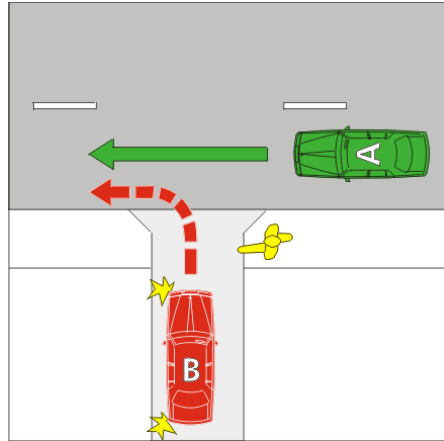
57. Giving way when entering a carriageway from land abutting a carriageway or road

- (1) A driver entering a carriageway from land abutting the carriageway, without a traffic-control signal or a “stop” sign, stop line, “give way” sign or give way line, shall give way to —
 - (a) any vehicle travelling on the carriageway or turning into the carriageway (except a vehicle turning right into the carriageway from land abutting the carriageway);
 - (b) any pedestrian on the carriageway; and
 - (c) any vehicle or pedestrian on any land abutting the carriageway (including a path) that the driver crosses to enter the carriageway.

Points: 3 Modified penalty: 3 PU

Example

Driver entering a carriageway from land abutting the
carriageway giving way to a pedestrian on the footpath
and a vehicle on the carriageway



In this example, vehicle B must give way to the pedestrian on the footpath and to vehicle A.

- (2) On or before 31 May 2001, a driver that is approaching, or has arrived at, an intersection (other than a T-intersection) by or from an unsealed carriageway shall give way to —
- (a) all vehicles travelling in either direction along the sealed carriageway; and
 - (b) all vehicles turning or intending to turn preparatory to leaving the sealed carriageway to enter the unsealed carriageway.

Points: 3 Modified penalty: 3 PU

[Regulation 57 amended in Gazette 22 Dec 2006 p. 5819.]

58. Giving way when entering land abutting a carriageway or road from a carriageway

A driver entering land abutting a carriageway or road from a place on a carriageway without a traffic-control signal or a “stop” sign, stop line, “give way” sign or give way line, shall give way to —

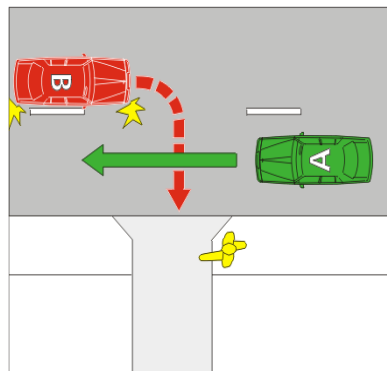
- (a) any pedestrian on the carriageway;
- (b) any vehicle or pedestrian on any land abutting the carriageway that the driver crosses or enters;
- (c) if the driver is turning right from the carriageway — any oncoming vehicle on the carriageway that is going straight ahead or turning left; and
- (d) if the carriageway the driver is leaving ends at a T-intersection opposite the land abutting the carriageway and the driver is crossing the continuing road — any vehicle on the continuing road.

Points: 3 Modified penalty: 3 PU

Examples

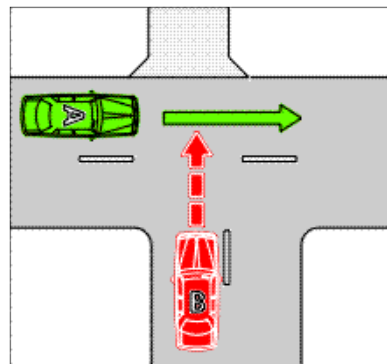
Example 1

Driver turning right from a carriageway into land abutting a carriageway giving way to an oncoming vehicle that is going straight ahead and to a pedestrian on the footpath



Example 2

Driver crossing a continuing road at a T-intersection to enter land abutting a carriageway giving way to a vehicle on the continuing road



In each example, vehicle B must give way to vehicle A. In example 1, vehicle B must also give way to the pedestrian on the footpath.

[Regulation 58 amended in Gazette 22 Dec 2006 p. 5819.]

Division 4 — Keeping clear of and giving way to particular vehicles

59. Giving way to public buses

- (1) A driver driving on a length of carriageway in a built-up area, in the left lane or left line of traffic, shall give way to a public bus in front of the driver if —
- (a) the public bus has stopped, or is moving slowly at the far left side of the carriageway, or in a bus embayment;
 - (b) the right indicator lights of the public bus are operating;
 - (c) the public bus is about to enter or proceed in the lane or line of traffic in which the driver is driving; and
 - (d) the public bus is displaying a “give way to buses” sign.

Points: 3 Modified penalty: 2 PU

- (2) In this regulation —

“left lane”, of a carriageway, means —

- (a) the marked lane nearest to the far left side of the carriageway (the first lane) or, if the first lane is a bicycle lane, the marked lane next to the first lane; or
- (b) if there is an obstruction in the first lane (*for example, a parked car or roadworks*) and the first lane is not a bicycle lane — the marked lane next to the first lane;

“left line of traffic”, for a carriageway, means the line of traffic nearest to the far left side of the carriageway;

“public bus” includes buses of a type, class, or function approved by the Director General for the purposes of this regulation.

Give way to buses sign

(bus, arrow and edging in green, bus indicator in yellow, words and car in red)



Note This sign may be displayed on public buses.

60. Keeping clear of police and emergency vehicles

- (1) A driver shall give way to, and make every reasonable effort to give a clear and uninterrupted passage to, every police or emergency vehicle that is displaying a flashing blue or red light (whether or not it is also displaying other lights) or sounding an alarm.

Points: 4 Modified penalty: 3 PU

- (2) This regulation applies to a driver despite any other regulation that would otherwise require the driver of a police or emergency vehicle to give way to the driver.

Division 5 — Crossings and shared zones

61. Children's crossings

- (1) A driver approaching a children's crossing shall drive at a speed at which the driver can, if necessary, stop safely before the crossing.

Modified penalty: 1 PU

- (2) A driver shall stop the vehicle before it reaches a children's crossing, if a "children crossing - stop" sign is displayed to face approaching drivers; and shall not permit any portion of the vehicle to enter upon the children's crossing, while any pedestrian is on it or while the sign is displayed.

Points: 4 Modified penalty: 4 PU

Children crossing — stop sign

(octagonal background in red)
(square background in lime/yellow)



- (3) A driver shall not enter upon, or attempt to cross, a children's crossing if the carriageway beyond it is blocked.

Modified penalty: 1 PU

Examples

The carriageway beyond the crossing may be blocked by congested traffic, a disabled vehicle, a collision between vehicles or between a vehicle and a pedestrian, or by a fallen load on the carriageway.

- (4) Where there is a stop line on the approach side of a children's crossing, any stop made under the provisions of this regulation, shall be made before reaching, and as nearly as practicable to, the stop line.
- (5) For the purposes of subregulation (2), if a children's crossing extends across a road with a median strip, the part of the children's crossing on each side of the median strip is taken to be a separate children's crossing.

[Regulation 61 amended in Gazette 8 Feb 2008 p. 317.]

62. Pedestrian crossings

- (1) A driver approaching a pedestrian crossing shall drive at a speed at which the driver can, if necessary, stop safely before the crossing.

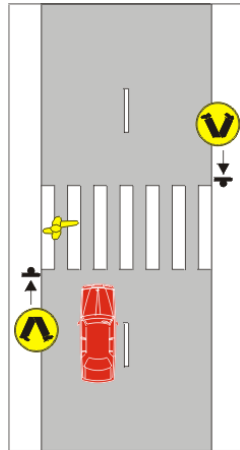
Modified penalty: 1 PU

- (2) A driver shall give way to a pedestrian who is on a pedestrian crossing.

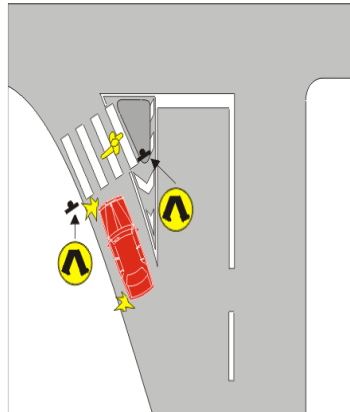
Points: 3 Modified penalty: 4 PU

Examples

Example 1
Giving way to a pedestrian on a pedestrian crossing



Example 2
Giving way to a pedestrian on a pedestrian crossing at a slip lane



In each of these examples, the driver must give way to the pedestrian on the crossing.

- (3) A driver shall stop the vehicle before it reaches a pedestrian crossing if a “children crossing – stop” sign is displayed to face approaching drivers, and shall not permit any portion of the vehicle to enter upon the pedestrian crossing while any pedestrian is on it or while the sign is displayed.

Points: 4 Modified penalty: 4 PU

Children crossing — stop sign

(octagonal background in red)
(square background in lime/yellow)



- (4) A driver shall not enter upon, or attempt to cross, a pedestrian crossing if the carriageway beyond it is blocked.

Modified penalty: 1 PU

Examples

The carriageway beyond the crossing may be blocked by congested traffic, a disabled vehicle, a collision between vehicles or between a vehicle and a pedestrian, or by a fallen load on the carriageway.

*[Regulation 62 amended in Gazette 22 Dec 2006 p. 5820;
8 Feb 2008 p. 317.]*

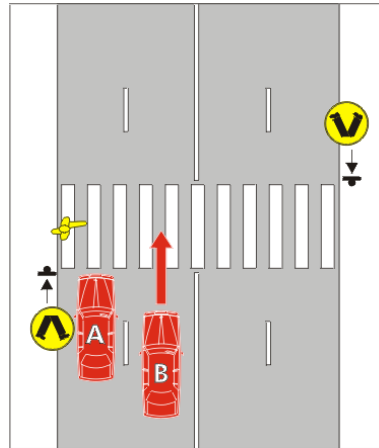
63. Overtaking or passing a vehicle at a children’s crossing or pedestrian crossing

A driver approaching a children’s crossing or a pedestrian crossing shall not overtake or pass a vehicle that is travelling in the same direction as the driver and is stopping, or has stopped, to give way to a pedestrian at the crossing.

Points: 4 Modified penalty: 4 PU

Example

Driver must not pass a vehicle that has stopped to give way to a pedestrian at a pedestrian crossing



In the example, vehicle A has stopped to give way to a pedestrian on the crossing. Vehicle B must not overtake or pass vehicle A.

64. Giving way to pedestrians in a shared zone

A driver in a shared zone shall give way to any pedestrian in the zone.

Points: 3 Modified penalty: 4 PU

Division 6 — Other give way requirements

65. Giving way when driving through a break in a median strip

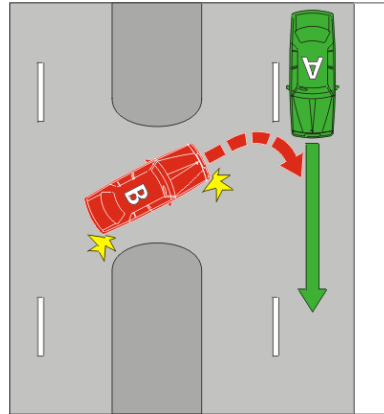
If a driver drives through a break in a median strip that has no “stop” sign, stop line, “give way” sign or give way line, the driver shall give way to any vehicle travelling on the part of the carriageway the driver is entering (except a vehicle to which a “stop” sign, stop line, “give way” sign, or give way line, applies).

Points: 3 Modified penalty: 3 PU

Examples

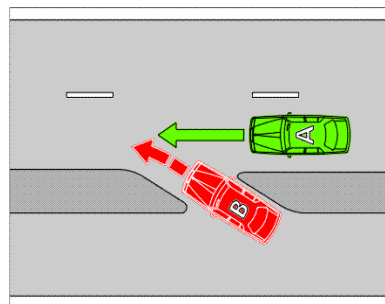
Example 1

Giving way when driving through a break in a median strip



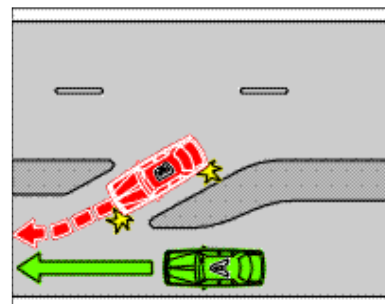
Example 2

Giving way when driving through a break in a dividing strip to leave a service road



Example 3

Giving way when driving through a break in a dividing strip to enter a service road



In each of the examples, vehicle B must give way to vehicle A.

66. Giving way on a painted island

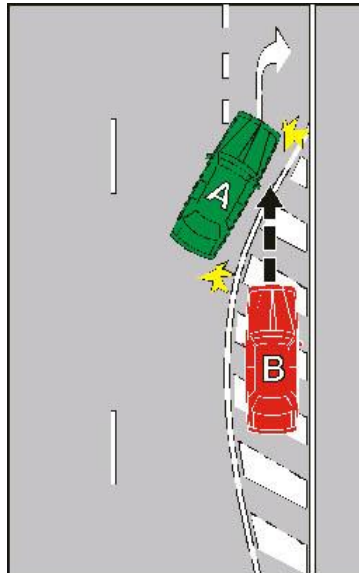
A driver entering a turning lane from a painted island shall give way to any vehicle —

- (a) in the turning lane; or
- (b) entering the turning lane from the marked lane, or line of traffic, immediately to the left of the turning lane.

Points: 3 Modified penalty: 3 PU

Example

Driver entering a turning lane from a painted island giving way to a vehicle entering the turning lane from the marked lane immediately to the left of the turning lane



In the example, vehicle B must give way to vehicle A.

[Regulation 66 amended in Gazette 22 Dec 2006 p. 5820.]

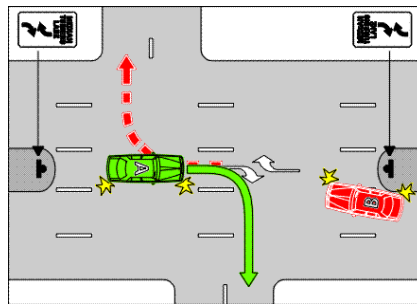
67. Giving way in a median turning bay

A driver entering a median turning bay shall give way to any oncoming vehicle already in the turning bay.

Points: 3 Modified penalty: 3 PU

Example

Giving way in a median turning bay



In the example, vehicle B must give way to vehicle A.

Median turning lane sign



Note There is another permitted version of the median turning lane sign.

[Regulation 67 amended in Gazette 22 Dec 2006 p. 5820.]

68. Giving way when moving from the boundary of a carriageway, or a parking area on or in a median strip

- (1) A driver entering a marked lane, or a line of traffic, from the boundary of a carriageway shall give way to any vehicle travelling in the lane or line of traffic.

Points: 3 Modified penalty: 3 PU

Road Traffic Code 2000

Part 7 Giving way

Division 6 Other give way requirements

r. 68

- (2) Despite subregulation (1), the driver of a public bus does not have to give way to a vehicle if —
- (a) the driver of the vehicle is required to give way to the public bus under regulation 59; and
 - (b) it is safe for the public bus to enter the lane or line of traffic in which the vehicle is driving.
- (3) A driver turning from a median strip parking area into a marked lane, or a line of traffic, shall give way to any vehicle travelling in the lane or line of traffic.

Points: 3 Modified penalty: 3 PU

[Regulation 68 amended in Gazette 22 Dec 2006 p. 5820.]

Part 8 — Traffic signs and road markings

Division 1 — Traffic signs and road markings at intersections

69. Left turn only signs

- (1) Where a carriageway at an approach to an intersection has a “left turn only” sign by the side of it, or over it, a driver entering the intersection from that carriageway shall only turn left.

Points: 3 Modified penalty: 2 PU

- (2) Where a marked lane at an approach to an intersection has a “left lane must turn left” sign by the side of, or over, the lane, a driver entering the intersection from that lane shall only turn left.

Points: 3 Modified penalty: 2 PU

Left turn only sign

Left lane must turn left sign



Note There is another permitted version of each of these signs.

70. Right turn only signs

- (1) Where a carriageway at an approach to an intersection has a “right turn only” sign by the side of it, or over it, a driver entering the intersection from that carriageway shall only turn right.

Points: 3 Modified penalty: 2 PU

- (2) Where a marked lane at an approach to an intersection has a “right lane must turn right” sign by the side of, or over, the lane, a driver entering the intersection from that lane shall only turn right.

Points: 3 Modified penalty: 2 PU

- (3) Where a driver is subject to either a “right turn only” sign, or a “right lane must turn right” sign, the driver shall not make a U turn.

Points: 3 Modified penalty: 2 PU

Right turn only sign



Right lane must turn right sign



Note There are a number of other permitted versions of the “right turn only” sign, and another permitted version of the “right lane must turn right” sign.

71. No turns signs

If there is a “no turns” sign at an intersection, a driver shall not turn left or right, or make a U turn, at the intersection.

Points: 3 Modified penalty: 2 PU

No turns sign



72. No left turn and no right turn signs

- (1) If there is a “no left turn” sign at an intersection, a driver shall not turn left at the intersection.

Points: 3 Modified penalty: 2 PU

- (2) If there is a “no right turn” sign at an intersection, a driver shall not turn right and, unless there is a “U turn permitted” sign, shall not make a U turn at the intersection.

Points: 3 Modified penalty: 2 PU

No left turn signs

No left turn sign
(Standard sign)
(circle and slash in red)



No left turn sign
(Variable illuminated message sign)
(circle and slash illuminated in red)



No right turn signs

No right turn sign
(Standard sign)
(circle and slash in red)



No right turn sign
(Variable illuminated message sign)
(circle and slash illuminated in red)



No right turn sign

(letters illuminated in white)



Note There is another permitted version of each of the “no left turn” signs and a number of other permitted versions of the “no right turn” signs.

U turn permitted sign



73. Traffic lane arrows

- (1) Subject to subregulation (2), if a driver is driving in a marked lane at an intersection and there are traffic lane arrows applying to the lane, the driver shall —
 - (a) if the arrows indicate a single direction — drive in that direction; or
 - (b) if the arrows indicate 2 or more directions — drive in one of those directions.

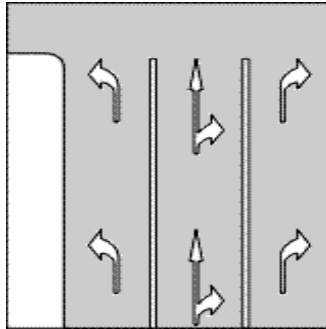
Points: 2 Modified penalty: 2 PU

- (2) Subregulation (1) does not apply to a driver if —
 - (a) the intersection is a roundabout; or
 - (b) traffic lane arrows indicate a direction to the right (whether or not they also indicate another direction) and the driver is making a U turn at the intersection.

Examples

Example 1

Traffic lane arrows on the surface of marked lanes



Example 2

Traffic lane arrows on a traffic sign



[Regulation 73 amended in Gazette 22 Dec 2006 p. 5820.]

Division 2 — Traffic signs and road markings generally

74. No overtaking or passing signs

- (1) Where a “no overtaking or passing” sign is erected to face an approaching driver, the driver shall not —
 - (a) pass the sign while any vehicle travelling in the opposite direction is on the length of carriageway to which the sign applies; or
 - (b) while on the length of carriageway to which the sign applies, overtake or pass a vehicle travelling in the same direction.

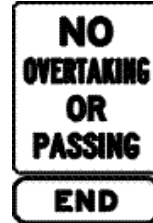
Points: 3 Modified penalty: 2 PU

- (2) A “no overtaking or passing” sign on a carriageway applies to the length of carriageway (including a length of carriageway on a bridge) beginning at the sign and ending —
- (a) if information on or with the sign indicates a distance — at that distance past the sign;
 - (b) if the sign applies to a bridge — at the end of the bridge; or
 - (c) at an “end no overtaking or passing” sign on the carriageway.

No overtaking or passing sign



End no overtaking or passing sign



75. No overtaking on bridge sign

Where a “no overtaking on bridge” sign is erected near a bridge to face an approaching driver, then the driver shall not overtake a vehicle, while between the sign and the far end of the bridge.

Points: 3 Modified penalty: 2 PU

No overtaking on bridge sign



Note There is another permitted version of this sign.

76. Emergency stopping lane only signs

The driver of a vehicle (other than a bicycle) shall not drive in a lane to which an “emergency stopping lane only” sign applies unless the driver needs to drive in the emergency stopping lane to avoid a collision, to stop in the lane in accordance with regulation 150, or because the driver’s vehicle is disabled.

Points: 2 Modified penalty: 3 PU

Emergency stopping lane only sign




77. Keep clear markings

A driver shall not stop on an area of a carriageway marked with a keep clear marking.

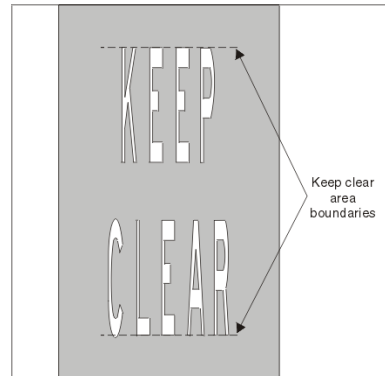
Modified penalty: 2 PU

Examples

Example 1
Keep clear marking
bounded by line road
markings



Example 2
Keep clear marking with
no line road markings



[Regulation 77 amended in Gazette 22 Dec 2006 p. 5820.]

78. Road access signs

- (1) A person shall not drive on a length of road to which a “road access” sign applies if information on or with the sign indicates that the person or the person’s vehicle is not permitted beyond the sign.

Modified penalty: 2 PU

- (2) A “road access” sign applies to the length of road beginning at the sign (including any road into which the length of road merges) and ending —
- (a) if the sign is on a freeway or on a road leading to a freeway — at an “end freeway” sign or “end road access” sign on the road; or
 - (b) if the sign is on any other road — at the nearer of the following:
 - (i) if the road ends at a T–intersection or dead end — the end of the road;
 - (ii) an “end road access” sign on the road.

Road access sign

(background in green)



End freeway sign

(background in green)



End road access sign



Note 1 There are a number of other permitted versions of the “road access” sign and the “end freeway” sign.

Note 2 A “road access” sign may indicate that it applies to different or additional vehicles or persons.

[Regulation 78 amended in Gazette 13 Jul 2001 p. 3473; 23 Sep 2003 p. 4167.]

79. Further restrictions on freeways

- (1) In addition to regulation 78, a person shall not on any portion of a freeway —
 - (a) drive a tractor, other than the prime mover type, unless the vehicle is used by an authorised body for maintenance and construction work on that road;
 - (b) drive or ride a moped or an animal; or
 - (c) ride a bicycle, except on a path.

Modified penalty: 2 PU

- (2) In subregulation (1) —

“moped” means a motor cycle that has a propelling engine having a piston displacement not exceeding 50 mL and that is designed so as not to be capable of a speed exceeding 60 km/h, whether or not it is also capable of being propelled as a pedal cycle, but does not include a power assisted pedal cycle.

[Regulation 79 amended in Gazette 13 Jul 2001 p. 3473.]

80. One-way signs

- (1) A driver shall not drive on a carriageway to which a “one-way” sign applies, except in the direction indicated by the arrow on the sign.

Points: 3 Modified penalty: 2 PU

- (2) A “one-way” sign applies to the length of carriageway beginning at the sign and ending at the nearer of the following —
- (a) a “two-way” sign on the carriageway;
 - (b) a “keep left” sign on the carriageway;
 - (c) another sign or road marking on the carriageway that indicates that the carriageway is a two-way carriageway; or
 - (d) if the carriageway ends at a T-intersection — the end of the carriageway.

One-way sign



Two-way sign



Keep left sign



Note There are a number of other permitted versions of the “one-way” sign and another permitted version of the “two-way” sign .

Note A “one-way” sign may have an arrow pointing in a different direction.

81. Keep left and keep right signs

- (1) Where a “keep left” sign is erected to face an approaching driver, a driver shall pass to the left of that sign.
Points: 3 Modified penalty: 2 PU
- (2) Where a “keep right” sign is erected to face an approaching driver, a driver shall pass to the right of that sign.
Points: 3 Modified penalty: 2 PU

Keep left sign



Keep right sign



Note There is another permitted version of the “keep right” sign.

82. No entry signs

Where a “no entry” sign is erected over or adjacent to a carriageway, to face an approaching driver, the driver shall not proceed on that carriageway beyond the sign.

Points: 3 Modified penalty: 2 PU

No entry sign

(circular background in red)



Note There are a number of other permitted versions of this sign.

83. Hand-held stop signs

- (1) A driver approaching a hand-held “stop” sign shall stop before reaching the sign.

Points: 3 Modified penalty: 2 PU

- (2) A driver who has stopped at a hand held “stop” sign shall not proceed until the holder of the sign —

- (a) no longer displays the sign towards the driver; or
(b) otherwise indicates that the driver may proceed.

Points: 3 Modified penalty: 2 PU

- (3) This regulation does not apply to a driver approaching or at a hand-held “stop” sign if the circumstances are dealt with under Part 7 Division 5 (*i.e. children’s or pedestrian crossings*).

Hand-held stop signs

(background in red)



(background in orange)



Note There are a number of other permitted versions of this sign.

Division 3 — Signs for trucks, buses and other large vehicles

84. Clearance and low clearance signs

The driver of a vehicle shall not drive past a “clearance” sign, or a “low clearance” sign, if the driver’s vehicle, any vehicle connected to it or any load carried by the vehicle, is higher than the height (in metres) indicated by the sign.

Points: 3 Modified penalty: 2 PU

Clearance sign



Low clearance sign



85. Load limit signs

- (1) A driver shall not drive past a “bridge load limit (gross mass)” sign, or “gross load limit” sign, if the total mass (in tonnes) of the driver’s vehicle and any load, together with any vehicle connected to it and any load, is more than the gross mass indicated by the sign.

Points: 3 Modified penalty: 2 PU

- (2) A driver shall not drive past a “bridge load limit (mass per axle group)” sign if the mass (in tonnes) carried by an axle group of the driver’s vehicle and its load, or the mass of an axle group of any vehicle connected to it and its load, is more than the mass indicated by the sign for the axle group.

Points: 3 Modified penalty: 2 PU

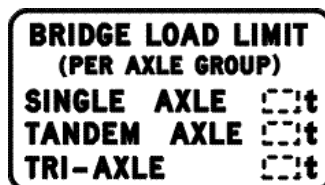
Bridge load limit (gross mass) sign



Gross load limit sign



Bridge load limit (mass per axle group) sign



Road Traffic Code 2000

Part 8 Traffic signs and road markings

Division 3 Signs for trucks, buses and other large vehicles

r. 86

Note There are a number of other permitted versions of the bridge load limit (mass per axle group) sign.

86. No trucks signs

- (1) The driver of a truck shall not drive past a “no trucks” sign that has information on or with it indicating a mass, if the GVM of that truck (or, if the driver is driving a combination, any vehicle in the combination) is more than that mass.

Points: 3 Modified penalty: 2 PU

- (2) The driver of a truck shall not drive past a “no trucks” sign that has information on or with it indicating a length, if the length of that truck (or, if the driver is driving a combination, the length of the combination) is longer than that length.

Points: 3 Modified penalty: 2 PU

- (3) The driver of a truck shall not drive past a “no trucks” sign that has no information on or with it indicating a mass or length.

Points: 3 Modified penalty: 2 PU

No trucks sign

(circle and slash in red)



- (4) It is a defence to a prosecution for an offence against subregulation (1), (2) or (3) if the driver satisfies the court that his or her destination lay beyond a “no trucks” sign and —
- (a) there was no other route by which the driver’s truck could reach that destination; or
 - (b) any other route by which the driver’s truck could have reached that destination would require the truck to pass another “no trucks” sign.

[Regulation 86 amended in Gazette 2 Oct 2007 p. 4975-6.]

87. Trucks must enter signs

If the driver of a truck drives past a “trucks must enter” sign, the driver shall enter the area indicated by information on or with the sign.

Points: 3 Modified penalty: 2 PU

Trucks must enter sign



Note There are a number of other permitted versions of this sign.

88. No buses signs

- (1) The driver of a bus shall not drive past a “no buses” sign that has information on or with it indicating a mass if the GVM of the bus is more than that mass.

Points: 3 Modified penalty: 2 PU

- (2) The driver of a bus shall not drive past a “no buses” sign that has information on or with it indicating a length if the bus is longer than that length.

Points: 3 Modified penalty: 2 PU

- (3) The driver of a bus shall not drive past a “no buses” sign that has no information on or with it indicating a mass or length.

Points: 3 Modified penalty: 2 PU

No buses sign

(circle and slash in red)



89. Buses must enter signs

If the driver of a bus drives past a “buses must enter” sign, the driver shall enter the area indicated by information on or with the sign.

Points: 3 Modified penalty: 2 PU

Buses must enter sign



Note There is another permitted version of this sign.

90. Trucks and buses low gear signs

- (1) If the driver of a truck or a bus is driving on a length of carriageway to which a “trucks and buses low gear” sign applies, the driver shall drive the truck or bus in a gear that is low enough to limit the speed of the truck or the bus without the use of a primary brake.

Points: 3 Modified penalty: 2 PU

- (2) A “trucks and buses low gear” sign on a carriageway applies to the length of carriageway beginning at the sign and ending —
- (a) if information on or with the sign indicates a distance — at that distance on the carriageway from the sign; or
 - (b) in any other case — at an “end trucks and buses low gear” sign on the carriageway.

(3) In this regulation —

“**“end trucks and buses low gear” sign**” includes a sign that simply states “end truck low gear”;

“**primary brake**” means the footbrake, or other brake, fitted to a truck that is normally used to slow or stop the vehicle;

“**“trucks and buses low gear” sign**” includes a sign that simply states that “trucks must use low gear”.

Trucks and buses low gear sign



End trucks and buses low gear sign



Note There are a number of other permitted versions of these signs.

Part 9 — Roundabouts

91. Terms used in this Part

- (1) In this Part —
- “**left turn signal**” means a signal of intention to turn left (including to diverge left) as prescribed in Part 5;
- “**right turn signal**” means a signal of intention to turn right (including to diverge right) as prescribed in Part 5;
- “**roundabout**” means an intersection that is laid out for the movement of vehicular traffic, in one direction, around a traffic island with a “roundabout” sign at each entrance.

Roundabout sign

(triangle in red)



- (2) A driver leaves a roundabout “**halfway around**” the roundabout if the driver leaves the roundabout on a carriageway that is straight ahead, or substantially straight ahead, of the carriageway on which the driver enters the roundabout.

92. Entering a multi-lane roundabout

- (1) A driver entering a roundabout from a multi-lane carriageway, or a carriageway with 2 or more lines of traffic travelling in the same direction as the driver, shall enter the roundabout in accordance —
- (a) with regulation 97; and

- (b) with this regulation (if it is consistent with regulation 97).

Modified penalty: 2 PU

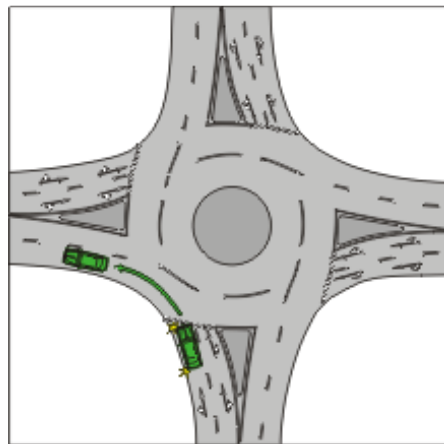
- (2) If a driver is to leave a multi-lane roundabout less than halfway around it, the driver shall enter the roundabout from the left marked lane or left line of traffic.

Modified penalty: 2 PU

Example

Example 1

Leaving a roundabout less than halfway around it



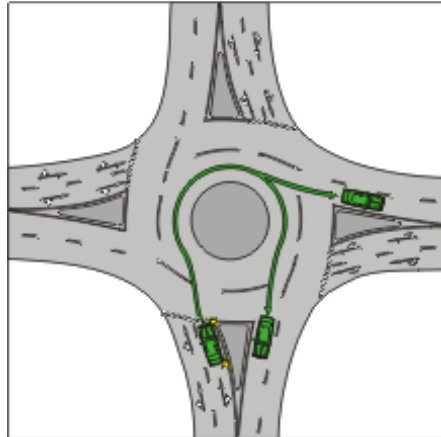
- (3) If a driver is to leave a multi-lane roundabout more than halfway around it, the driver shall enter the roundabout from the right marked lane or right line of traffic.

Modified penalty: 2 PU

Example

Example 2

Leaving a roundabout more than halfway around it

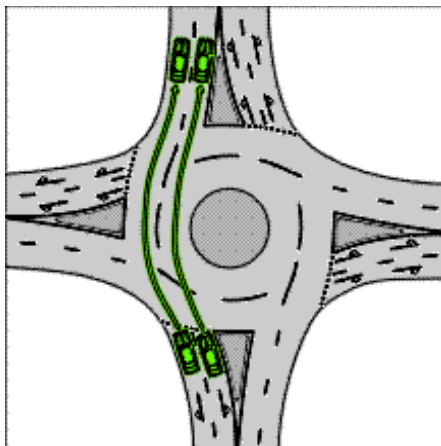


- (4) If a driver is to leave a multi-lane roundabout halfway around it, the driver may enter the roundabout from any marked lane or line of traffic.

Example

Example 3

Leaving a roundabout halfway around it



- (5) Despite subregulations (2) to (4), if a driver is entering a roundabout from a marked lane and there are traffic lane arrows applying to the lane, the driver shall —
- (a) if the arrows indicate a single direction — drive in that direction after entering the roundabout; or
 - (b) if the arrows indicate 2 or more directions — drive in one of those directions after entering the roundabout.

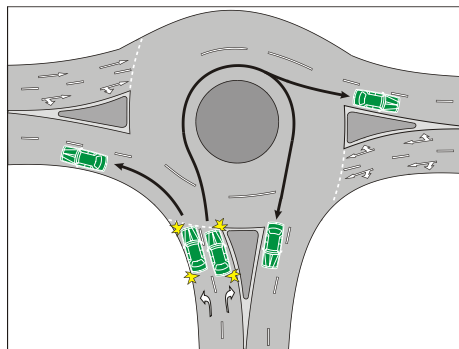
Modified penalty: 2 PU

- (6) Subregulation (3) does not apply to a rider of a bicycle or an animal.
- (7) Subregulation (5) does not apply to a rider of a bicycle or an animal if the rider is to leave the roundabout more than half way round it.

Examples

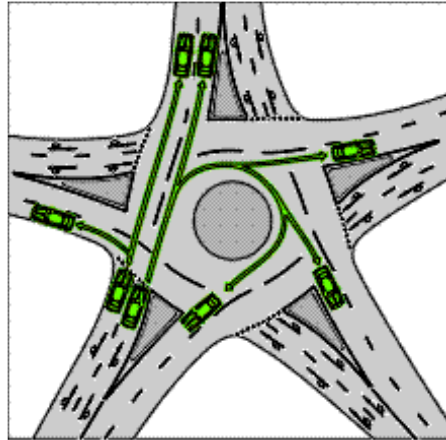
Example 4

Roundabout with 3 entry points



Example 5

Roundabout with 5 entry points



*[Regulation 92 amended in Gazette 1 Dec 2000 p. 6753;
22 Dec 2006 p. 5820.]*

93. Indicating left when entering a roundabout

- (1) This regulation applies to a driver entering a roundabout, if the driver is to leave the roundabout at the first exit after entering the roundabout and that exit is less than half way around the roundabout.
- (2) A driver shall —
 - (a) give a left turn signal when the driver is entering the roundabout; and
 - (b) continue to give a left turn signal until the driver has left the roundabout.

Points: 2 Modified penalty: 2 PU

94. Indicating right when entering a roundabout

- (1) This regulation applies to a driver entering a roundabout, if the driver is to leave the roundabout more than halfway around it.

- (2) A driver shall —
- (a) give a right turn signal when the driver is entering the roundabout; and
 - (b) continue to give the right turn signal while the driver is driving in the roundabout, unless the driver is changing marked lanes, entering another line of traffic or required by regulation 99 to give a left turn signal.

Points: 2 Modified penalty: 2 PU

95. Right of way in a roundabout

A driver entering a roundabout shall give way to a vehicle that is within the roundabout.

Points: 3 Modified penalty: 3 PU

96. Driving through a roundabout

- (1) A driver passing through a traffic roundabout shall drive to the left of the central traffic island, unless subregulation (2) or (3) applies to the driver.

Points: 3 Modified penalty: 3 PU

- (2) This subregulation applies to a driver if —
- (a) the driver's vehicle is too large to drive in the roundabout without driving on the edge of the central traffic island; and
 - (b) the driver can safely drive on the edge of the central traffic island.
- (3) This subregulation applies to a driver if —
- (a) the driver's vehicle is too large to drive in the roundabout without driving over the central traffic island; and

- (b) the central traffic island is designed to allow a vehicle of that kind to be driven over it.

97. Obeying marked arrows when driving in or leaving a roundabout

If a driver is driving in a marked lane in a roundabout and there are arrows marked on the surface of the road applying to the lane, the driver shall —

- (a) if the arrows indicate a single direction — drive in or leave the roundabout in that direction; or
- (b) if the arrows indicate 2 or more directions — drive in or leave the roundabout in one of those directions.

Points: 2 Modified penalty: 2 PU

[Regulation 97 amended in Gazette 22 Dec 2006 p. 5820.]

98. Indicating when changing lanes or lines of traffic in a roundabout

- (1) A driver driving in a roundabout shall give a left turn signal before the driver changes lanes to the left, or enters a line of traffic to the left, in the roundabout.

Points: 2 Modified penalty: 2 PU

- (2) A driver driving in a roundabout shall give a right turn signal before the driver changes lanes to the right, or enters a line of traffic to the right, in the roundabout.

Points: 2 Modified penalty: 2 PU

99. Indicating left when leaving a roundabout

A driver driving in a roundabout shall, if practicable, give a left turn signal when leaving the roundabout.

Points: 2 Modified penalty: 2 PU

100. Rider of a bicycle or animal to give way to a vehicle leaving a roundabout

The rider of a bicycle or an animal who is riding in the far left marked lane of a roundabout with 2 or more marked lanes, or the far left line of traffic in a roundabout with 2 or more lines of traffic, shall give way to any vehicle leaving the roundabout.

Modified penalty: 2 PU

Part 10 — Level crossings

101. Stopping at a level crossing

- (1) A driver approaching a level crossing with a “stop” sign shall stop the vehicle —
- (a) before the stop line, or if there is no stop line before the “stop” sign; and
 - (b) give way to any train on, approaching or entering the crossing.

Points: 3 Modified penalty: 4 PU

Stop sign
(background in red)



- (2) If a driver approaching a level crossing is directed or instructed to stop by a railway employee, the driver shall stop the vehicle, and the driver shall not proceed except in accordance with the railway employee’s direction.

Points: 3 Modified penalty: 2 PU

102. Approaching trains

- (1) A driver shall not enter a level crossing if an approaching train is visible or emits an audible signal and there is danger of collision between the driver’s vehicle and the train, and the driver shall not proceed until he or she has ascertained that in the circumstances it is safe to do so.

Points: 4 Modified penalty: 4 PU

- (2) A driver shall not enter a level crossing where twin alternating red lights are flashing or a warning bell is ringing at or near the level crossing, and the driver shall not proceed until the lights or bell have ceased to flash or ring unless otherwise directed or instructed by a railway employee.

Points: 4 Modified penalty: 4 PU

103. Giving way at a level crossing

A driver approaching, or at, a level crossing with a “give way” sign shall give way to any train on, approaching or entering the crossing.

Points: 4 Modified penalty: 4 PU

Give way sign
(triangle in red)



104. What to do if traffic is congested

A driver approaching a level crossing shall not enter the level crossing where, by reason of traffic congestion, he or she is not immediately able to lawfully drive the vehicle over and clear of the level crossing, and shall not proceed until he or she can so drive the vehicle over and clear of the level crossing.

Points: 4 Modified penalty: 4 PU

105. Leaving a level crossing

A driver who enters a level crossing shall leave the level crossing as soon as he or she can do so safely.

Points: 4 Modified penalty: 4 PU

106. Stopping at a level crossing when vehicle is carrying dangerous goods

The driver of a vehicle that is carrying any explosive, inflammable, corrosive or poisonous gas, liquid or material of any kind (other than fuel in the fuel tank of the vehicle) shall stop the vehicle before passing over a level crossing that is not equipped with twin alternating red lights or gates, booms or other barriers for closing the crossing to road traffic and shall not proceed until the driver has ascertained that he or she may do so without danger of conflict with a train.

Points: 4 Modified penalty: 4 PU

107. Driving around boom gates

A person shall not drive a vehicle through, around or under any gate, boom or barrier at a level crossing or enter upon the crossing while the gate, boom or barrier is closed or is being opened or closed to road traffic.

Points: 4 Modified penalty: 4 PU

Part 11 — Keeping left, overtaking and other driving provisions

Division 1 — General

108. Obstruction of vehicles and pedestrians

- (1) A person shall not, with intent to hinder or obstruct the passage of any vehicle or vehicles on a carriageway, park or stop a vehicle on the carriageway in such a manner as to cause the passage of any other vehicle on the carriageway to be obstructed or hindered.
- (2) A driver shall not unreasonably obstruct the path of another driver or a pedestrian.
- (3) In subregulation (2), a driver does not unreasonably obstruct the path of another driver or a pedestrian only because —
 - (a) the driver is stopped in traffic; or
 - (b) the driver is driving more slowly than other vehicles (unless the driver is driving abnormally slowly in the circumstances).

Example of a driver driving abnormally slowly

A driver driving at a speed of 20 km/h on a length of carriageway to which a speed-limit of 80 km/h applies when there is no reason for the driver to drive at that speed on the length of carriageway.

109. Keeping a safe distance behind vehicles

Except when overtaking and passing, the driver of any vehicle shall, when following another vehicle, keep such distance behind it as will enable the driver to stop the vehicle in an emergency with safety, and without running into the vehicle in front of him or her.

Points: 1 Modified penalty: 2 PU

110. Keeping a minimum distance between long vehicles

(1) In this regulation —

“**long vehicle**” means a vehicle or combination 7.5 m or more in length, inclusive of any projection and of its load;

“**required distance**”, for a long vehicle outside a built-up area, means 200 m.

(2) The driver of a long vehicle when following another long vehicle shall, wherever conditions permit, keep the vehicle not less than the required distance behind the other vehicle unless the driver is —

(a) on a carriageway provided with 2 or more marked lanes available exclusively for vehicles travelling in the same direction as that in which the long vehicle is travelling; or

(b) overtaking or passing.

Points: 1 Modified penalty: 2 PU

111. No entry to choked intersection

(1) A driver shall not enter upon, or attempt to cross, an intersection, whether or not it is controlled by a traffic-control signal, if the intersection or the carriageway beyond it is blocked.

Modified penalty: 2 PU

Examples

The intersection, or a carriageway beyond the intersection, may be blocked by congested traffic, a disabled vehicle, a collision between vehicles or between a vehicle and a pedestrian, or by a fallen load on the carriageway.

(2) The provisions of subregulation (1) apply —

(a) despite the instruction of a traffic-control signal to proceed; and

(b) in addition to the provisions of regulations 61(3), 62(4) and 145(2).

[Regulation 111 amended in Gazette 22 Dec 2006 p. 5820.]

Division 2 — Keeping to the left

112. Keeping as far left as practicable

- (1) Except where these regulations provide otherwise, a driver shall keep the vehicle as close as practicable to the left boundary of the carriageway, except where 2 or more lanes marked on the carriageway are available exclusively for vehicles travelling in the same direction.

Points: 2 Modified penalty: 1 PU

- (2) Subregulation (1) does not apply if the vehicle is a motor cycle.

[Regulation 112 amended in Gazette 22 Dec 2006 p. 5820.]

113. Restriction on use of right lane

- (1) In this regulation —

“marked lane” does not include —

- (a) a lane set aside exclusively for vehicles making a left or right turn;
- (b) a special purpose lane; or
- (c) any other lane that is not for the use of general traffic on the carriageway;

“right lane”, in relation to 2 or more marked lanes that are available exclusively for vehicles travelling in the same direction, means the marked lane that is further or furthest to the right side of the carriageway.

- (2) This regulation applies to a driver driving on a carriageway that has 2 or more marked lanes available exclusively for vehicles travelling in the same direction where —

- (a) the speed limit is 90 km/h or more; or
- (b) a “keep left unless overtaking” sign applies to that part of the carriageway,

Road Traffic Code 2000

Part 11 Keeping left, overtaking and other driving provisions

Division 2 Keeping to the left

r. 113

or both.

- (3) A driver shall not drive the vehicle in the right lane unless —
- (a) the driver is turning right, or making a U turn from the centre of the road, and is giving a right turn signal;
 - (b) the driver is overtaking;
 - (c) a “left lane must turn left” sign or left traffic arrows apply to any other lane, and the driver is not turning left,
 - (d) the driver is required to drive in the right lane under regulation 137;
 - (e) the driver is avoiding an obstruction; or
 - (f) the traffic in each other lane travelling in the same direction is congested.

Points: 2 Modified penalty: 1 PU

Left lane must turn left sign



- (4) A “keep left unless overtaking” sign applies to a length of carriageway beginning at the sign and ending at the nearest of the following:
- (a) an “end keep left unless overtaking” sign;
 - (b) a road sign or road marking that indicates the carriageway is no longer a multi-lane carriageway;

- (c) if the carriageway ends at a T-intersection or dead end — the end of the carriageway.

Keep left unless overtaking
sign



End keep left unless
overtaking sign



- (5) The Director General, by notice published in the *Gazette* —
- (a) may declare that this regulation does not apply to the driving of a vehicle on a carriageway described in the notice; and
 - (b) may vary or revoke a previous notice under this subregulation.

114. Keeping to the left of oncoming vehicles

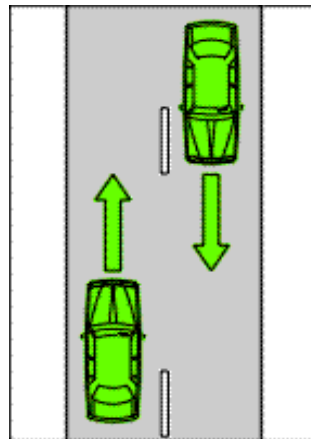
A driver passing a vehicle travelling in the opposite direction shall keep to the left of that vehicle unless —

- (a) the driver is turning right at an intersection;
- (b) the driver is passing an oncoming vehicle turning right at the intersection; and
- (c) there is no road sign or road marking indicating that the driver must pass to the left of the oncoming vehicle.

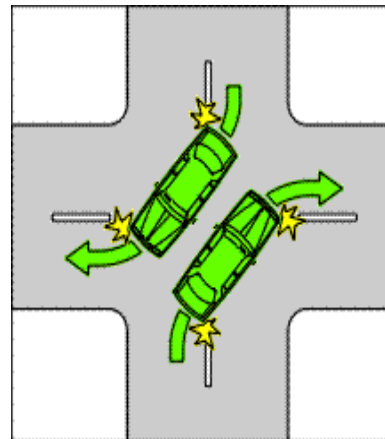
Points: 3 Modified penalty: 2 PU

Examples

Example 1
Driving to the left of an
oncoming vehicle



Example 2
Oncoming vehicles turning
right passing to the right of
each other



115. Keeping to the left of marked or unmarked two-way carriageway

- (1) Except where these regulations otherwise provide, a driver on a two-way carriageway without a dividing line or median strip shall travel to the left of the carriageway, unless the driver can see ahead for a distance sufficient to enable him or her to do so with safety or without interfering with the progress of any oncoming vehicle.

Points: 3 Modified penalty: 3 PU

- (2) Except where these regulations otherwise provide, a driver on a two-way carriageway without a median strip shall not permit any portion of the vehicle to travel on or over or to the right of the centre of the carriageway when —
- (a) approaching a crest of a gradient; or

(b) approaching, or upon, a curve,
unless the driver can see ahead for a distance sufficient to
enable him or her to do so with safety or without interfering
with the progress of any oncoming vehicle.

Points: 3 Modified penalty: 3 PU

116. Keeping left of continuous dividing lines

Where a carriageway is marked with a dividing line
comprising —

- (a) 2 continuous lines;
- (b) a continuous line on the left of a broken or dotted line;
or
- (c) a continuous line,

a driver shall not permit any portion of the vehicle to travel on,
over, or to the right of, the dividing line except for the purpose
of making a right turn or a U turn, where permissible.

Points: 3 Modified penalty: 3 PU

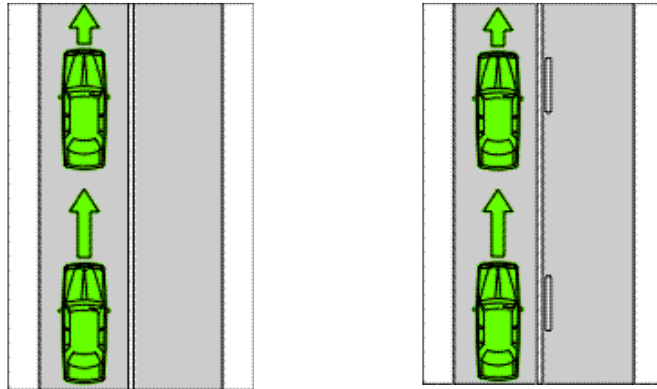
Examples

Example 1

Driving to the left of a
single continuous dividing
line only

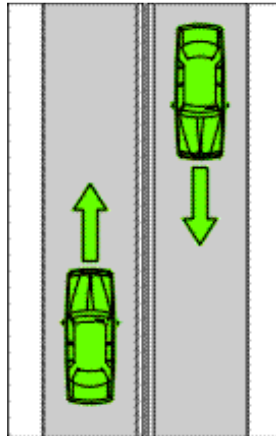
Example 2

Driving to the left of a
single continuous dividing
line to the left of a broken
dividing line



Example 3

Driving to the left of 2 parallel continuous dividing lines



117. Keeping to the left of a median strip

Where a road is divided by a median strip, a driver shall not drive upon the median strip, or the carriageway to the right of the median strip, unless the driver is —

- (a) entering or driving in a median strip parking area;
- (b) required to drive to the right of the median strip by a “keep right” sign; or

- (c) using a special purpose lane as permitted by information on the sign applicable to that lane.

Points: 3 Modified penalty: 3 PU

Keep right sign



[Regulation 117 amended in Gazette 22 Dec 2006 p. 5820.]


118. Service roads

- (1) A driver on a part of the road that is a service road (except a service road to which a “two-way” sign applies) shall drive in the same direction as a vehicle travelling on the carriageway used by the main body of moving vehicles in the marked lane or line of traffic closest to the service road.

Points: 1 Modified penalty: 1 PU

- (2) In this Part, a service road to which a “two-way” sign applies is treated as if it were a separate two-way carriageway.

Two-way sign



Note for diagram There is another permitted version of the “two-way” sign.

119. Driving on or across a median strip, painted island etc.

- (1) A person shall not drive a vehicle on a traffic island or median strip except at a place designed and constructed, or improved, for use by vehicular traffic.

Points: 1 Modified penalty: 2 PU

- (2) A person shall not drive a vehicle on or over a painted island unless —
- (a) it is to enter or leave the carriageway;
 - (b) it is to avoid an obstruction, in accordance with regulation 120(4); or
 - (c) it is to enter a turning lane that begins immediately after the painted island.

Points: 3 Modified penalty: 2 PU

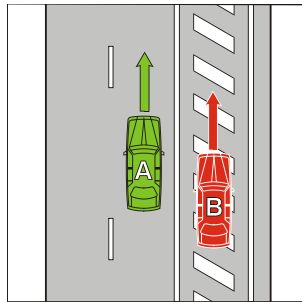
- (3) Despite subregulation (2), a driver shall not drive on a painted island for more than 50 m.

Points: 1 Modified penalty: 2 PU

- (4) Subregulation (1) does not apply to a central traffic island in a roundabout.

Note A driver must drive to the left of the central traffic island in a roundabout except in certain circumstances.

Example



In this example, it is unlawful for vehicle B to have commenced driving on the painted island unless B intends to enter or leave the carriageway, or enter

a turning lane, immediately after the painted island. In any case, B cannot drive on the painted island for more than 50 m.

*[Regulation 119 amended in Gazette 23 Sep 2003 p. 4168;
22 Dec 2006 p. 5820.]*

120. Avoiding obstructions on a carriageway

- (1) A driver on a two-way carriageway without a dividing line or median strip may drive to the right of the carriageway or into the other carriageway to avoid an obstruction if —
 - (a) the driver has a clear view of any approaching traffic;
 - (b) it is necessary and reasonable, in all the circumstances, for the driver to drive in that manner to avoid the obstruction; and
 - (c) the driver can do so safely.
- (2) A driver on a two-way carriageway with a dividing line may drive to the right of the dividing line to avoid an obstruction if —
 - (a) the driver has a clear view of any approaching traffic;
 - (b) it is necessary and reasonable, in all the circumstances, for the driver to drive to the right of the dividing line to avoid the obstruction; and
 - (c) the driver can do so safely.
- (3) In subregulation (2), if the dividing line is a single continuous dividing line to the left of a broken dividing line, a single continuous dividing line only or 2 parallel continuous dividing lines, the hazard in driving to the right of such a dividing line must be taken into account in deciding whether it is reasonable to drive to the right of the dividing line.
- (4) A driver may drive on a dividing strip, or on or over a single continuous line, or 2 parallel continuous lines, or on or over a painted island, to avoid an obstruction if —
 - (a) the driver has a clear view of any approaching traffic;

- (b) it is necessary and reasonable to drive on the dividing strip or painted island to avoid the obstruction; and
- (c) the driver can do so safely.

[Regulation 120 amended in Gazette 23 Sep 2003 p. 4168.]

Division 3 — Overtaking

121. No overtaking unless safe to do so

When a driver overtakes a vehicle on a two-way carriageway, he or she shall not drive to the right of the centre of the carriageway, unless the right side of the carriageway is free of oncoming traffic sufficiently far ahead to permit the overtaking movement to be completed with safety.

Points: 2 Modified penalty: 2 PU

122. Overtaking

- (1) When overtaking a moving vehicle, a driver of a vehicle (other than a bicycle) shall, except as provided in subregulations (2) and (3), pass to the right of that vehicle, at a safe distance.

Points: 2 Modified penalty: 2 PU

- (2) Where a carriageway is a one-way carriageway, or has 2 or more marked lanes for vehicles travelling in the same direction, a driver may overtake and pass to the left of a vehicle, if conditions permit him or her to do so with safety.

- (3) A driver overtaking a vehicle making, or apparently about to make, a right turn shall pass to the left of it and of any vehicle that may be stationary behind it.

Points: 2 Modified penalty: 2 PU

- (4) The rider of a bicycle shall not ride past, or overtake, to the left of a vehicle that is making, or apparently about to make, a left turn, or is signalling a left turn.

Modified penalty: 2 PU

123. Passing or overtaking a vehicle displaying a do not overtake turning vehicle sign

- (1) A driver shall not drive past, or overtake, to the left of a vehicle or combination displaying a “do not overtake turning vehicle” sign if that vehicle or combination is turning left or is giving a left turn signal, unless it is safe to do so.

Points: 2 Modified penalty: 2 PU

- (2) A driver shall not drive past, or overtake, to the right of a vehicle or combination displaying a “do not overtake turning vehicle” sign if that vehicle or combination is turning right, or making a U turn from the centre of the road, or is giving a right turn signal, unless it is safe to do so.

Points: 2 Modified penalty: 2 PU

Do not overtake turning vehicle signs

(background in yellow)

(top right portion in red, remainder of background in yellow)



[Regulation 123 amended in Gazette 1 Dec 2000 p. 6754.]

124. Keeping a safe distance when overtaking

A driver overtaking a vehicle —

- (a) shall pass the vehicle at a sufficient distance to avoid a collision with that vehicle or to avoid obstructing the path of that vehicle; and
- (b) shall not return to the marked lane or line of traffic where the vehicle is travelling until the driver is a sufficient distance past that vehicle to avoid a collision

with that vehicle or to avoid obstructing the path of that vehicle.

Points: 2 Modified penalty: 2 PU

125. Courtesy when overtaking

- (1) Except where overtaking on the left is permitted, a driver being overtaken shall move to the left in favour of the overtaking vehicle, and shall not increase the speed of the vehicle, until it has been completely passed by the overtaking vehicle.

Points: 2 Modified penalty: 2 PU

- (2) A driver shall not drive a vehicle on a road in such a manner as to prevent another vehicle from overtaking and passing him or her.

Points: 2 Modified penalty: 2 PU

Division 4 — Driving in marked lanes or lines of traffic

126. Driving in single lane on a carriageway

- (1) A driver shall drive the vehicle as nearly as practicable entirely within a single marked lane or in a single line of traffic and shall not move laterally from any such lane or line of traffic until he or she can do so with safety.

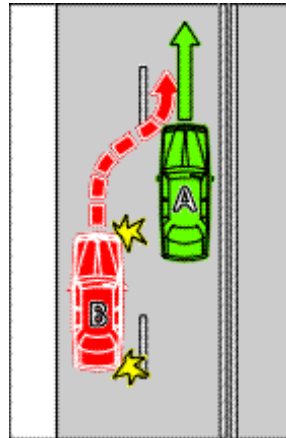
Points: 2 Modified penalty: 2 PU

- (2) A driver who is moving laterally from any single marked lane or line of traffic shall give way to any vehicle travelling in the same direction as the driver in the marked lane or line of traffic into which the driver is moving.

Points: 3 Modified penalty: 2 PU

Example 1

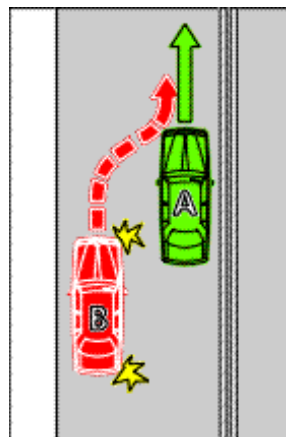
Giving way when moving from one marked lane to another marked lane



In this example, vehicle B must give way to vehicle A.

Example 2

Giving way when moving laterally from one line of traffic to another line of traffic (when the lines are not merging)



In this example, vehicle B must give way to vehicle A.

[Regulation 126 amended in Gazette 22 Dec 2006 p. 5820.]

127. Moving from one marked lane to another marked lane across a continuous line separating the lanes

- (1) Where a portion of a road is divided longitudinally by single, continuous lines, into 2 or more lanes, a person shall not drive a vehicle across any of those lines.

Points: 2 Modified penalty: 2 PU

- (2) The provisions of subregulation (1) do not apply to a driver intending to make a left turn or a right turn, if —
- (a) the driver's vehicle or combination, together with any load or projection, is 7.5 m long, or longer;
 - (b) the rearmost part of the vehicle (or of the combination, if that is the case) displays a "do not overtake turning vehicle" sign;
 - (c) any part of the vehicle is within 50 m of the nearest point of the intersection;
 - (d) (where a driver intends to turn right) it is not practicable for the driver to turn right from within the right lane;
 - (e) (where a driver intends to turn left) it is not practicable for the driver to turn left from within the left lane; and
 - (f) the driver can safely occupy the next marked lane and can safely turn at the intersection by occupying the next marked lane, or both lanes.
- (3) The provisions of subregulation (1) do not apply to a driver on a multi-lane carriageway with a continuous line separating the lanes if —
- (a) the driver is avoiding an obstruction;
 - (b) the driver is obeying a traffic-control signal applying to the first marked lane; or
 - (c) either of the marked lanes is a special purpose lane in which the driver is permitted to drive and the driver is moving to or from the special purpose lane.

[Regulation 127 amended in Gazette 1 Dec 2000 p. 6754.]

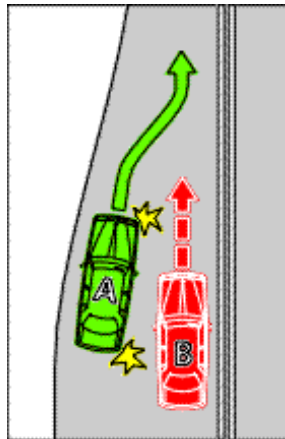
128. Giving way when lines of traffic merge into a single line of traffic

A driver in a line of traffic, that is merging with one or more lines of traffic travelling in the same direction as the driver, shall give way to a vehicle in another line of traffic if any part of the vehicle is ahead of the driver's vehicle.

Points: 2 Modified penalty: 2 PU

Example

Giving way when lines of traffic merge into a single line of traffic



In this example, vehicle B must give way to vehicle A.

129. Driving on or across a continuous white edge line

The driver of a vehicle (other than a bicycle or an animal) shall not drive on, over or outside a continuous white edge line on a carriageway unless the driver is —

- (a) turning at an intersection;
- (b) entering or leaving the carriageway;

- (c) entering a part of the carriageway of one kind from a part of the carriageway of another kind (*for example, moving to or from a service road or an emergency stopping lane*);
- (d) overtaking a vehicle that is turning right, or making a U turn from the centre of the carriageway, and is giving a right turn signal;
- (e) driving a slow-moving vehicle;
- (f) stopping at the side of the carriageway;
- (g) driving a vehicle that is too wide, or too long, to drive on the carriageway without driving on or over the edge line; or
- (h) avoiding an obstruction.

Modified penalty: 2 PU

130. Riding a 2-wheeled vehicle alongside more than one other rider

- (1) The rider of a motor cycle, moped, power-assisted pedal cycle or bicycle shall not ride on a carriageway that is not a multi-laned carriageway alongside more than one other rider, unless the rider is overtaking the other riders.

Modified penalty: 1 PU

- (2) The rider of a motor cycle, moped, power-assisted pedal cycle or bicycle shall not ride in a marked lane on a carriageway alongside more than one other rider, unless the rider is overtaking the other riders.

Modified penalty: 1 PU

- (3) The rider of a power-assisted pedal cycle or bicycle shall not ride on a path alongside another rider, unless the rider is overtaking the other rider.

Modified penalty: 1 PU

- (4) If the rider of a motor cycle, moped, power-assisted pedal cycle or bicycle is riding on a carriageway that is not a multi-lane carriageway alongside another rider, or in a marked lane alongside another rider in the marked lane, the rider shall ride not over 1.5 m from the other rider.

Modified penalty: 1 PU

- (5) In this regulation —

“**moped**” means a motor cycle that has a propelling engine having a piston displacement not exceeding 50 mL and that is designed so as not to be capable of a speed exceeding 60 km/h, whether or not it is also capable of being propelled as a pedal cycle, but does not include a power assisted pedal cycle;

“**motor cycle**” does not include —

- (a) a 2-wheeled motor vehicle with a sidecar attached to it that is supported by a third wheel; or
- (b) a motor vehicle with 3 wheels that is ridden in the same way as a motor vehicle with 2 wheels.

Division 5 — Obeying overhead traffic-control signals applying to marked lanes

131. Overhead traffic-control signals

- (1) This regulation applies to a driver in a marked lane where separate traffic-control signals are erected over each lane of that laned carriageway.
- (2) If the overhead traffic-control signal displays an illuminated red diagonal cross or is a traffic sign displaying a red diagonal cross, the driver shall not drive in the marked lane past the signal or sign.

Points: 3 Modified penalty: 3 PU

Road Traffic Code 2000

Part 11 Keeping left, overtaking and other driving provisions

Division 6 Driving in marked lanes designated for special purposes

r. 132

- (3) If the overhead traffic-control signal displays a flashing illuminated red diagonal cross, the driver shall leave the marked lane as soon as it is safe to do so.

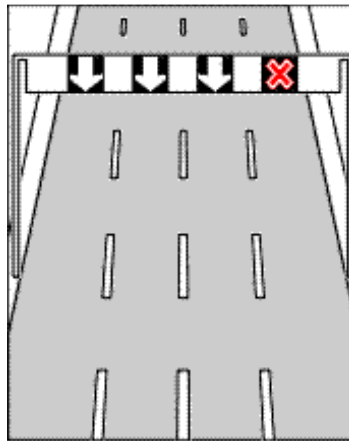
Points: 3 Modified penalty: 3 PU

- (4) If the overhead traffic-control signal displays an illuminated white, green or yellow arrow pointing downwards or indicating one or more directions, the driver may drive in the marked lane past the device.

Example

Overhead traffic-control applying to marked lanes

(cross in red)



Note If the signal displays an arrow indicating one or more directions, the device operates also as traffic lane arrows.

Division 6 — Driving in marked lanes designated for special purposes

132. Bicycle lanes

- (1) The driver of a vehicle, other than a bicycle, shall not drive in a bicycle lane, unless the driver is permitted to do so under this regulation or regulation 136.

Points: 3 Modified penalty: 2 PU

- (2) If stopping or parking is permitted at a place in a bicycle lane, the driver of a vehicle other than a bicycle may drive for up to 50 m in the bicycle lane to stop or park at that place.
- (3) The driver of a public bus, or a taxi, may drive in a bicycle lane for up to 50 m if the driver is dropping off, or picking up, passengers.

Bicycle lane sign



End bicycle lane sign

**133. Bus lanes**

A person shall not drive a vehicle along or into a bus lane unless —

- (a) the vehicle is a public bus, an emergency vehicle or a special purpose vehicle; or
- (b) the driver is permitted to do so under regulation 136.

Points: 3 Modified penalty: 2 PU

Bus lane sign



End bus lane sign




[Regulation 133 amended in Gazette 11 Jan 2002 p. 51.]

133A. Busways

- (1) A person shall not drive a vehicle along or into a busway unless —
- (a) the vehicle is a public bus, an emergency vehicle or a special purpose vehicle; or
 - (b) a taxi, and there is a sign at the beginning of the busway indicating that taxis may enter that busway.

Points: 3 Modified penalty: 2 PU

Busway sign



End busway sign



- (2) The driver of a vehicle in a busway shall use the vehicle's headlights at all times while driving in a busway.
Points: 1 Modified penalty: 2 PU
- (3) The driver of a vehicle in a busway shall maintain a minimum distance of 250 metres from any vehicle travelling in front of it.
Points: 1 Modified penalty: 2 PU
- (4) Subject to subregulation (6), a person shall not alight from, or board, a vehicle in a busway.
Modified penalty: 1 PU
- (5) Subject to subregulation (6), the driver of a vehicle in a busway shall not direct a person to alight from, or board, the vehicle.
Modified penalty: 1 PU

- (6) Subregulations (4) and (5) do not apply if it is necessary for a person to alight from, or board, a vehicle in a busway because —
- (a) the vehicle is disabled; or
 - (b) there is a medical or other emergency.

*[Regulation 133A inserted in Gazette 11 Jan 2002 p. 51;
amended in Gazette 8 Feb 2008 p. 317-8.]*

134. Transit lanes

A driver shall not drive in a transit lane unless —

- (a) the driver is driving —
 - (i) a public bus, motor cycle, or taxi;
 - (ii) if the transit lane sign applying to the transit lane is a “transit lane (T2)” sign — a vehicle carrying at least one other person; or
 - (iii) if the transit lane sign applying to the transit lane is a “transit lane (T3)” sign — a vehicle carrying at least 2 other people;
- or
- (b) the driver is permitted to drive in the transit lane under regulation 136.

Points: 3 Modified penalty: 2 PU

Transit lane signs

Transit lane (T2) sign
(background to T2 in red)



Transit lane (T3) sign
(background to T3 in red)



End transit lane sign
(End transit lane (T2) sign)
(background to "T2" in red)



End transit lane sign
(End transit lane (T3) sign)
(background to "T3" in red)



Note There are a number of other permitted versions of the "transit lane" signs.

135. Truck lanes

The driver of a vehicle other than a truck shall not drive in a lane to which a "truck lane" sign applies, unless the driver is permitted to drive in the truck lane under regulation 136.

Points: 3 Modified penalty: 2 PU

Truck lane sign



End truck lane sign



136. Exceptions to driving in special purpose lanes etc.

- (1) The driver of any vehicle may drive for up to the permitted distance in a bicycle lane, bus lane, transit lane or truck lane if it is necessary for the driver to drive in the lane —
 - (a) to enter or leave the carriageway;
 - (b) to enter a part of the carriageway of one kind from a part of the carriageway of another kind *(for example, moving*

- to or from a service road or an emergency stopping lane);*
- (c) to overtake a vehicle that is turning right, or making a U-turn from the centre of the road, and is giving a right turn signal; or
 - (d) to enter a marked lane, or a line of traffic, from the side of the carriageway.
- (2) The driver of any vehicle may drive in a bicycle lane, bus lane, transit lane or truck lane if —
- (a) it is necessary for the driver to drive in the lane to avoid an obstruction; or
 - (b) information on or with a traffic sign applying to the lane indicates that the driver may drive in the lane.
- (3) It is a defence to the prosecution of a driver for an offence against a provision of this Division for driving in a bus lane, transit lane or truck lane if —
- (a) it is necessary for the driver to drive in the lane to stop at a place in the lane; and
 - (b) it is a defence under regulation 138 for the driver to stop at that place.
- (4) It is a defence to the prosecution of a driver for an offence against a provision of this Division for driving in a bicycle lane if —
- (a) it is necessary for the driver to drive in the lane to stop at a place in the lane;
 - (b) it is a defence under regulation 138 for the driver to stop at that place; and
 - (c) the driver drives in the lane for no more than the permitted distance.
- (5) In this regulation —
- “permitted distance”** means —

- (a) for a bicycle lane — 50 m; or
- (b) for any other lane — 100 m.

137. Marked lanes required to be used by particular kinds of vehicles

- (1) If information on or with a traffic sign applying to a length of carriageway indicates that a vehicle of a particular kind must drive in a particular marked lane, a driver driving a vehicle of that kind on the length of carriageway shall drive in the indicated lane, unless the driver is —
 - (a) avoiding an obstruction; or
 - (b) obeying a traffic-control signal applying to the indicated lane.

Modified penalty: 1 PU

- (2) A traffic sign that is on a carriageway applies to the length of carriageway beginning at the sign and ending at the nearest of the following:
 - (a) a traffic sign or road marking on the carriageway that indicates that the first traffic sign no longer applies;
 - (b) if the carriageway ends at a T–intersection or dead end — the end of the carriageway.

Examples of a traffic sign, and a traffic sign indicating that the first traffic sign no longer applies

Trucks use left lane sign End trucks use left lane sign



Note There is another permitted version of the “trucks use left lane” sign.

Part 12 — Restrictions on stopping and parking

Division 1 — General

138. Stopping in an emergency etc. or to comply with another regulation

It is a defence to the prosecution of a driver for an offence against a provision of this Part, or against a regulation that refers to this regulation, if —

- (a) the driver stops at a particular place, or in a particular way, to avoid a collision, and the driver stops for no longer than is necessary to avoid the collision;
- (b) the driver stops at a particular place, or in a particular way, because the driver's vehicle is disabled, and the driver stops for no longer than is necessary for the vehicle to be moved safely to a place where the driver is permitted to park the vehicle under these regulations;
- (c) the driver stops at a particular place, or in a particular way, because the driver or a passenger is assisting with a disabled vehicle, and the driver stops for no longer than is necessary for the disabled vehicle to be moved safely to a place where the driver of the disabled vehicle is permitted to park that vehicle under these regulations;
- (d) the driver stops at a particular place, or in a particular way, to deal with a medical or other emergency, and the driver stops for no longer than is necessary in the circumstances;
- (e) the driver stops at a particular place, or in a particular way, because the condition of the driver, a passenger, or the driver's vehicle makes it necessary for the driver to stop in the interests of safety, and the driver stops for no longer than is necessary in the circumstances; or
- (f) the driver stops at a particular place, or in a particular way, to comply with another provision of these

regulations or a provision of another law, and the driver stops for no longer than is necessary to comply with the other provision.

Example for paragraph (e)

If a driver stops at an intersection at a stop line, “stop” sign, or traffic-control signals, or to give way to a vehicle, in accordance with these regulations, the driver does not commit an offence under a regulation prohibiting the driver from stopping in or near an intersection.

139. Application of this Part to bicycles

This Part does not apply to a bicycle that is parked at a bicycle rail or in a bicycle rack.

Division 2 — No stopping and no parking signs, and yellow edge lines

140. No stopping signs

A driver shall not stop on a length of carriageway, or in an area, to which a “no stopping” sign applies.

Modified penalty: 1 PU

No stopping signs

No stopping sign
(for a length of
carriageway)
(circle, slash and arrow in red)

No stopping sign
(for an area)
(circle and slash in red)

Road Traffic Code 2000

Part 12 Restrictions on stopping and parking

Division 2 No stopping and no parking signs, and yellow edge lines

r. 141



Note There are a number of other permitted versions of these signs.

Note A “no stopping” sign may have an arrow pointing in a different direction and anything on the sign may be differently arranged.

141. No parking signs

- (1) A driver shall not stop on a length of carriageway or in an area to which a “no parking” sign applies, unless the driver is —
- (a) dropping off, or picking up, passengers or goods;
 - (b) does not leave the vehicle unattended; and
 - (c) completes the dropping off, or picking up, of the passengers or goods within 2 minutes of stopping and drives on.

Modified penalty: 1 PU

- (2) In this regulation —

“**unattended**”, in relation to a vehicle, means that the driver has left the vehicle so that the driver is more than 3 m from the closest point of the vehicle.

No parking signs

No parking sign
(for a length of
carriageway)

(circle, slash and arrow in red)

No parking sign
(for an area)

(circle and slash in red)



Note There are a number of other permitted versions of each of these signs.

Note A “no parking” sign may have an arrow pointing in a different direction and anything on the sign may be differently arranged.

142. No stopping on a carriageway with a yellow edge line

A driver shall not stop at the side of a carriageway marked with a continuous yellow edge line.

Modified penalty: 1 PU

Division 3 — Stopping at intersections and crossings

143. Prohibited stopping places

- (1) A person shall not stop a vehicle so that any portion of the vehicle is in an intersection, unless permitted to do so by this regulation.

Modified penalty: 1 PU

- (2) A person shall not stop a vehicle on a carriageway within 20 m from the nearest point of an intersecting carriageway at an intersection with traffic-control signals, unless the driver stops at a place on a length of carriageway, or in an area, to which a parking control sign applies and the driver is permitted to stop at that place under these regulations.

Modified penalty: 1 PU

- (3) A person shall not stop a vehicle on a carriageway so that any portion of the vehicle is within 10 m of the prolongation of the nearer edge of any intersecting carriageway (without

Road Traffic Code 2000

Part 12 Restrictions on stopping and parking

Division 3 Stopping at intersections and crossings

r. 143

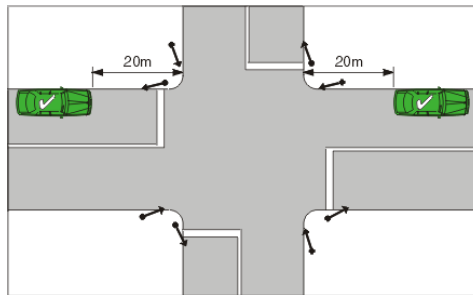
traffic-control signals) intersecting that carriageway on the side on which the vehicle is stopped, unless the person stops —

- (a) at a place on a carriageway, or in an area, to which a parking control sign applies and the person is permitted to stop at that place under these regulations; or
- (b) if the intersection is a T-intersection — along the continuous side of the continuing road at the intersection.

Modified penalty: 1 PU

Example 1

Measurement of distance — intersection with traffic-control signals



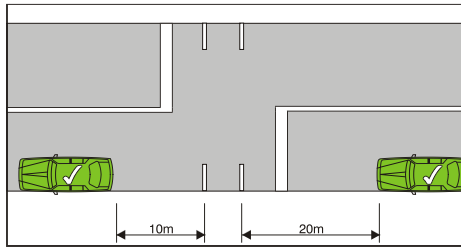
Example 2

Measurement of distance — T-intersection without traffic lights

- (3) For this regulation, distances are measured in the direction in which the person is or was driving, and as shown in the examples.

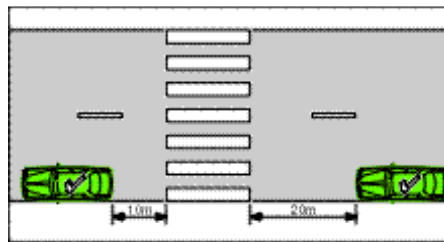
Example 1

Measurement of distance — children's crossing



Example 2

Measurement of distance — pedestrian crossing



145. Stopping on or near a marked foot crossing (except at an intersection)

- (1) A driver shall not stop on a marked foot crossing that is not at an intersection, or on the carriageway within 10 m before the traffic-control signal pole nearest to the driver at the marked foot crossing and 3 m after the marked foot crossing, unless the person stops the vehicle at a place on a length of carriageway, or in an area, to which a parking control sign applies and the person is permitted to stop at that place under these regulations.

Modified penalty: 1 PU

- (2) A driver shall not enter upon, or attempt to cross, a marked foot crossing if the carriageway beyond it is blocked.

Modified penalty: 1 PU

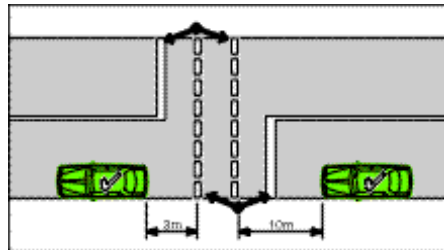
Examples

The carriageway beyond the crossing may be blocked by congested traffic, a disabled vehicle, a collision between vehicles or between a vehicle and a pedestrian, or by a fallen load on the carriageway.

- (3) For this regulation, distances are measured in the direction in which the person is or was driving, and as shown in the example.

Example

Measurement of distance — marked foot crossing



146. Stopping at or near bicycle crossing lights (except at an intersection)

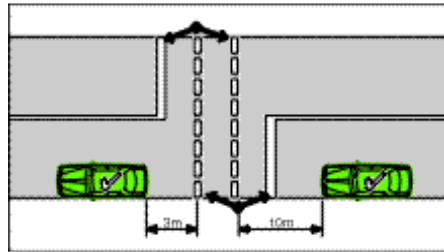
- (1) This regulation applies to a place on a carriageway —
- (a) with bicycle crossing lights facing bicycle riders crossing the carriageway;
 - (b) with traffic-control signals facing traffic travelling on the carriageway; and
 - (c) that is not at an intersection.
- (2) A person shall not stop a vehicle within 10 m before the traffic-control signals nearest to the person at the place, and 3 m after the traffic-control signals, unless the person stops the vehicle at a place on a length of carriageway, or in an area, to which a parking control sign applies and the person is permitted to stop at that place under these regulations.

Modified penalty: 1 PU

- (3) For this regulation, distances are measured in the direction in which the person is or was driving, and as shown in the example.

Example

Measurement of distance — bicycle crossing lights



147. Stopping on or near a level crossing

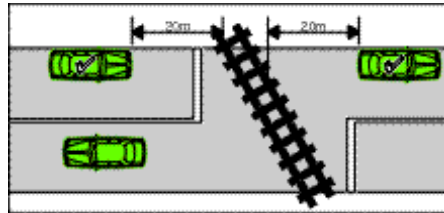
- (1) A person shall not stop a vehicle on a level crossing, or on a carriageway within 20 m before the nearest rail or track to a driver approaching the crossing and 20 m after the nearest rail or track to a driver leaving the crossing, unless the person stops the vehicle at a place on a length of carriageway, or in an area, to which a parking control sign applies and the person is permitted to stop at that place under these regulations.

Modified penalty: 1 PU

- (2) For this regulation, distances are measured in the direction in which the person is or was driving, and as shown in the example.

Example

Measurement of distance — level crossing



Division 4 — Stopping on clearways and freeways and in emergency stopping lanes

148. Stopping on a clearway

- (1) Subject to subregulations (2) and (3), a driver shall not stop on a length of carriageway to which a “clearway” sign applies.

Modified penalty: 1 PU

- (2) The driver of a public bus may stop on the length of carriageway to which a “clearway” sign applies, if the driver is dropping off, or picking up, passengers.
- (3) Where there is a length of carriageway to which a “clearway” sign generally applies, and there is also a “permissive parking” sign applying specifically to a part of the carriageway permitting stopping for a certain period during which that part of the carriageway would otherwise be a clearway, a driver may stop on that part of the carriageway at that time, but for no longer than is allowed by the “permissive parking” sign.
- (4) Subject to subregulation (3), if a “clearway” sign on a carriageway indicates the days or times when it applies, the sign applies to the length of carriageway beginning at the sign and ending at the nearer of the following —
- (a) a “clearway” sign on the carriageway that indicates different days or times; or
 - (b) an “end clearway” sign on the carriageway.
- (5) Subject to subregulation (3), if a “clearway” sign on a carriageway does not indicate the days or times when it applies,

Road Traffic Code 2000

Part 12 Restrictions on stopping and parking

Division 4 Stopping on clearways and freeways and in emergency stopping lanes


r. 149

the sign applies to the length of carriageway beginning at the sign and ending at the nearer of the following:

- (a) a “clearway” sign on the carriageway that indicates the days or times when it applies;
- (b) an “end clearway” sign on the carriageway.

Clearway sign

(background to C in red)



End clearway sign

(background to C in red)



Note Anything on these signs may be differently arranged.

149. Stopping on a freeway

- (1) A driver shall not stop on a freeway unless —
 - (a) the driver stops in an emergency stopping lane; or
 - (b) the driver’s vehicle is permitted to stop on the freeway under these regulations.

Modified penalty: 1 PU

- (2) For the purposes of subregulation (1), a “freeway” sign on a carriageway applies to the length of road (including any median strip or consolidated shoulder and any other part of the freeway enclosure) beginning at the sign (including any road into which the length of road merges) and ending at the next “end freeway” sign on the carriageway.

Freeway signs

(background and outer edge in green)



End freeway sign
(background and outer edge in green)



Note There are a number of other permitted versions of each of these signs.

150. Stopping in an emergency stopping lane

The driver of a vehicle (other than a bicycle) shall not stop in a lane to which an “emergency stopping lane only” sign applies, unless —

- (a) the condition of the driver, a passenger or the driver’s vehicle, or any other factor, makes it necessary or desirable for the driver to stop in the emergency stopping lane in the interests of safety, and the driver stops for no longer than is necessary in the circumstances; or
- (b) the driver’s vehicle is permitted to stop in the emergency stopping lane under these regulations.

Modified penalty: 1 PU

Emergency stopping lane only sign



Division 5 — Stopping in zones for particular vehicles

151. Stopping in a loading zone

A person shall not stop a vehicle in a loading zone unless it is —

- (a) a motor vehicle used for commercial or trade purposes engaged in the picking up or setting down of goods; or
- (b) a motor vehicle taking up or setting down passengers,

but, in any event, shall not remain in that loading zone —

- (c) for longer than a time indicated on the “loading zone” sign; or
- (d) longer than 30 minutes (if no time is indicated on the sign).

Modified penalty: 1 PU

Loading zone sign

(arrow and background to words in red)



Note A “loading zone” sign may have an arrow pointing in a different direction.

152. Stopping in a truck zone

A person shall not stop a vehicle in a truck zone unless it is —

- (a) a truck that is dropping off, or picking up, goods; or
- (b) a vehicle that is permitted to stop in the truck zone under these regulations.

Modified penalty: 1 PU

Truck zone sign
(arrow and background to words in red)



Note A “truck zone” sign may have an arrow pointing in a different direction.

153. Stopping in a works zone etc.

- (1) A person shall not stop a vehicle in a works zone unless the person is driving a vehicle that is —
 - (a) engaged in construction work in or near the zone; or
 - (b) permitted to stop in the works zone under these regulations.

Modified penalty: 1 PU

Works zone sign
(arrow and background to words in red)



Road Traffic Code 2000

Part 12 Restrictions on stopping and parking

Division 5 Stopping in zones for particular vehicles

r. 154

Note A “works zone” sign may have an arrow pointing in a different direction.

- (2) A driver shall not stop alongside, or opposite, any excavation in the carriageway, if the driver’s vehicle would thereby obstruct traffic.

Modified penalty: 1 PU

154. Stopping in a taxi zone or a bus zone

- (1) A driver shall not stop in a taxi zone, unless the driver is driving a taxi.

Modified penalty: 1 PU

Taxi zone sign

(arrow and background to words in red)




Note A “taxi zone” sign may have an arrow pointing in a different direction and has a number of alternative signs.

- (2) A driver shall not stop in a bus zone unless the driver is driving a public bus, or a bus of a type that is permitted to stop at the bus zone by information on or with the “bus zone” sign applying to the bus zone.

Modified penalty: 1 PU

Bus zone sign

(arrow and background to words in red)



Note A “bus zone” sign may have an arrow pointing in a different direction and may specify types of buses to which the sign applies.

155. Stopping in a mail zone

A person shall not stop a vehicle in a mail zone.

Modified penalty: 1 PU

Mail zone sign

(arrow and background to words in red)



Note A “mail zone” sign may have an arrow pointing in a different direction.

156. Other limitations in zones

A person shall not stop a vehicle in a zone to which a traffic sign applies if stopping the vehicle would be contrary to any limitation in respect to classes of persons or vehicles, or specific activities allowed, as indicated by additional words on a traffic sign that applies to the zone.

Modified penalty: 1 PU

Division 6 — Other places where stopping is restricted

157. Stopping in a bus lane, transit lane, or truck lane

A driver shall not stop in —

- (a) a bus lane;
- (b) a transit lane;
- (c) a truck lane; or
- (d) a bicycle lane,

unless the driver is driving a public bus or taxi, and is dropping off, or picking up, passengers.

Modified penalty: 1 PU

158. Stopping in a shared zone

A driver shall not stop in a shared zone unless —

- (a) the driver stops at a place on a length of carriageway, or in an area, to which a parking control sign applies and the driver is permitted to stop at that place under these regulations;
- (b) the driver stops in a parking bay and the driver is permitted to stop in the parking bay under these regulations;
- (c) the driver is dropping off, or picking up, passengers or goods; or
- (d) the driver is engaged in the door-to-door delivery or collection of goods, or in the collection of waste or garbage.

Modified penalty: 1 PU

159. Double parking

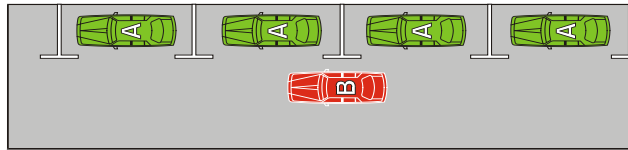
- (1) A driver shall not stop a vehicle so that any portion of the vehicle is between any other stopped vehicle and the centre of the carriageway.

Modified penalty: 1 PU

- (2) This regulation does not apply to —
- (a) a driver stopped in traffic; or
 - (b) a driver angle parking on the side of the carriageway or in a median strip parking area, in accordance with regulation 178.

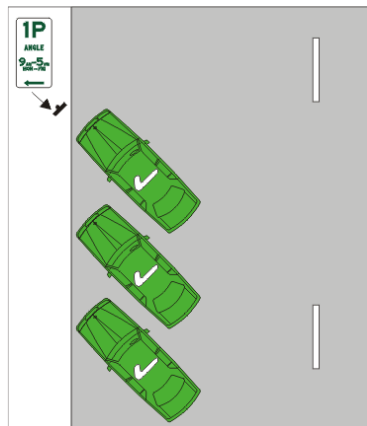
Examples

Example 1



In example 1, the vehicle B is stopped in contravention of this regulation.

Example 2



In example 2, the angle parked vehicles are not stopped in contravention of this regulation.

160. Stopping near an obstruction

A driver shall not stop on a carriageway near an obstruction on the carriageway in a position that further obstructs traffic on the carriageway.

Modified penalty: 1 PU

161. Stopping on a bridge or in a tunnel etc.

- (1) A driver shall not stop a vehicle on a bridge, causeway, ramp or similar structure unless —
- (a) the carriageway is at least as wide on the structure as it is on each of the approaches and a traffic sign does not prohibit stopping or parking; or
 - (b) the driver stops at a place on a length of carriageway, or in an area, to which a parking control sign applies and the driver is permitted to stop at that place under these regulations.

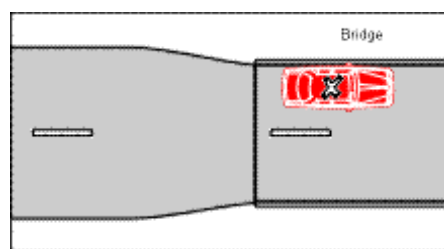
Modified penalty: 1 PU

- (2) A driver shall not stop a vehicle in a tunnel or underpass unless —
- (a) the carriageway is at least as wide in the tunnel or underpass as it is on each of the approaches and a traffic sign does not prohibit stopping or parking; or
 - (b) the driver of a motor vehicle stops at a bus stop, or in a bus zone or parking area marked on the carriageway, for the purpose of setting down or taking up passengers.

Modified penalty: 1 PU

Example

Stopping on a bridge where the carriageway on the bridge is narrower than on an approach



In the example, the vehicle is stopped in contravention of subregulation (1).

162. Restriction on stopping vehicle on crests, curves etc.

- (1) Subject to subregulation (2), a driver shall not stop a vehicle on, or partly on, a carriageway, in any position where it is not visible to the driver of an overtaking vehicle, from a distance of 50 m, within a built-up area, and from a distance of 150 m, outside a built-up area.

Modified penalty: 1 PU

- (2) A driver may stop on a crest or curve on a carriageway that is not in a built-up area if the driver stops at a place on the carriageway, or in an area, to which a parking control sign applies and the driver is permitted to stop at that place under these regulations.

163. Stopping near a fire hydrant etc.

- (1) A driver shall not stop a vehicle so that any portion of the vehicle is within one metre of a fire hydrant or fire plug, or of any sign or mark indicating the existence of a fire hydrant or fire plug, unless —

- (a) the driver is driving a public bus, and the driver stops in a bus zone or at a bus stop and does not leave the bus unattended; or
- (b) the driver is driving a taxi, and the driver stops in a taxi zone and does not leave the taxi unattended.

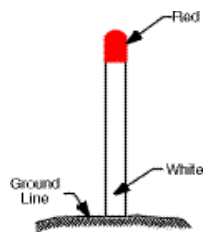
Modified penalty: 1 PU

Examples

Fire hydrant indicators



Fire plug indicator



- (2) In this regulation a driver leaves a vehicle “**unattended**” if the driver leaves the vehicle so the driver is over 3 m from the closest point of the vehicle.

164. Stopping at or near a bus stop

- (1) A driver shall not stop a vehicle so that any portion of the vehicle is within 20 m of the approach side of a bus stop, or within 10 m of the departure side of a bus stop, unless —
- (a) the vehicle is a public bus stopped to take up or set down passengers; or
 - (b) the driver stops at a place on a length of carriageway, or in an area, to which a parking control sign applies and the driver is permitted to stop at that place under these regulations.

Modified penalty: 1 PU

- (2) In this regulation —
- (a) distances are measured in the direction in which the driver is driving; and
 - (b) a trailer attached to a public bus is deemed to be a part of the public bus.

165. Stopping on a path, median strip, nature strip or traffic island

The driver of a vehicle (other than a bicycle or an animal) shall not stop so that any portion of the vehicle is on a path, traffic

island or median strip, or a nature strip adjacent to a length of carriageway in a built-up area, unless —

- (a) the driver stops in an area, to which a parking control sign applies and the driver is permitted to stop at that place under these regulations; or
- (b) the driver is permitted to do so under a local law.

Modified penalty: 1 PU

166. Obstructing access to and from a path, driveway etc.

- (1) A driver shall not stop a vehicle so that any portion of the vehicle is in front of a path, in a position that obstructs access by vehicles or pedestrians to or from that path, unless —
 - (a) the driver is dropping off, or picking up, passengers; or
 - (b) the driver stops in a parking bay and the driver is permitted to stop in the parking bay under these regulations.

Modified penalty: 1 PU

- (2) A driver shall not stop a vehicle on or across a driveway or other way of access for a vehicle travelling to or from adjacent land, unless —
 - (a) the driver is dropping off, or picking up, passengers; or
 - (b) the driver stops in a parking bay and the driver is permitted to stop in the parking bay under these regulations.

Modified penalty: 1 PU

Example

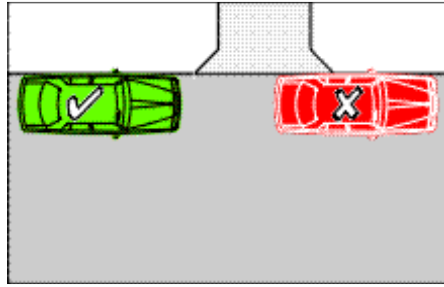
Blocking a driveway

Road Traffic Code 2000

Part 12 Restrictions on stopping and parking

Division 6 Other places where stopping is restricted

r. 167



In the example, the vehicle marked with an 'X' is stopped in contravention of subregulation (2).

167. Stopping near a letter box

A driver shall not stop a vehicle so that any portion of the vehicle is within 3 m of a public letter box, unless the driver —

- (a) is dropping off, or picking up, passengers or mail; or
- (b) stops at a place on a length of carriageway, or in an area, to which a parking control sign applies and the driver is permitted to stop at that place under these regulations.

Modified penalty: 1 PU

168. Stopping on a carriageway — heavy and long vehicles

- (1) A person shall not park a vehicle or any combination of vehicles that, together with any projection on, or load carried by, the vehicle or combination of vehicles, is 7.5 m in length or longer or exceeds a GVM of 4.5 t —
 - (a) on a carriageway in a built-up area, for any period exceeding one hour, unless engaged in the picking up or setting down of goods; or
 - (b) on a carriageway outside a built-up area, except on the shoulder of the carriageway, or in a truck bay or other area set aside for the parking of goods vehicles.

Modified penalty: 1 PU

- (2) Nothing in this regulation mitigates the limitations or conditions imposed by any other regulation or by any local law or traffic sign relating to the parking or stopping of vehicles.

[Regulation 168 amended in Gazette 1 Dec 2000 p. 6754.]

169. Stopping on a carriageway with a bicycle parking sign

The driver of a vehicle (other than a bicycle) shall not stop on a length of carriageway to which a “bicycle parking” sign applies, unless the driver is dropping off, or picking up, passengers.

Modified penalty: 1 PU

Bicycle parking sign

(letter, word, symbol and arrow in green)



Note Anything on this sign may be differently arranged.

170. Stopping on a carriageway with motor cycle parking sign

The driver of a vehicle shall not stop on a length of carriageway, or in an area, to which a “motor cycle parking” sign applies, or an area marked “M/C”, unless —

- (a) the vehicle is a motor cycle; or
- (b) the driver is dropping off, or picking up, passengers.

Modified penalty: 1 PU

Motor cycle parking sign

(letter, words and arrow in green)



Note Anything on this sign may be differently arranged.

171. Stopping in a parking area for people with disabilities

- (1) A driver shall not stop in a parking area for people with disabilities unless —
- (a) the driver's vehicle displays an ACROD sticker; and
 - (b) either the driver or a passenger in that vehicle is a person with disabilities.

Modified penalty: 1 PU

- (2) In this regulation, a “**parking area for people with disabilities**” is a length or area of a road —
- (a) to which a “permissive parking” sign displaying a people with disabilities symbol applies;
 - (b) to which a “people with disabilities parking” sign applies;
 - (c) indicated by a road marking (a “people with disabilities road marking”) that consists of, or includes, a people with disabilities symbol; or
 - (d) set aside within a parking region as a “parking bay for use of a disabled person” under the *Local Government (Parking for Disabled Persons) Regulations 1988*.

People with disabilities symbols

(background in blue)

(symbol in blue)



Permissive parking sign displaying a people with disabilities symbol (for a length of carriageway)

(letter and arrow in green, word and background to symbol in blue)



Permissive parking sign displaying a people with disabilities symbol (for an area)

(letter in green, background to symbol in blue, words in black)



People with disabilities parking sign

(background to symbol in blue)




Note Anything on these signs may be differently arranged.

Division 7 — Permissive parking signs and parking fees

172. Information on or with permissive parking signs

- (1) The meaning of information on or with a “permissive parking” sign applying to a length of carriageway or an area is to be interpreted in accordance with this regulation.

Permissive parking sign
(for a length of
carriageway)
(arrow and letter in green)



Permissive parking sign
(for an area)
(letter in green, words in black)



Permissive parking sign
(for a length of carriageway)
(arrow, letter and words in green)



Note There are a number of other permitted versions of each of these signs.

Note A “permissive parking” sign may have an arrow pointing in a different direction and anything on the sign may be differently arranged.

- (2) A whole number, fraction, or whole number and fraction, immediately to the left of the letter ‘P’ indicates that a driver must not park on the length of carriageway, or in the area, continuously

for longer than the period of hours, or fraction of an hour, equal to the number, fraction, or number and fraction, shown.

Examples of permissive parking signs showing permitted parking periods and times of operation

Example 1

Permissive parking sign applying to a length of carriageway with a whole number to the left of P

(arrow, and all numbers and letters, in green)



Example 2

Permissive parking sign applying to an area with a whole number to the left of P

("2P" in green; other numbers, letters and words in black)



In example 1, the sign indicates that a driver must not park continuously for longer than one hour on Saturdays between 9 am and 12 noon.

In example 2, the sign indicates that a driver must not park in the area for longer than 2 hours on Mondays to Fridays between 8.30 am and 5 pm, and on Saturdays between 8.30 am and 12 noon, unless permitted by information on or with another traffic sign.

- (3) A number, together with the word 'minute', immediately to the right of the letter 'P' indicate that a driver must not park on the length of carriageway, or in the area, continuously for longer than the number of minutes shown.

Example

Example 3

Permissive parking sign with a number of minutes to the right of P

(arrow, and all numbers and letters, in green)

Road Traffic Code 2000

Part 12 Restrictions on stopping and parking

Division 7 Permissive parking signs and parking fees

r. 173



In this example, the sign indicates that a driver must not park continuously for longer than 5 minutes on Mondays to Fridays between 9 am and 4 pm.

- (4) The word ‘parking’, together with words indicating a number of hours or minutes, indicate that a driver must not park on the length of carriageway, or in the area, continuously for longer than the number of hours or minutes shown.

173. Parking for longer than indicated

A driver shall not park continuously on a length of carriageway, or in an area, to which a “permissive parking” sign applies, for longer than —

- (a) the period indicated by information on or with the sign; or
- (b) if regulation 174 applies to the driver — twice the period (as allowed under that regulation).

Modified penalty: 1 PU

174. Time extension for people with disabilities

- (1) This regulation applies to a driver if —
- (a) the driver’s vehicle displays an ACROD sticker; and
 - (b) a person with a disability is either the driver of or a passenger in the vehicle.
- (2) The driver may park continuously on a length of carriageway, or in an area, to which a “permissive parking” sign applies (except in a parking area for people with disabilities) for twice the period indicated on the sign.

[Regulation 174 amended in Gazette 1 Dec 2000 p. 6754.]

175. Parking where fees are payable

- (1) This regulation applies to the driver of a vehicle when the vehicle is parked on a length of carriageway, or in an area, to which a “permissive parking” sign applies, if information on or with the sign indicates that a fee is payable for parking by buying a ticket or putting money into a parking meter.
- (2) The driver of a vehicle shall ensure that —
 - (a) the fee (if any) is paid immediately after the vehicle is parked; and
 - (b) the vehicle is parked in compliance with any instructions on or with the sign, meter, ticket or ticket-vending machine.

Modified penalty: 1 PU

Division 8 — Parallel parking

176. Parallel parking on a carriageway (except in a median strip parking area)

- (1) The driver of a vehicle who parks on a carriageway (except in a median strip parking area) shall position the vehicle in accordance with subregulations (2) to (8), (subject to the exceptions in subregulations (9) and (10)).

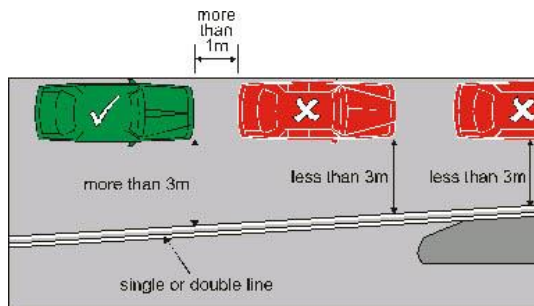
Modified penalty: 1 PU

- (2) The driver of a vehicle shall position the vehicle to face in the direction of travel of vehicles in the marked lane or line of traffic on, or next to, the part of the carriageway where the driver parks.
- (3) If a carriageway is a two-way carriageway, the driver of a vehicle shall position the vehicle so that it is as near as practicable to, and parallel with, the left boundary of the carriageway.

- (4) If the carriageway is a one-way carriageway the driver of a vehicle shall position the vehicle so that it is as near as practicable to, and parallel with, either boundary of the carriageway unless otherwise indicated by information on or with a parking control sign.
- (5) If the driver of a vehicle does not park in a parking bay, the driver shall position the vehicle so that it is not less than one metre from any other vehicle, except a motor cycle without a trailer parked in accordance with these regulations.
- (6) If the carriageway has a continuous dividing line, dividing strip or a median strip, the driver of a vehicle shall position the vehicle at least 3 m from any continuous line, dividing strip or median strip, unless otherwise indicated by information on or with a parking control sign.

Example

Parallel parking — minimum distance from other vehicles and dividing strip



In the example, the vehicles marked with an 'X' are parked in contravention of this regulation.

- (7) If the carriageway does not have a continuous dividing line or a median strip, the driver of a vehicle shall position the vehicle so there is at least 3 m of the carriageway alongside the vehicle that is clear for other vehicles to pass, unless otherwise indicated by information on or with a parking control sign.

- (8) The driver of a vehicle shall position the vehicle so the vehicle does not cause undue obstruction on the carriageway.
- (9) This regulation does not apply to —
- (a) the driver of a vehicle if the driver parks on a length of carriageway, or in an area, to which a parking control sign or road marking applies, and information on or with the sign or road marking includes the words ‘angle parking’ or ‘angle’; or
 - (b) subject to subregulation (10), the rider of a motor cycle.
- (10) Subregulations (3) and (4) do not apply to the rider of a motor cycle if the rider positions the motor cycle so at least one wheel is as near as practicable to the far left or far right side of the carriageway.
- (11) If a carriageway has one or more service roads, the part of the carriageway used by the main body of moving vehicles, and each service road, is taken to be a separate carriageway for this regulation.
- (12) In this regulation —
- “continuous dividing line”** means —
- (a) a single continuous dividing line only;
 - (b) a single continuous dividing line to the left or right of a broken dividing line; or
 - (c) 2 parallel continuous dividing lines.

[Regulation 176 amended in Gazette 23 Sep 2003 p. 4168.]

177. Parallel parking in a median strip parking area

- (1) This regulation applies to the driver of a vehicle (other than a motor cycle) who parks in a median strip parking area if a parking control sign or road marking applies to the area, and information on or with the sign or road marking indicates that the vehicle must be positioned parallel to the median strip.
- (2) The driver of a vehicle shall position the vehicle —

Road Traffic Code 2000

Part 12 Restrictions on stopping and parking

Division 9 Angle parking

r. 178

- (a) to face in the direction of travel of vehicles in the marked lane or line of traffic to the left of the driver;
- (b) parallel, and as near as practicable, to the centre of the median strip; and
- (c) if the driver does not park in a parking bay — at least one metre from the closest point of any vehicle in front of it and any vehicle behind it.

Modified penalty: 1 PU

Division 9 — Angle parking

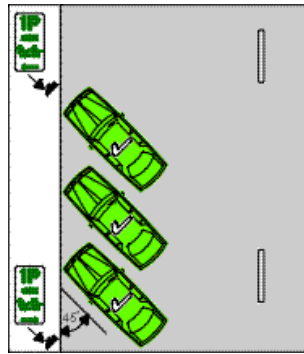
178. Angle parking

- (1) This regulation applies to the driver of a vehicle (other than a motor cycle) who parks in a parking area on the side of a carriageway, or in a median strip parking area, to which a parking control sign or road marking applies, and information on or with the sign or road marking includes the words ‘angle parking’ or ‘angle’.
- (2) If information on or with the parking control sign or road marking indicates that the driver’s vehicle must be positioned at an angle of 45°, or does not indicate a particular angle, the driver shall position the vehicle —
 - (a) so the vehicle is at an angle as near as practicable to 45° (*as shown in example 1 or 2*); and
 - (b) if the vehicle is parked on the side of a carriageway — with the rear of the vehicle nearest to traffic in the marked lane or line of traffic next to the part of the carriageway where the driver parks.

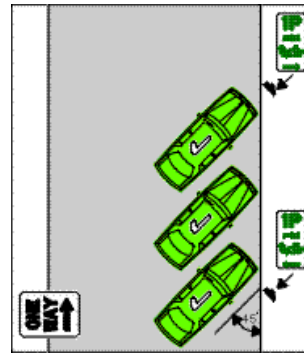
Modified penalty: 1 PU

Examples

Example 1
Parking at 45°
at the side of a two-way
carriageway



Example 2
Parking at 45°
at the right side of a
one-way carriageway



- (3) If information on or with the parking control sign or road marking indicates that the driver's vehicle must be positioned at an angle of 90°, the driver —
- (a) shall position the vehicle so the vehicle is at an angle as near as practicable to 90° (*as shown in example 3 or 4*); and
 - (b) if the vehicle is parked on the side of a carriageway — may position the vehicle with either the front or rear of the vehicle nearest to traffic in the marked lane or line of traffic next to the part of the carriageway where the driver parks.

Modified penalty: 1 PU

Examples

Example 3
Parking at 90°
at the side of a two-way
carriageway

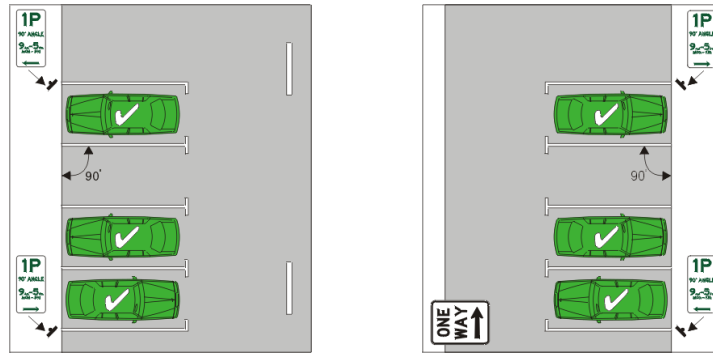
Example 4
Parking at 90°
at the right side of a
one-way carriageway

Road Traffic Code 2000

Part 12 Restrictions on stopping and parking

Division 9 Angle parking

r. 178



- (4) If information on or with the parking control sign or road marking indicates that the driver's vehicle must be positioned at an angle of 135°, the driver shall position the vehicle —
- (a) so the vehicle is at an angle as near as practicable to 135° (*as shown in example 5 or 6*); and
 - (b) if the vehicle is parked on the side of a carriageway — with the front of the vehicle nearest to traffic in the marked lane or line of traffic next to the part of the carriageway where the driver parks.

Modified penalty: 1 PU

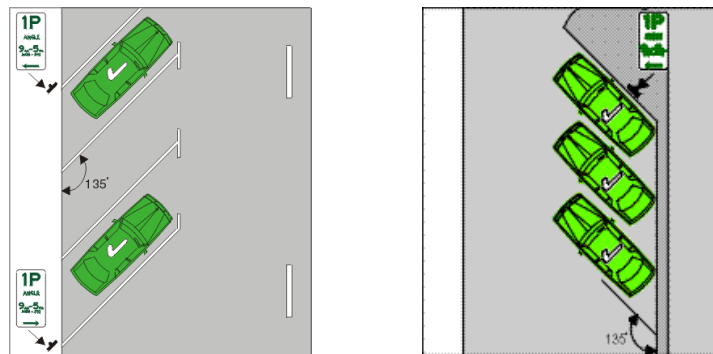
Examples

Example 5

Parking at 135°
at the side of a
carriageway

Example 6

Parking at 135°
in a median strip parking
area



Division 10 — Other parking related provisions

179. Parking in parking bays

- (1) The driver of a vehicle (other than a motor cycle) shall not park on a length of carriageway, or in an area, to which a “park in bays only” sign applies, except —
 - (a) in a parking bay; and
 - (b) subject to subregulation (2), so that it is entirely within the confines of that parking bay marked on the carriageway.

Modified penalty: 1 PU

- (2) If a vehicle is too wide or long to fit completely within a single parking bay, the person stopping the vehicle shall park the vehicle within the minimum number of parking bays needed to park that vehicle.
- (3) A driver shall not stop a vehicle partly within and partly outside a parking area.

Park in bays only sign



180. Entering and leaving a median strip parking area

- (1) If information on or with a road sign indicates that a driver must enter or leave a median strip parking area in a particular direction, the driver shall enter or leave the area in that direction.

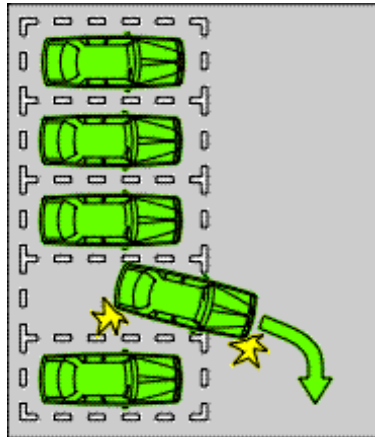
Points: 3 Modified penalty: 2 PU

- (2) If there is no information on or with a road sign that indicates that a driver must enter or leave a median strip parking area in a particular direction, the driver shall not drive a vehicle in reverse out of a parking area established across the centre of a carriageway, if the carriageway or parking area in front of the vehicle is free from obstruction.

Points: 3 Modified penalty: 2 PU

Example

Leaving median strip parking area by driving forward



181. Making a motor vehicle secure

- (1) A driver of a motor vehicle shall not stop and leave the motor vehicle without first —
- (a) stopping the engine;
 - (b) effectively applying the brake; and
 - (c) if weather or road conditions would prevent the effective operation of the brake — effectively restraining the vehicle's movements in another way.

Modified penalty: 1 PU

- (2) If the driver of a motor vehicle stops and leaves the motor vehicle, and a person 16 years of age or older does not remain in or with the motor vehicle, the driver shall also secure the motor vehicle by —
- (a) locking the ignition, if any;
 - (b) removing the ignition key, if any; and
 - (c) locking the doors — if the doors of the vehicle can be locked,

unless the driver has only temporarily left the motor vehicle to pay a fee for parking that motor vehicle.

Road Traffic Code 2000

Part 12 Restrictions on stopping and parking

Division 10 Other parking related provisions

r. 181

Modified penalty: 1 PU

- (3) A person having the control of, or being in charge of, a vehicle to which is fitted any appliance capable of being raised or lowered shall not leave the vehicle stopped unless —
- (a) the appliance has been placed in its lowest practicable position; and
 - (b) every precaution has been taken to prevent injury to persons or damage to property arising from the inherent nature of the appliance and the fact of the vehicle being unattended.

Modified penalty: 1 PU

- (4) For the purposes of this regulation —
- (a) a person “**leaves**” a vehicle if the person is more than 3 m from the closest point of the vehicle; and
 - (b) an “**appliance**” includes a fork lift, loader, push-bar, scraper, blade, jib or similar device.

Part 13 — Lights and warning devices

Division 1 — Lights on motor vehicles

182. Lights on moving motor vehicles

A person shall not drive a motor vehicle or a combination of a motor vehicle and trailer, during the hours of darkness or in hazardous weather conditions restricting visibility, unless it is equipped with such lights and reflectors as are prescribed by the Vehicle Standards or the *Road Traffic (Towed Agricultural Implements) Regulations 1995* as those to be carried by that vehicle or combination, and the lights are lit.

Points: 3 Modified penalty: 2 PU

183. Using fog lights

- (1) The driver of a vehicle fitted with a front or rear fog light shall not operate the front or the rear fog light unless the driver is driving in fog or other hazardous weather conditions causing reduced visibility.

Points: 1 Modified penalty: 2 PU

- (2) In fog or mist or in hazardous weather conditions restricting visibility, the display of light from a front fog light or front fog lights is sufficient compliance with any obligation to display a light from a head light or head lights under regulation 182.

- (3) A person shall not drive a motor vehicle, other than a motor cycle, displaying light from a single front fog light, unless 2 lit lights, complying with the requirements of the Vehicle Standards, are fitted to the front of the vehicle.

Points: 1 Modified penalty: 2 PU

Road Traffic Code 2000

Part 13 Lights and warning devices

Division 1 Lights on motor vehicles

r. 184

- (4) A person shall not drive a motor vehicle displaying light from a front fog light or front fog lights, if any other light of a power exceeding 7 watts and capable of showing a white light to the front is alight.

Points: 1 Modified penalty: 2 PU

[Regulation 183 amended in Gazette 22 Dec 2006 p. 5820.]

184. Lights on towed vehicles

- (1) A person shall not tow a vehicle, during the hours of darkness or in hazardous weather conditions restricting visibility, unless it is equipped with the appropriate lights as prescribed by the Vehicle Standards, and the lights are lit.

Modified penalty: 1 PU

- (2) The driver of a tow truck shall not tow a vehicle unless it is fitted with the equipment referred to in regulation 5(2) of the *Road Traffic (Tow Truck) Regulations 1975*, and such equipment is operating correctly in accordance with the Vehicle Standards.

Modified penalty: 1 PU

- (3) Subregulation (2) does not apply to the driver of a tow truck if —
- (a) the driver is towing a disabled vehicle carrying a placard load of dangerous goods to a place that is safely off the carriageway; and
 - (b) a vehicle carrying a warning to other traffic is following immediately behind the disabled vehicle.

- (4) In subregulation (3) —

“dangerous goods” means a substance or article that is prescribed to be dangerous goods under the *Explosives and Dangerous Goods Act 1961*;

“placard load” has the meaning given in regulation 2.13 of the *Dangerous Goods (Transport) (Road and Rail) Regulations 1999*.

[Regulation 184 amended in Gazette 1 Nov 2002 p. 5398.]

185. Using headlights on high-beam

- (1) Subject to subregulation (2), the driver of a vehicle shall not use the vehicle’s headlights on high-beam, or allow the vehicle’s headlights to be used on high-beam —
- (a) if the driver is driving less than 200 m behind a vehicle travelling in the same direction as the driver;
 - (b) if the driver is driving less than 200 m from an oncoming vehicle; or
 - (c) if the headlights of an oncoming vehicle are dipped.

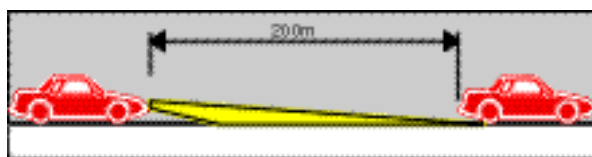
Points: 1 Modified penalty: 2 PU

- (2) Despite subregulation (1), if the driver is overtaking a vehicle, the driver may briefly switch the headlights from low-beam to high-beam immediately before the driver begins to overtake the vehicle.

Examples

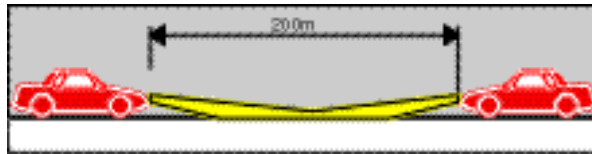
Example 1

Using headlights on low-beam when travelling less than 200 m behind another vehicle travelling in the same direction



Example 2

Using headlights on low-beam when travelling within 200 m of an oncoming vehicle



[Regulation 185 amended in Gazette 22 Dec 2006 p. 5820.]

186. Lights not to be used to dazzle other road users

- (1) A person shall not cause or permit a spot light or search light fitted or connected to any vehicle to be used to dazzle, or to be used in a manner likely to dazzle, another road user.

Points: 1 Modified penalty: 2 PU

- (2) The provisions of subregulation (1) do not apply to an emergency vehicle or a special purpose vehicle being used in connection with its functions.

[Regulation 186 amended in Gazette 22 Dec 2006 p. 5820.]

187. Using lights on some stopped vehicles

- (1) A person shall not stop a motor vehicle or a trailer, on, or partly on, a carriageway, during the hours of darkness, unless the parking lights fitted to the motor vehicle or the trailer, and any clearance and side marker lights required by the Vehicle Standards to be fitted to the motor vehicle or trailer are operating effectively and are clearly visible.

Modified penalty: 1 PU

- (2) Subregulation (1) does not apply in respect of the lighting of parking lights or clearance and side marker lights —

- (a) where the street lighting in the vicinity renders the motor vehicle or the trailer clearly visible at a distance of 200 m; or

- (b) on a motor cycle not connected to a side-car or trailer, stopped as near as practicable to, and parallel with, the boundary of the carriageway.

188. Using hazard warning lights

- (1) The driver of a motor vehicle fitted with hazard warning lights shall not use the hazard warning lights, or allow them to be used, unless —
 - (a) the vehicle is stopped and is obstructing, or is likely to obstruct, the path of other vehicles or pedestrians;
 - (b) the vehicle is a slow-moving vehicle and is obstructing, or is likely to obstruct, the path of other vehicles or pedestrians;
 - (c) the vehicle is stopped in an emergency stopping lane;
 - (d) the driver stops the vehicle to sell a product (*for example, ice creams*) that may attract children onto the carriageway;
 - (e) the driver is driving in hazardous weather conditions (*for example, fog or smoke*);
 - (f) the vehicle is a bus carrying children, and the driver stops the vehicle to drop off or pick up a child; or
 - (g) the hazard warning lights are operating as part of an anti-theft device fitted to the vehicle.

Modified penalty: 1 PU

- (2) In this regulation —
“**hazard warning lights**” means the turn indicator lights on a vehicle when set to display regular flashes at the same time, and at the same rate, as each other.

Division 2 — Lights on animal-drawn vehicles

189. Lights on animal-drawn vehicles during the hours of darkness or in hazardous weather conditions

A person shall not ride an animal-drawn vehicle during the hours of darkness, or in hazardous weather conditions causing reduced visibility, unless it is equipped with the appropriate lights and reflectors as prescribed by the Vehicle Standards and the lights are lit.

Modified penalty: 2 PU

Division 3 — Horns

190. Use of horns etc.

A person shall not sound the horn or any other warning instrument in or on a vehicle, unless —

- (a) it is necessary to use the horn, or warning device, to warn other road users or animals of the approach or position of the vehicle; or
- (b) the horn, or warning device, is being used as part of an anti-theft device fitted to the vehicle.

Modified penalty: 1 PU

Division 4 — Portable warning signs for heavy vehicles

191. Portable warning signs for disabled heavy vehicles

- (1) In this regulation “**heavy vehicle**” means a vehicle of which the mass, together with any attached trailer and the total load carried (if any), exceeds 12 t.
- (2) A person shall not drive a heavy vehicle on a carriageway outside a built-up area, or cause or permit a heavy vehicle to be so driven, unless there are carried on the vehicle 3 portable warning signs complying with AS 3790-1992 (Portable

Warning Triangles for Motor Vehicles) published by Standards Australia and the signs are in good order.

Modified penalty: 2 PU

- (3) Whenever a disabled heavy vehicle is stationary on a carriageway, outside a built-up area, during the hours of darkness, the driver or person in charge of the vehicle shall immediately place, and leave, on the carriageway 3 portable warning signs such as are mentioned in subregulation (2), one in advance of the vehicle, one to the rear of it and one beside it, on the side nearer to the centre of the carriageway.

Points: 3 Modified penalty: 2 PU

- (4) The portable warning signs placed on the carriageway in compliance with subregulation (3) are to be placed in the manner set out in subregulation (5) and, wherever practicable, so that at least one sign is visible to an approaching driver, at a distance of not less than 200 m.
- (5) The signs placed in advance and to the rear of the vehicle, in compliance with subregulation (3), are to be placed at a distance of between 50 m and 150 m from the vehicle, and the third sign is to be placed at the side of the vehicle in such a position as to give reasonable warning to drivers approaching from either direction.
- (6) Nothing in this regulation affects —
- (a) any duty imposed by these regulations to display lit lights on stationary vehicles;
 - (b) public buses; or
 - (c) fire and emergency services vehicles.

*[Regulation 191 amended in Gazette 6 Apr 2004 p. 1135;
22 Dec 2006 p. 5821.]*

192. Fallen loadings from heavy vehicles requiring signs

(1) In this regulation —

“heavy vehicle” means a vehicle of which the mass, together with any attached trailer and the total load carried (if any), exceeds 12 t.

(2) Where the load or any portion of the load that has fallen from a heavy vehicle is lying upon a carriageway, during the hours of darkness, and the driver is unable to —

(a) reload the fallen load on the vehicle; or

(b) remove the fallen load from the carriageway to such a position on the side of the road as will, as far as possible, reduce the danger to vehicles and pedestrians,

the driver shall forthwith place, and leave, on the carriageway 3 portable warning signs such as are mentioned in regulation 191(2) in the manner set out in subregulation (3), and so that, where practicable, at least one sign, is visible to any approaching driver, at a distance of 200 m.

Points: 3 Modified penalty: 2 PU

(3) The signs placed in advance and to the rear of the fallen load, in compliance with subregulation (2), are to be placed at a distance of between 50 m and 150 m from the edge of the fallen load, and the third sign is to be placed at the side of the fallen load in such a position as to give reasonable warning to drivers approaching from either direction.

(4) Subregulation (2) does not apply where the load of a heavy vehicle consists of rolls or bales of straw or hay, and straws of hay or similar light material may have blown, or dislodged, from the vehicle.

(5) A driver is not required to place the signs referred to in subregulation (2), where street lighting in the vicinity renders the fallen load clearly visible to a driver approaching from either direction, at a distance of 200 m.

[Regulation 192 amended in Gazette 22 Dec 2006 p. 5821.]

193. Restriction on flashing warning lights

Subject to these regulations (and in particular regulations 188 and 289), the use, on a vehicle, of a light displaying intermittent flashes is prohibited.

Modified penalty: 1 PU

Part 14 — Pedestrians
Division 1 — General

194. No pedestrians signs

A pedestrian shall not travel past a “no pedestrians” sign.
Modified penalty: 1 PU

No pedestrians sign
(circle and slash in red)



195. Pedestrians on a road with a road access sign

Except in the event of an emergency or breakdown, or to assist a person apparently in need of assistance, a pedestrian shall not be on a length of road, or within the enclosure of a freeway, to which a “road access” sign applies, if information on or with the sign indicates that pedestrians are not permitted beyond the sign.

Modified penalty: 1 PU

Road access sign
(background in green)



End road access sign



Note There are a number of other permitted versions of the “road access” sign.

Note The sign may indicate that it applies to different or additional vehicles or persons.

Note The sign is usually used on a freeway.

[Regulation 195 amended in Gazette 13 Jul 2001 p. 3474.]

196. Crossing a carriageway — general

- (1) When a pedestrian crosses a carriageway or portion of a carriageway, the pedestrian shall —
 - (a) cross by the shortest safe route; and
 - (b) not stay on the carriageway longer than necessary to cross the carriageway safely.

Modified penalty: 1 PU

- (2) However, if the pedestrian is crossing the carriageway at an intersection with traffic-control signals and a “pedestrians may cross diagonally” sign, the pedestrian may cross diagonally at the intersection.

Pedestrians may cross diagonally sign

(pedestrian in green)



Note There is another permitted version of this sign.

197. Crossing at pedestrian lights

- (1) This regulation applies to a pedestrian approaching or at an intersection, or another place on a carriageway, with traffic-control signals that include pedestrian lights.

- (2) If a traffic-control signal shows a red pedestrian light and the pedestrian has not already started crossing the intersection or carriageway, the pedestrian shall not start to cross until the pedestrian light changes to green.

Modified penalty: 1 PU

Note A traffic-control signal (including a pedestrian light) generally only applies to a person if the signal or light faces the person.

- (3) If, while the pedestrian is crossing the carriageway, the pedestrian light changes to flashing red or red, the pedestrian shall not stay on the carriageway for longer than necessary to cross safely to the nearer (in the direction of travel of the pedestrian) of the following:
- (a) a dividing strip or traffic island, forming part of the area set aside or used by pedestrians to cross the carriageway at the intersection or place (“**the safety area**”);
 - (b) the nearest side of the carriageway.

Modified penalty: 1 PU

- (4) If, under subregulation (3), a pedestrian crosses to “the safety area”, the pedestrian shall remain in “the safety area” until the pedestrian lights change to green.

Modified penalty: 1 PU

- (5) Despite this regulation, if a pedestrian cannot operate the pedestrian lights from the safety area, that pedestrian may cross to the far side of the carriageway when —
- (a) the traffic-control signals display a circular green signal or a flashing circular yellow signal, or there is no circular red signal showing; and

- (b) it is safe to do so.

Red pedestrian light
(pedestrian symbol in red)



Green pedestrian light
(pedestrian symbol in green)



[Regulation 197 amended in Gazette 22 Dec 2006 p. 5821.]

198. Crossing a carriageway with traffic-control signals that do not include pedestrian lights

- (1) This regulation applies to a pedestrian approaching or at an intersection, or another place on a carriageway, with traffic-control signals that do not include pedestrian lights.
- (2) If the traffic-control signals show a circular red signal or a circular yellow signal and the pedestrian has not already started crossing the intersection or carriageway, the pedestrian shall not start to cross until traffic-control signals show a circular green signal or a flashing circular yellow signal, or there is no circular red signal showing.

Modified penalty: 1 PU

- (3) If, while the pedestrian is crossing the carriageway, the traffic-control signals change to a circular red signal or a circular yellow signal, the pedestrian shall not stay on the carriageway for longer than necessary to cross safely to the nearer (in the direction of travel of the pedestrian) of the following:
 - (a) a dividing strip or traffic island, forming part of the area set aside or used by pedestrians to cross the carriageway at the intersection or place ("**the safety area**");

- (b) the nearest side of the carriageway.

Modified penalty: 1 PU

- (4) If, under subregulation (3), a pedestrian crosses to “the safety area”, the pedestrian shall remain in “the safety area” until the traffic-control signals change to a circular green signal or a flashing circular yellow signal, or there is no circular red signal showing.

Modified penalty: 1 PU

[Regulation 198 amended in Gazette 22 Dec 2006 p. 5821.]

199. Crossing a carriageway on or near a crossing for pedestrians

- (1) A pedestrian shall not cross a carriageway, or part of a carriageway, within 20 m of a children’s crossing, marked foot crossing or pedestrian crossing on the carriageway, except at the crossing or another crossing, unless the pedestrian is —
- (a) crossing at an intersection with traffic-control signals and a “pedestrians may cross diagonally” sign;
 - (b) crossing in a shared zone;
 - (c) crossing a carriageway, or a part of a carriageway, from which vehicles are excluded, either permanently or temporarily; or
 - (d) alighting from or boarding a public bus in a bus stop, bus zone or other authorised stopping place.

Modified penalty: 1 PU

- (2) A pedestrian shall not stay on a children’s crossing, marked foot crossing or pedestrian crossing on a carriageway for longer than necessary to cross the carriageway safely.

Modified penalty: 1 PU

- (3) Subregulation (2) does not apply to a person who is helping pedestrians cross a carriageway at a children's crossing, marked foot crossing or pedestrian crossing.

Pedestrians may cross diagonally sign

(pedestrian in green)



Note There is another permitted version of this sign.

200. Crossing a level crossing

- (1) A pedestrian shall not cross a railway line at a level crossing unless —
- (a) there is a path, bridge or other structure designed for the use of pedestrians at the crossing and the pedestrian uses it; or
 - (b) there is no path, bridge or other structure designed for the use of pedestrians at, or within 20 m of, the crossing.

Modified penalty: 1 PU

- (2) A pedestrian shall not cross a railway line at a level crossing if —
- (a) warning lights (*for example, twin alternating red lights, red pedestrian lights or rotating red lights*) are illuminated or flashing, or warning bells are ringing;
 - (b) a gate, boom or barrier at the crossing is closed, or is opening or closing;
 - (c) a train is on or entering the crossing;

- (d) a train approaching the crossing can be seen from the crossing or is sounding a warning, and there would be a danger of the pedestrian being struck by the train if the pedestrian entered the crossing; or
- (e) the crossing, or the carriageway beyond the crossing, is blocked.

Modified penalty: 2 PU

Example for paragraph (2)(e)

The crossing, or the carriageway beyond the crossing, may be blocked by congested traffic, a disabled vehicle, a collision between vehicles or between a vehicle and a pedestrian, or by stock on the carriageway.

[Regulation 200 amended in Gazette 22 Dec 2006 p. 5821.]

201. Pedestrians not to cause an obstruction

- (1) A person shall not unreasonably obstruct or prevent the free passage of any other pedestrian or a vehicle upon a path or carriageway.

Modified penalty: 2 PU.

- (2) In subregulation (1), a pedestrian does not unreasonably obstruct the path of another pedestrian only by travelling more slowly than other pedestrians.

[Regulation 201 amended in Gazette 22 Dec 2006 p. 5819.]

202. Getting on or into a moving vehicle

- (1) A person shall not alight from, or board, a moving vehicle, unless —
 - (a) the person is engaged in the door-to-door delivery or collection of goods, or in the collection of waste or garbage, and is required to get in or out of the vehicle, or on or off the vehicle, at frequent intervals; and
 - (b) the vehicle is not travelling at a speed over 5 km/h.

Modified penalty: 1 PU

- (2) A person shall not proceed from a path towards a vehicle for the purpose of boarding it, until it has stopped.

Modified penalty: 1 PU

- (3) This regulation does not apply to a person who is getting on or off a bicycle or animal.

203. Pedestrians travelling along a carriageway (except in or on a wheeled recreational device or toy)

- (1) A pedestrian shall not proceed along a carriageway where there is a footpath or nature strip adjacent to the carriageway and it is in a fit condition for use.

Modified penalty: 1 PU

- (2) A pedestrian shall not proceed along a carriageway abreast of more than one other pedestrian, except in a procession or parade authorised under a written law.

Modified penalty: 1 PU

- (3) A pedestrian travelling along a carriageway —

- (a) shall, where practicable, travel on the carriageway, or on the side of the carriageway, used by vehicles travelling in the opposite direction and keep as far to the right side of the carriageway as is practicable; and
- (b) shall not travel on the carriageway alongside more than one other pedestrian or vehicle travelling on the carriageway in the same direction as the pedestrian, unless the pedestrian is overtaking other pedestrians.

Modified penalty: 1 PU

- (4) Despite subregulation (3), where a vehicle approaches a pedestrian on a carriageway, on the same side as the pedestrian, then the pedestrian shall, if possible, immediately move off the carriageway, and shall not move back onto the carriageway, until the vehicle has passed him or her.

Modified penalty: 1 PU

- (5) Nothing in this regulation applies in respect of a carriageway from which vehicles are for the time being excluded.
- (6) In this regulation —
- “**pedestrian**” does not include a person in or on a wheeled recreational device, a motorised scooter or wheeled toy.
- [Regulation 203 amended in Gazette 25 Jan 2001 p. 593; 29 Dec 2006 p. 5924.]*

204. Pedestrians on part of path designated for bicycles only

- (1) A pedestrian shall not be on a bicycle path, or the part of a separated footpath designated for the use of bicycles, unless the pedestrian —
- (a) is crossing that path by the shortest safe route; and
- (b) does not stay on that path for longer than necessary to cross the path safely.

Modified penalty: 1 PU

- (2) Despite subregulation (1), a pedestrian may be on a bicycle path, or the part of a separated footpath designated for the use of bicycles, if —
- (a) the pedestrian is —
- (i) in, or pushing, a wheelchair; or
- (ii) on in-line skates, rollerskates, a motorised scooter or a similar wheeled recreational device;
- and
- (b) there is no traffic sign, or information on or with a traffic sign, applying to the bicycle path or separated footpath that indicates that a pedestrian of a type described in paragraph (a) is not permitted to use that part of the path.
- (3) A pedestrian who is crossing a bicycle path or the part of a separated footpath designated for the use of bicycles shall keep

out of the path of any cyclist, or any pedestrian who is permitted under subregulation (2) to be on that part of the path.

Modified penalty: 1 PU

Bicycle path sign



End bicycle path sign



Separated footpath sign



End separated footpath sign



No bicycles sign
(circle and slash in red)



End no bicycles sign
(circle and slash in red)



Note There are a number of other permitted versions of these signs.

Note The “separated footpath” sign may have the pedestrian symbol and the bicycle symbol reversed.

[Regulation 204 amended in Gazette 29 Dec 2006 p. 5924.]

Division 2 — Persons travelling in or on wheeled recreational devices, motorised scooters and wheeled toys

[Heading amended in Gazette 29 Dec 2006 p. 5924.]

205. Games on roads

A person shall not play any game on any part of a road.

Modified penalty: 1 PU

206. Wheeled recreational device, motorised scooters and toys prohibited on certain carriageways and at certain times

- (1) A person shall not travel in or on a wheeled recreational device, motorised scooter or wheeled toy —
- (a) on a carriageway with a dividing line or median strip;
 - (b) on a one-way carriageway with more than one marked lane; or
 - (c) on a carriageway with a speed limit exceeding 50 km/h.

Modified penalty: 1 PU

- (2) A person shall not travel in or on a wheeled recreational device, motorised scooter or a wheeled toy, on a carriageway during the hours of darkness.

Modified penalty: 1 PU

- (3) A person travelling in or on a wheeled recreational device, motorised scooter or wheeled toy must not travel past a “no wheeled recreational devices, scooters or toys” sign.

Modified penalty: 1 PU

No wheeled recreational devices, scooters or toys signs



*[Regulation 206 amended in Gazette 16 Nov 2001 p. 5990;
29 Dec 2006 p. 5922 and 5924-5.]*

207. Travelling in or on a wheeled recreational device, motorised scooter or wheeled toy on a carriageway

A person travelling in or on a wheeled recreational device, motorised scooter or wheeled toy on a carriageway —

- (a) shall keep as far to the left side of the carriageway as is practicable; and
- (b) shall not travel alongside more than one other pedestrian or vehicle travelling on the carriageway in the same direction as the person, unless the person is overtaking other pedestrians.

Modified penalty: 1 PU

[Regulation 207 amended in Gazette 29 Dec 2006 p. 5925.]

208. Travelling in or on a wheeled recreational device, motorised scooter or wheeled toy on a footpath or shared path

A person travelling in or on a wheeled recreational device, motorised scooter or wheeled toy on a footpath or shared path shall —

- (a) keep to the left of the footpath or shared path unless it is impracticable to do so; and

Road Traffic Code 2000

Part 14 Pedestrians

Division 2 Persons travelling in or on wheeled recreational devices, motorised scooters and wheeled toys

r. 209

- (b) give way to any pedestrian (except a person travelling in or on a wheeled recreational device, motorised scooter or wheeled toy) who is on the footpath or shared path.

Modified penalty: 1 PU

Shared path sign



End shared path sign



Note There are a number of other permitted versions of these signs.

[Regulation 208 amended in Gazette 29 Dec 2006 p. 5925.]

209. Travelling on in-line skates etc. on a bicycle path or separated footpath

- (1) A person travelling on in-line skates, rollerskates, a motorised scooter or a similar wheeled recreational device, shall not be on a part of a separated footpath designated for the use of pedestrians unless the person —
- (a) is crossing the separated footpath by the shortest safe route; and
 - (b) does not stay on the separated footpath for longer than necessary to cross the separated footpath safely.

Modified penalty: 1 PU

- (2) A person travelling on in-line skates, rollerskates, a motorised scooter or a similar wheeled recreational device, on a bicycle path, or a part of a separated footpath designated for the use of bicycles, shall keep out of the path of any cyclist.

Modified penalty: 1 PU

[Regulation 209 amended in Gazette 29 Dec 2006 p. 5925.]

209A. Protective helmets to be worn on motorised scooters

- (1) In this regulation —
“**protective helmet**” means a helmet that is, or is of a standard or type that is, approved by the Director General, for the purposes of regulation 222, by notice in the *Gazette*.
- (2) A person shall not travel on a motorised scooter on a road or any path unless that person is wearing a protective helmet securely fastened on his or her head.

Modified penalty: 1 PU

[Regulation 209A inserted in Gazette 29 Dec 2006 p. 5923.]

210. Towing of wheeled recreational devices, motorised scooters and toys

- (1) A person travelling in or on a wheeled recreational device, motorised scooter or wheeled toy shall not attach himself or herself to, or permit himself or herself to be drawn by, any other vehicle.

Modified penalty: 2 PU

- (2) A person shall not travel in or on a wheeled recreational device, motorised scooter or wheeled toy within 2 m of the rear of a motor vehicle, over a distance of more than 200 m.

Modified penalty: 2 PU

- (3) The driver of a vehicle shall not permit a person travelling in or on a wheeled recreational device, motorised scooter or wheeled toy to attach himself or herself to, or be drawn by, the vehicle.

Modified penalty: 2 PU

[Regulation 210 amended in Gazette 29 Dec 2006 p. 5925.]

210A. Proper control of motorised scooters

A person shall not on any road or path —

Road Traffic Code 2000

Part 14 Pedestrians

Division 2 Persons travelling in or on wheeled recreational devices,
motorised scooters and wheeled toys

r. 210A

- (a) travel on a motorised scooter while under the influence of alcohol, drugs or alcohol and drugs to such an extent as to be incapable of having proper control of the motorised scooter; or
- (b) travel on a motorised scooter recklessly or without due care and attention.

Modified penalty: 2 PU

[Regulation 210A inserted in Gazette 29 Dec 2006 p. 5923.]

Part 15 — Additional provisions for bicycle riders

211. Riding bicycles

- (1) Subject to regulation 212, a person riding a bicycle shall not ride otherwise than astride a permanent and regular seat attached to it.

Modified penalty: 1 PU

- (2) A person shall not ride a bicycle without having at least one hand on the handle-bars.

Modified penalty: 1 PU

212. Child seats on bicycles

- (1) A person shall not use a bicycle to carry, at any one time, more persons than the number for which it is designed and equipped.

Modified penalty: 1 PU

- (2) The rider of a bicycle shall not carry a child in a child carrying seat on a bicycle unless the rider —

- (a) is at least 16 years of age;
- (b) has an uninterrupted view to the front of the bicycle from a normal seated position; and
- (c) has unhindered access to all equipment, required by this Part, to be fitted to the bicycle.

Modified penalty: 1 PU

213. Riding in a bicycle lane

Wherever a bicycle lane is provided as part of a carriageway, and is in a reasonable condition for use, a rider of a bicycle shall use that portion of a carriageway and no other.

Modified penalty: 1 PU

r. 214

214. No riding across a road on a crossing

- (1) Subject to subregulation (2), the rider of a bicycle shall not ride across a carriageway, or part of a carriageway, on a children's crossing, marked foot crossing or pedestrian crossing.

Modified penalty: 1 PU

- (2) The rider of a bicycle may ride across a carriageway, or part of a carriageway, on a marked foot crossing if that crossing displays bicycle crossing lights and those lights are green.

215. Riding on the wrong part of a separated footpath

The rider of a bicycle shall not ride on a part of a separated footpath designated for the use of pedestrians only.

Modified penalty: 1 PU

216. Shared paths and separated footpaths

- (1) The rider of a bicycle who is 12 years of age or older shall not ride on a footpath, that is not a shared path or a separated footpath.

Modified penalty: 1 PU

- (2) The rider of a bicycle who is on a separated footpath or a shared path shall give way to a pedestrian who is on, or is crossing, the separated footpath or shared path.

Modified penalty: 1 PU

- (3) The rider of a bicycle riding on a separated footpath or shared path shall keep to the left of the separated footpath or shared path unless it is impracticable to do so.

Modified penalty: 1 PU

- (4) A person shall not ride a bicycle on a separated footpath or a shared path so that the bicycle is travelling abreast of any other bicycle on the path.

Modified penalty: 1 PU

- (5) Subregulation (4) does not prevent a cyclist from overtaking or passing other persons riding bicycles on the path.
- (6) For the purposes of this regulation, a bicycle is “**abreast**” of another bicycle if any part of it is by the side of any part of the other.

[Regulation 216 amended in Gazette 1 Dec 2000 p. 6754.]

217. Riding to the left of oncoming bicycle riders on a path

The rider of a bicycle riding on a path shall keep to the left of any oncoming bicycle rider on the path.

Modified penalty: 1 PU

218. No bicycles signs and markings

- (1) The rider of a bicycle shall not ride on a length of carriageway or path to which a “no bicycles” sign, or a “no bicycles” road marking, applies.
Modified penalty: 1 PU
- (2) A “no bicycles” sign, or a “no bicycles” road marking, applies to a length of carriageway or path beginning at the sign or marking and ending at the nearest of the following:
 - (a) a “bicycle path” sign or “bicycle path” road marking;
 - (b) a “bicycle lane” sign;
 - (c) a “separated footpath” sign or “separated footpath” road marking;
 - (d) a “shared path” sign;
 - (e) an “end no bicycles” sign;
 - (f) the next intersection.

r. 219

No bicycles sign
(circle and slash in red)



Bicycle path sign



Bicycle lane sign



Separated footpath sign



Shared path sign



End no bicycles sign
(circle and slash in red)



219. Bicycle riders not to cause an obstruction

- (1) The rider of a bicycle shall not unreasonably obstruct or prevent the free passage of a vehicle or pedestrian by moving into the path of the vehicle or a pedestrian.

- (2) A person shall not leave a bicycle in or upon a road so as to become an obstruction.

Modified penalty: 1 PU

220. Towing of bicycles

- (1) The rider of a bicycle shall not attach himself or herself to, or permit himself or herself to be drawn by, any other vehicle.

Modified penalty: 2 PU

- (2) The driver of a vehicle shall not permit the rider of a bicycle to attach himself or herself to, or be drawn by, the vehicle.

Modified penalty: 2 PU

221. Riding too close behind a motor vehicle

A person shall not ride a bicycle within 2 m of the rear of a motor vehicle, over a distance of more than 200 m.

Modified penalty: 2 PU

222. Protective helmets to be worn

- (1) In this regulation and in regulation 223 —

“**protective helmet**” means a helmet that is, or is of a standard or type that is, approved by the Director General, for the purposes of this regulation, by notice in the *Government Gazette*.

- (2) Except as provided in this regulation, a person shall not ride a bicycle on a road or any path unless —

- (a) that person is wearing a protective helmet securely fastened on his or her head; and
- (b) where any other person is being carried on that bicycle, that other person is wearing a protective helmet securely fastened on his or her head.

Modified penalty: 1 PU

r. 222A

- (3) Subregulation (2) does not apply to a person who —
 - (a) is a member of a religious or cultural group and who is wearing a headdress customarily worn by members of that group, if the wearing of that headdress makes it impractical for a person to wear a protective helmet; or
 - (b) has been exempted in writing by the Director General from wearing a protective helmet for medical reasons, and is complying with any terms and conditions of that exemption.
- (4) The Director General may at any time, by notice in writing to the person, amend or revoke an exemption granted under subregulation (3)(b).
- (5) Subregulation (2)(b) does not apply to a person riding a three or four-wheeled bicycle who is carrying a paying passenger, or any paying passenger on a three or four-wheeled bicycle.

222A. Power assisted pedal cycles, protective helmets to be worn when riding

- (1) In this regulation —

“protective helmet” means a helmet that is, or is of a standard or type that is, approved by the Director General, for the purposes of regulation 222, by notice in the *Government Gazette*.
- (2) A person must not ride, on a road or any path, a power assisted pedal cycle with the power assistance engaged unless that person is wearing a protective helmet securely fastened on his or her head.

Modified penalty: 1 PU
- (3) A person must not ride, on a road or any path, a power assisted pedal cycle with the power assistance engaged unless the person ensures that any other person being carried on the power assisted pedal cycle is wearing a protective helmet securely fastened on his or her head.

Modified penalty: 1 PU

- (4) Where any other person is being carried on the power assisted pedal cycle, that other person must wear a protective helmet securely fastened on his or her head.

Modified penalty: 1 PU

[Regulation 222A inserted in Gazette 8 Feb 2008 p. 318.]

223. Riding with a person on a bicycle trailer

- (1) The rider of a bicycle shall not tow a bicycle trailer with a person in or on the bicycle trailer, unless —
- (a) the rider is 16 years of age, or older;
 - (b) the person in or on the bicycle trailer is under 10 years of age;
 - (c) the bicycle trailer can safely carry the person; and
 - (d) the person in or on the bicycle trailer is wearing a protective helmet securely fitted and fastened on the person's head.

Modified penalty: 1 PU

- (2) Subregulation (1)(d) does not apply to a person who is exempt from wearing a protective helmet under the provisions of regulation 222(3).

- (3) In this regulation —

“bicycle trailer” means a vehicle that is built to be towed, or is towed, by a bicycle;

“protective helmet” has the meaning given in regulation 222(1).

224. Lights and other equipment on bicycles

- (1) A person shall not ride a bicycle during the hours of darkness, or in hazardous weather conditions causing reduced visibility, unless the bicycle, or the rider, displays —

r. 225

- (a) a flashing or steady white light that is clearly visible for at least 200 m from the front of the bicycle;
- (b) a flashing or steady red light that is clearly visible for at least 200 m from the rear of the bicycle; and
- (c) a red reflector that is clearly visible for at least 50 m from the rear of the bicycle when light is projected onto it by a vehicle's headlight on low-beam.

Modified penalty: 2 PU

- (2) A person shall not ride a bicycle that does not have —
 - (a) at least one effective brake; and
 - (b) a bell, horn, or similar warning device, in working order.

Modified penalty: 2 PU

225. Red bicycle crossing lights

The rider of a bicycle approaching a carriageway with bicycle crossing lights shall not enter that carriageway if —

- (a) a static red bicycle crossing light facing the rider is displayed; or

(b) a red bicycle crossing light facing the rider is flashing.

Modified penalty: 1 PU

Example

Red bicycle crossing light
(bicycle symbol in red)



Green bicycle crossing light
(bicycle symbol in green)



*[Regulation 225 inserted in Gazette 23 Sep 2003 p. 4168-9;
amended in Gazette 22 Dec 2006 p. 5821.]*

226. Stopping for a yellow bicycle crossing light

- (1) If the rider of a bicycle is approaching bicycle crossing lights showing a yellow bicycle crossing light and the rider can stop safely before reaching the bicycle crossing lights, the bicycle rider shall stop before reaching the lights.

Modified penalty: 1 PU

- (2) If the rider of a bicycle has stopped before reaching bicycle crossing lights showing a yellow bicycle crossing light, and the lights change to red, the bicycle rider shall not proceed until —
- (a) the bicycle crossing lights change to green; or
 - (b) neither a red nor a yellow bicycle light is showing.

Modified penalty: 2 PU

Yellow bicycle crossing light

(bicycle symbol in yellow)



[Regulation 226 amended in Gazette 22 Dec 2006 p. 5821.]

227. Proceeding when bicycle crossing lights change to yellow or red

- (1) If bicycle crossing lights at an intersection change from green to yellow while a rider of a bicycle is in the intersection, the rider shall finish crossing the intersection as soon as the rider can do so safely.

Modified penalty: 1 PU

- (2) If bicycle crossing lights at a place on a carriageway where the rider of a bicycle is crossing the carriageway change from green to yellow while the rider is on the carriageway, the rider shall cross the carriageway as soon as the rider can do so safely.

Modified penalty: 1 PU

- (3) If bicycle crossing lights at an intersection change from green to red (static or flashing) while a rider of a bicycle is in the intersection, the rider shall proceed to the nearest kerb, island or median strip and not continue until the bicycle crossing lights are green.

Modified penalty: 1 PU

- (4) If bicycle crossing lights at a place on a carriageway where the rider of a bicycle is crossing the carriageway change from green to red (static or flashing) while the rider is on the carriageway,

the rider shall proceed to the nearest kerb, island or median strip and not continue until the bicycle crossing lights are green.

Modified penalty: 1 PU

- (5) Despite this regulation, if a rider cannot operate the bicycle crossing lights from a kerb, island or median strip, that rider may cross to the far side of the carriageway when —
- (a) the traffic-control signals display a circular green signal or a flashing circular yellow signal, or there is no circular red signal showing; and
 - (b) it is safe to do so.

[Regulation 227 amended in Gazette 23 Sep 2003 p. 4169.]

228. Riding a power assisted pedal cycle with power assistance engaged

A person under 16 years of age shall not ride a power assisted pedal cycle with the power assistance engaged.

Modified penalty: 1 PU

229. Proper control of bicycles

A person shall not on any road or path —

- (a) ride a bicycle while under the influence of alcohol, drugs or alcohol and drugs to such an extent as to be incapable of having proper control of the bicycle; or
- (b) ride a bicycle recklessly or without due care and attention.

Modified penalty: 2 PU

[Regulation 229 amended in Gazette 23 Sep 2003 p. 4169.]

Part 16 — Persons travelling on or in a vehicle

Division 1 — Preliminary

230. Terms used in Divisions 1, 2 and 3

In this Division, and Divisions 2 and 3 —

“child restraint” means a device that is fitted to a motor vehicle, that complies with the requirements of Australian Standard AS/NZS:1754-1991 (“Child restraint systems for use in motor vehicles”), or any subsequent version of, or amendments to, that standard, published jointly by Standards Australia and the Standards Association of New Zealand, and includes —

- (a) any device in the relevant standard that utilises as part of its design, a seat belt;
- (b) a device designed to be a child restraint that is integrated into a vehicle by the vehicle’s manufacturer; and
- (c) a device designed to be a child restraint that meets a standard other than AS/NZS:1754-1991, and has been approved for use, in writing, by the Director General;

“medical certificate” means a certificate described in regulation 231;

“medical practitioner” has the same meaning as in section 3 of the *Medical Act 1894*;

“produced”, in relation to a medical certificate, means produced in accordance with regulation 231(3);

“relevant time”, in relation to an alleged offence, means the time at which the offence is alleged to have been committed;

“seat belt” means a belt or similar device that is fitted to a motor vehicle and designed to restrain or limit the movement of a person who is seated in the vehicle and

wearing the belt or device, if the vehicle suddenly accelerates or decelerates, but does not include —

- (a) a child restraint; or
- (b) a belt or similar device which is damaged, or which is defective and is not capable of being worn or of being properly adjusted or securely fastened;

“suitable child restraint” means a child restraint that is appropriate to restrain the size and weight of the child that is to use it, according to the recommendations of either the relevant version of the standard, or the manufacturer’s recommendations.

[Regulation 230 amended in Gazette 23 Sep 2003 p. 4170; 6 Apr 2004 p. 1135.]

231. Medical certificate

- (1) A medical certificate referred to in this Part must —
 - (a) be signed by a medical practitioner;
 - (b) certify that —
 - (i) the person is unable for medical reasons to wear a seat belt; or
 - (ii) because of the person’s size, build or other characteristic, it would be unreasonable to require the person to wear a seat belt, while driving or travelling in a motor vehicle;and
 - (c) be current at the time of the alleged offence.
- (2) A medical certificate is current for the purposes of subregulation (1)(c) if, at the relevant time —
 - (a) it is specified to have effect only for a specified period and that period has not expired;
 - (b) it is endorsed with the words “permanent disability”; or

- (c) in any other case, a period of not more than 2 years has expired from the day of its issue.
- (3) A person shall produce a medical certificate on demand to a member of the Police Force or, within a reasonable time after demand, to the Director General or to the officer in charge of any police station.

Modified penalty: 1 PU

Division 2 — Driver's duties (seatbelts)

232. Driver to wear seat belt

- (1) A person shall not occupy a seat position with a seat belt fitted in a motor vehicle and drive upon a road unless the person is wearing the seat belt, and it is properly adjusted and securely fastened.

Points: ~~during a holiday period 8; otherwise 4~~

~~Modified and modified~~ penalty ~~(in each case): 10 PU~~: [see regulation 235A.](#)

- (2) It is a defence in proceedings for an offence against subregulation (1) for the person charged to prove that —
 - (a) the motor vehicle was travelling backwards at the relevant time;
 - (b) the person had a medical certificate at the relevant time and, if required to do so, the person produced the medical certificate;
 - (c) at the relevant time, the person —
 - (i) was engaged in work that required the person to alight from and re-enter the motor vehicle at frequent intervals; and
 - (ii) was not driving the motor vehicle at a speed exceeding 25 km/h;

or

- (d) the alleged offence took place during the hours of darkness and, at the relevant time, the person was driving a taxi that was carrying one or more passengers for reward.

[Regulation 232 amended in Gazette 8 Mar 2002 p. 948; 22 Dec 2006 p. 5821; 5 Apr 2007 p. 1556; [29 Feb 2008 p. 695.](#)]

233. Driver to ensure that ~~child between one and 16 years of age~~ passenger wears seat belt

- (1) The driver of a motor vehicle shall not drive upon a road unless every passenger who has reached one year of age ~~but is under 16 years of age~~ who is occupying a seat position with a seat belt fitted in the motor vehicle, is wearing the seat belt and it is properly adjusted and securely fastened.

Points: ~~during a holiday period 8; otherwise 4~~

~~Modified and modified~~ penalty ~~(in each case): 10 PU: see regulation 235A.~~

- (2) It is a defence in proceedings for an offence against subregulation (1) for the person charged to prove that —
- (a) the passenger was wearing a suitable child restraint which was properly adjusted and securely fastened; or
- (b) the passenger had a medical certificate at the relevant time and, if required to do so, the medical certificate was produced; or

(c) the motor vehicle was a taxi and the passenger had reached 16 years of age.

[Regulation 233 amended in Gazette 8 Mar 2002 p. 948; 22 Dec 2006 p. 5821; 5 Apr 2007 p. 1556; [29 Feb 2008 p. 695.](#)]

234. Driver to ensure that passenger occupies position with seat belt if available

- (1) The driver of a motor vehicle shall not cause or permit a passenger to occupy a position which is not fitted with a seat

Road Traffic Code 2000

Part 16 Persons travelling on or in a vehicle

Division 2 Driver's duties (seatbelts)

r. 235

belt unless every seat position with a seat belt fitted is occupied by another person.

Points: ~~during a holiday period 8; otherwise 4~~

~~Modified and modified penalty (in each case): 10 PU: [see regulation 235A.](#)~~

- (2) The driver of a motor vehicle with 2 or more rows of seats shall not cause or permit a passenger to occupy a front seat position unless that passenger —

- (a) occupies a position that is fitted with a seat belt; or
- (b) is restrained by a suitable child restraint.

Points: during a holiday period 8; otherwise 4

Modified penalty (in each case): 10 PU

- (3) It is a defence in proceedings for an offence against subregulation (1) for the person charged to prove that —

- (a) at the relevant time, the passenger was wearing a suitable child restraint which was properly adjusted and securely fastened; or
- (b) the passenger had a medical certificate at the relevant time and, if required to do so, the medical certificate was produced.

[Regulation 234 amended in Gazette 8 Mar 2002 p. 948; 23 Sep 2003 p. 4170; 22 Dec 2006 p. 5821; 5 Apr 2007 p. 1557; 29 Feb 2008 p. 695.]

235. Driver to ensure that children under 12 months of age wear a child restraint

- (1) A person shall not drive a motor vehicle on a road unless every passenger under 12 months is wearing a suitable child restraint and the restraint is properly adjusted and securely fastened.

Points: during a holiday period 8; otherwise 4

Modified penalty (in each case): 10 PU

- (2) It is a defence in proceedings for an offence against subregulation (1) for the person charged to prove that —
- (a) the motor vehicle was a passenger car manufactured on or before 1 July 1976 or any other vehicle not required to be fitted with child restraint anchor points and was not, in fact, fitted with child restraint anchor points;
 - (b) the motor vehicle was a taxi or a special purpose vehicle;
 - (c) the passenger had a medical certificate at the relevant time and, if required to do so, the medical certificate was produced by the driver; or
 - (d) at the relevant time, the passenger was not wearing a child restraint because of exceptional circumstances, such as a medical emergency.

[Regulation 235 amended in Gazette 1 Dec 2000 p. 6754; 8 Mar 2002 p. 948; 22 Dec 2006 p. 5821; 5 Apr 2007 p. 1557.]

235A. Penalties for seatbelt offences by driver

- (1) The following points and modified penalties apply for the offences in this Division that refer to this regulation for their penalty, where the driver is not wearing a properly adjusted and securely fastened seatbelt.

Table

<u>Description</u>	<u>Points</u>	<u>Modified Penalty</u>
<u>r. 232(1)</u>		
<u>Driver not wearing a seatbelt (appropriately restrained passengers or no passengers) —</u>		
<u>(a) during a holiday period</u>	<u>8</u>	<u>10 PU</u>
<u>(b) other than a holiday period</u>	<u>4</u>	<u>10 PU</u>
<u>r. 232(1) with r. 233(1) or 234(1)</u>		

Road Traffic Code 2000

Part 16 Persons travelling on or in a vehicle

Division 2 Driver's duties (seatbelts)

r. 235A

Driver not wearing a seatbelt with one unrestrained passenger —

<u>(a) during a holiday period</u>	<u>8</u>	<u>12 PU</u>
<u>(b) other than a holiday period</u>	<u>4</u>	<u>12 PU</u>

r. 232(1) with r. 233(1) or 234(1)

Driver not wearing a seatbelt with 2 unrestrained passengers —

<u>(a) during a holiday period</u>	<u>8</u>	<u>14 PU</u>
<u>(b) other than a holiday period</u>	<u>4</u>	<u>14 PU</u>

r. 232(1) with r. 233(1) or 234(1)

Driver not wearing a seatbelt with 3 unrestrained passengers —

<u>(a) during a holiday period</u>	<u>8</u>	<u>16 PU</u>
<u>(b) other than a holiday period</u>	<u>4</u>	<u>16 PU</u>

r. 232(1) with r. 233(1) or 234(1)

Driver not wearing a seatbelt with 4 or more unrestrained passengers —

<u>(a) during a holiday period</u>	<u>8</u>	<u>18 PU</u>
<u>(b) other than a holiday period</u>	<u>4</u>	<u>18 PU</u>

(2) The following points and modified penalties apply for the offences in this Division that refer to this regulation for their penalty where the driver is wearing a properly adjusted and securely fastened seatbelt.

Table

<u>Description</u>	<u>Points</u>	<u>Modified Penalty</u>
<u>r. 233(1) or 234(1)</u>		
<u>Driver wearing a seatbelt with one unrestrained passenger —</u>		
<u>(a) during a holiday period</u>	<u>8</u>	<u>10 PU</u>

(b) other than a holiday period 4 10 PU

r. 233(1) or 234(1)

Driver wearing a seatbelt with
2 unrestrained passengers —

(a) during a holiday period 8 12 PU

(b) other than a holiday period 4 12 PU

r. 233(1) or 234(1)

Driver wearing a seatbelt with
3 unrestrained passengers —

(a) during a holiday period 8 14 PU

(b) other than a holiday period 4 14 PU

r. 233(1) or 234(1)

Driver wearing a seatbelt with 4 or more
unrestrained passengers —

(a) during a holiday period 8 16 PU

(b) other than a holiday period 4 16 PU

[Regulation 235A inserted in Gazette 29 Feb 2008 p. 696-7.]

Division 3 — Duties of passenger (seatbelts)

236. Passenger to wear seat belt

- (1) A person shall not, while occupying a seat position with a seat belt fitted in a motor vehicle, travel upon a road as a passenger unless the person is wearing the seat belt, and it is properly adjusted and securely fastened.

Modified penalty: 10 PU

- (2) It is a defence in proceedings for an offence against subregulation (1) for the person charged to prove that —
- (a) the person was under 16 years of age at the relevant time;

Road Traffic Code 2000

Part 16 Persons travelling on or in a vehicle

Division 3 Duties of passenger (seatbelts)

r. 237

- (b) the person had a medical certificate at the relevant time and, if required to do so, produced the medical certificate;
- (c) at the relevant time —
 - (i) the person was engaged in work that required the person to alight from and re-enter the passenger car at frequent intervals; and
 - (ii) the passenger car was being driven at a speed not exceeding 25 km/h;
- (d) at the relevant time the passenger was lawfully detained by an officer of a “**detention centre**” (as defined in section 3 of the *Young Offenders Act 1994*) or an officer of a prison; or
- (e) at the relevant time one or more of the passengers was undergoing or giving *bona fide* medical treatment.

[Regulation 236 amended in Gazette 22 Dec 2006 p. 5821;
5 Apr 2007 p. 1557.]

237. Passenger to occupy position with seat belt

- (1) A person who is travelling upon a road as a passenger in a motor vehicle fitted with one or more seat belts shall not occupy a position which is not fitted with a seat belt unless every seat position with a seat belt fitted is occupied by another person.
Modified penalty: 10 PU
- (2) A person who is travelling upon a road as a passenger in a motor vehicle with 2 or more rows of seats shall not occupy a front seat position unless the person —
 - (a) occupies a position that is fitted with a seat belt; or
 - (b) is restrained by a suitable child restraint.Modified penalty: 10 PU
- (3) It is a defence in proceedings for an offence against subregulation (1) for the person charged to prove that —

- (a) at the relevant time, the person was under 16 years of age;
- (b) the person had a medical certificate at the relevant time and, if required to do so, produced the medical certificate; or
- (c) at the relevant time —
 - (i) the person was engaged in work that required the person to alight from and re-enter the vehicle at frequent intervals; and
 - (ii) the vehicle was being driven at a speed not exceeding 25 km/h.

[Regulation 237 amended in Gazette 23 Sep 2003 p. 4170; 22 Dec 2006 p. 5821; 5 Apr 2007 p. 1558.]

Division 4 — Utes etc.

238. Terms used in, and application of, this Division

(1) This Division does not apply to a person before 1 January 2001.

(2) In this Division —

“goods vehicle” means a motor vehicle constructed, equipped or fitted principally for the conveyance of goods or merchandise;

“passenger car” means a motor vehicle, other than a motor cycle, constructed, or used, principally for the conveyance of persons, and includes a motor carrier other than a motorised wheelchair;

“passenger car derivative” means a motor vehicle of the same make as a factory produced passenger car and in which the forward part of the body form and the greater part of the mechanical equipment are the same as those in the passenger car;

238A. Driver not to allow passengers in open utes, trays etc.

- (1) The driver of a passenger car derivative or goods vehicle shall not cause or permit a passenger to travel in or on the back of that vehicle.

Points: during a holiday period 8; otherwise 4

Modified penalty (in each case): 10 PU

- (2) It is a defence in proceedings for an offence against subregulation (1) for the driver to prove that —
- (a) at the relevant time the driver was an officer of a detention centre (as defined in section 3 of the *Young Offenders Act 1994*) or an officer of a prison, and the passenger was lawfully detained;
 - (b) at the relevant time, the passenger was undergoing or giving *bona fide* medical treatment; or
 - (c) at the relevant time —
 - (i) the passenger was engaged in work that required the passenger to alight from and re-enter the vehicle at frequent intervals; and
 - (ii) the vehicle was being driven at a speed not exceeding 25 kilometres per hour.
- (3) On or before 31 December 2005, the driver does not commit an offence under subregulation (1) if —
- (a) the passenger is in a part of the passenger car derivative, or goods vehicle, that is enclosed;
 - (b) all seating positions in that vehicle are occupied by other passengers;
 - (c) the doors and hatches used to enter that part of the vehicle are closed; and
 - (d) any goods carried in that part of the vehicle are securely stowed.
- (4) In subregulation (3) —
“enclosed” means enclosed —

- (a) at the time of manufacture; or
- (b) by a “roll over protection device” to which is affixed an identification plate, approved by the Director General, indicating that the device is constructed and fitted in an approved manner.

[Regulation 238A inserted in Gazette 1 Dec 2000 p. 6755; amended in Gazette 8 Mar 2002 p. 948; 22 Dec 2006 p. 5821; 5 Apr 2007 p. 1558.]

239. No passengers in open utes, trays etc.

- (1) A person who is travelling upon a road as a passenger in a passenger car derivative or goods vehicle shall not travel in or on the back of that vehicle.
Modified penalty: 10 PU
- (2) It is a defence in proceedings for an offence against subregulation (1) for the passenger to prove that —
 - (a) at the relevant time the driver was an officer of a detention centre (as defined in section 3 of *the Young Offenders Act 1994*) or an officer of a prison, and the passenger was lawfully detained;
 - (b) at the relevant time, the passenger was undergoing or giving *bona fide* medical treatment; or
 - (c) at the relevant time —
 - (i) the passenger was engaged in work that required the passenger to alight from and re-enter the vehicle at frequent intervals; and
 - (ii) the vehicle was being driven at a speed not exceeding 25 km/h.
- (3) On or before 31 December 2005, the passenger does not commit an offence under subregulation (1) if —
 - (a) the passenger is in a part of the passenger car derivative, or goods vehicle, that is enclosed;

Road Traffic Code 2000

Part 16 Persons travelling on or in a vehicle

Division 4 Utes etc.

r. 240

- (b) all seating positions in that vehicle are occupied by other passengers;
 - (c) the doors and hatches used to enter that part of the vehicle are closed; and
 - (d) any goods carried in that part of the vehicle are securely stowed.
- (4) In subregulation (3) —
- “enclosed”** means enclosed —
- (a) at the time of manufacture; or
 - (b) by a “roll over protection device” to which is affixed an identification plate, approved by the Director General, indicating that the device is constructed and fitted in an approved manner.

[Regulation 239 amended in Gazette 22 Dec 2006 p. 5821; 5 Apr 2007 p. 1558.]

240. Exemptions

- (1) The Director General may, in writing, exempt —
- (a) the driver of a particular vehicle and any passenger on that vehicle; or
 - (b) a particular vehicle or class of vehicles,
- either generally, or for a specified time or purpose, from any of the provisions in Division 2 or 3, or regulation 238A or 239.
- (2) The Director General may at any time, and in the same manner, revoke an exemption given under subregulation (1).

[Regulation 240 amended in Gazette 1 Dec 2000 p. 6756.]

241. Police to consider safety of alleged offenders

- (1) A member of the Police Force who apprehends a driver or a passenger committing an offence under regulation 235(1), 238A(1) or 239(1) may, having regard to the location in which

the offence is alleged, and the safety of the apprehended person, give a direction authorising the apprehended person to travel to a specified destination, even though travelling to that destination would otherwise involve a further breach of the relevant regulation.

- (2) A direction given under subregulation (1) may be subject to such reasonable conditions that the member of the Police Force considers necessary to ensure the safety of any person or persons affected by the direction.
- (3) A person —
- (a) travelling under the authority of a member of the Police Force under subregulation (1); and
 - (b) acting in accordance with the conditions (if any) imposed by the member of the Police Force when the direction was given,

does not commit a further offence against regulation 235(1), 238A(1) or 239(1) when travelling to the specified destination.

[Regulation 241 amended in Gazette 1 Dec 2000 p. 6756.]

Division 5 — Other duties

242. Body or limbs protruding from vehicles

- (1) A person while driving, or travelling in or on, a motor vehicle shall not permit any part of his or her body or limbs —
- (a) to be upon or in contact with any external part of the vehicle;
 - (b) to extend or protrude beyond or through any external door, window or other opening of the vehicle; or
 - (c) to extend or protrude beyond or hang over any side or the front, rear or any other external portion of the vehicle.

Points: 1 (*driver*) Modified penalty: 1 PU (*driver or passenger*)

- (2) A person shall not drive a motor vehicle while a passenger has any part of his or her body or limbs —
- (a) upon or in contact with any external part of the vehicle;
 - (b) extending or protruding beyond or through any external door, window or other opening of the vehicle; or
 - (c) extending or protruding beyond or hanging over any side or the front, rear or any other external portion of the vehicle.

Points: 1 Modified penalty: 1 PU

- (3) This regulation does not prevent a driver from giving any signal authorised or prescribed by these regulations.
- (4) This regulation does not apply to a person if —
- (a) the person is driving a bus;
 - (b) the person is riding, or a passenger on, a motor cycle;
 - (c) the person is driving, or a passenger in or on, an emergency vehicle; or
 - (d) at the relevant time —
 - (i) the person was engaged in work that required the person to alight from and re-enter the vehicle at frequent intervals; and
 - (ii) the vehicle was being driven at a speed not exceeding 25 km/h.

[Regulation 242 amended in Gazette 22 Dec 2006 p. 5821.]

243. Opening doors and alighting from vehicles

A person shall not —

- (a) open, or leave open, a door of a vehicle; or
- (b) alight from a vehicle onto a carriageway,

so as to endanger other persons using the road or impede the passage of traffic.

Modified penalty: 1 PU

244. Drivers and pillion passengers upon motor cycles to wear protective helmets

(1) In this regulation—

“protective helmet” means a helmet that is, or is of a standard or type that is, approved by the Director General, for the purposes of this regulation, by notice in the *Gazette*.

(2) A person shall not drive a motor cycle unless —

- (a) that person is wearing securely on his or her head a protective helmet; and
- (b) where any other person is riding or being carried on the motor cycle, that other person is wearing a protective helmet securely on his or her head.

Points: 3 Modified penalty: 2 PU

(3) Where any other person is riding or being carried on the motor cycle, that other person shall wear a protective helmet securely on his or her head.

Modified penalty: 2 PU

(4) The provisions of subregulations (2) and (3) do not apply so as to require the wearing of a protective helmet by a person who has, for reasons relating to the person’s medical condition or for any other reason which the Director General considers sufficient, been exempted in writing by the Director General, on or before 30 November 2000, from that requirement.

(5) The Director General may at any time, by notice in writing to the person, amend or revoke an exemption given to a person under subregulation (4).

(6) An exemption given under this regulation —

- (a) has effect from the time it is given until the expiry date ascribed to that exemption by the Director General and set out in the written exemption; and

- (b) may be renewed for a specified period by the Director General.

245. Persons on motor cycles

- (1) A person shall not use a motor cycle upon a road for the carriage of more than one person in addition to the driver.

Points: 3 Modified penalty: 2 PU

- (2) Subregulation (1) does not apply if the motor cycle is —

- (a) a 2-wheeled motor vehicle with a sidecar attached to it that is supported by a third wheel; or
- (b) a motor vehicle with 3 wheels that is ridden in the same way as a motor vehicle with 2 wheels.

- (3) A person shall not use a motor cycle upon a road for the carriage of a passenger, unless —

- (a) the motor cycle is provided with foot rests and a seat, as prescribed by the Vehicle Standards, for use by the passenger; and
- (b) the passenger is sitting upon the prescribed seat, facing forward and using the prescribed footrests.

Points: 3 Modified penalty: 2 PU

- (4) A person shall not drive a motor cycle unless that person has at least one hand on the handle-bars.

Points: 3 Modified penalty: 2 PU

246. Interfering with the driver's control of a vehicle

A person shall not act in any manner or occupy such a position on a moving vehicle as will occasion him or her —

- (a) to interfere with or impede the driver in controlling the vehicle; or
- (b) to prevent the driver and his or her signals from being clearly seen by the drivers of vehicles, or by pedestrians, in the immediate vicinity.

Modified penalty: 1 PU

Part 17 — Additional provisions for drivers of public buses

247. Stopping for a red B light

Subject to regulation 249, the driver of a public bus approaching or at B lights showing a red B light shall stop —

- (a) if there is a stop line at or near the B lights — as near as practicable to, but before reaching, the stop line; or
- (b) if there is no stop line at or near the B lights — as near as practicable to, but before reaching, the nearest or only B lights.

Points: 3 Modified penalty: 3 PU

248. Stopping for a yellow B light

Subject to regulation 249, the driver of a public bus approaching or at B lights showing a yellow B light shall stop —

- (a) if there is a stop line at or near the B lights and the driver can stop safely before reaching the stop line — as near as practicable to, but before reaching, the stop line; or
- (b) if there is no stop line at or near the B lights and the driver can stop safely before reaching the B lights — as near as practicable to, but before reaching, the nearest or only B lights.

Points: 2 Modified penalty: 2 PU

[Regulation 248 amended in Gazette 22 Dec 2006 p. 5822.]

249. Exception to stopping for a red or yellow B light

Despite regulations 247 and 248, the driver of a public bus approaching or at B lights showing a red or yellow B light does not have to stop if the traffic-control signal is also showing a white arrow, and the driver is turning in the direction indicated by the arrow.

250. Proceeding after stopping for a red or yellow B light

The driver of a public bus who stops for B lights showing a red or yellow B light shall not proceed until —


- (a) a white B light is showing; or
- (b) no B light is showing and traffic-control signals at or near the B lights are showing a circular green light.

Points: 3 Modified penalty: 3 PU

251. Proceeding when a traffic-control signal shows a circular red light and a white B light or white traffic arrow is showing

- (1) The driver of a public bus approaching or at a white B light at or near traffic-control signals showing a circular red light may proceed straight ahead, or turn, despite the circular red light.
- (2) The driver of a public bus approaching or at a traffic-control signal showing both a white arrow and a circular red light may turn in the direction indicated by the arrow, despite the circular red light.

White B light



252. Proceeding when a white B light or white arrow is no longer showing

- (1) This regulation applies to —
 - (a) the driver of a public bus at an intersection with B lights showing a white B light who has stopped after the stop line, or nearest or only B lights, at the intersection; or

r. 252

- (b) the driver of a public bus at an intersection with traffic-control signals showing a white arrow, who is turning in the direction indicated by the arrow and has stopped after the stop line, or the nearest or only arrow, at the intersection.

Example

The driver of a public bus may stop after the stop line at an intersection with B lights showing a white B light, and not proceed through the intersection, because the intersection, or a carriageway beyond the intersection, is blocked by traffic.

- (2) If the B lights or arrows displayed by the traffic-control signals change to yellow or red, or turn off, while the driver of a public bus is stopped and the driver has not entered the intersection, the driver shall not proceed until —
 - (a) a white B light is showing;
 - (b) there is no B light showing, and traffic-control signals at or near the B lights are showing a circular green light; or
 - (c) if the driver is turning at the intersection — the traffic-control signals are showing a white arrow, which indicates the direction in which the driver is turning.

Points: 3 Modified penalty: 3 PU

- (3) If the B lights or arrows displayed by the traffic-control signals change to yellow or red, or turn off, while the driver is stopped and the driver has entered the intersection, the driver shall leave the intersection as soon as the driver can do so safely.

Modified penalty: 1 PU

Part 18 — Miscellaneous provisions

Division 1 — Miscellaneous provisions for drivers

253. Driving on paths

- (1) A person shall not drive a vehicle on a path.

Modified penalty: 2 PU

- (2) Subregulation (1) does not apply to —

- (a) a person driving on a part of a path indicated by information on or with a traffic sign as a part where vehicles may drive;
- (b) a physically disabled person in a wheelchair or in a motorised wheelchair;
- (c) a person pushing a perambulator or wheelchair;
- (d) a person wheeling a bicycle, if the person is completely dismounted from the bicycle;
- (e) a person who is 12 years of age or older riding a bicycle, if the path is a shared path or a separated footpath;
- (f) a person under 12 years of age riding a bicycle;
- (g) a person driving a vehicle across the path by the shortest route to enter or leave a driveway or lane;
- (h) a person riding a bicycle, or a motor cycle, that is a postal vehicle, if —
 - (i) the path is not more than 100 m from the next delivery point;
 - (ii) the person takes adequate precautions to avoid colliding with, endangering or obstructing any person or vehicle on the path; and
 - (iii) the person is riding the bicycle or motor cycle at a speed not exceeding 10 km/h;

or

- (i) a member of the Police Force driving a special purpose vehicle in the course of patrolling an area.
- (3) Subregulation (2) only applies to a wheelchair if —
 - (a) the unladen mass of the wheelchair is not over 110 kg;
 - (b) the wheelchair is not travelling over 10 km/h; and
 - (c) because of the driver's physical condition, the driver has a reasonable need to use a wheelchair.
- (4) The driver of a vehicle driving on a path (except the rider of a bicycle) shall give way to all other persons, and to animals, on the path.
Points: 3 Modified penalty: 2 PU
- (5) This regulation does not apply to the rider of an animal riding the animal on a footpath.

[Regulation 253 amended in Gazette 22 Dec 2006 p. 5822.]

254. Driving on a nature strip

- (1) A person shall not drive a vehicle on a nature strip adjacent to a length of carriageway in a built-up area, unless the driver is —
 - (a) entering or leaving, by the shortest practicable route, an area on the nature strip indicated by information on or with a road sign as an area where vehicles may drive;
 - (b) driving on a part of the nature strip indicated by information on or with a road sign as a part where vehicles may drive;
 - (c) driving on the nature strip to enter or leave, by the shortest practicable route, an area adjacent to a carriageway and there is not a part of the nature strip indicated by information on or with a road sign as a part where vehicles may drive;
 - (d) driving a postal vehicle;
 - (e) riding a bicycle or animal;

- (f) driving a ride-on lawnmower that is cutting grass on the nature strip;
- (g) driving a motorised wheelchair; or
- (h) permitted to drive, or park on the nature strip under a local law.

Modified penalty: 2 PU

- (2) A driver driving on a nature strip (except the rider of an animal) shall give way to all other persons, and to animals, on the nature strip.

Penalty:

- (a) if offence committed by the driver of a motor vehicle other than a ride-on lawn mower or motorised wheelchair —
Points: 3 Modified penalty: 2 PU;
- (b) otherwise —
Modified penalty: 2 PU.

[Regulation 254 amended in Gazette 22 Dec 2006 p. 5819.]

255. Creating excessive noise

A person shall not drive a vehicle, in such a manner as to create or cause any undue or excessive noise, or smoke.

Points: 3 Modified penalty: 2 PU

Example

Causing the wheels of the driver's vehicle to lose traction and spin on the road surface may make unnecessary noise or smoke.

256. Putting glass etc. on roads

- (1) A person shall not throw, drop, place or leave or cause or allow to be thrown, dropped, placed or left upon a road any bottle, glass, nail, tack, wire, can, destructive or injurious material or any substance or thing likely to —
- (a) endanger any person, animal or vehicle; or

- (b) obstruct the path of other drivers or pedestrians, or damage a vehicle or anything else (*for example, the road surface*).

Modified penalty: 2 PU

- (2) A person who throws, drops, places or leaves anything, or who causes or allows anything to be thrown, dropped, placed or left upon a road, in contravention of subregulation (1), shall, as soon as practicable thereafter, remove it or cause it to be removed.

Modified penalty: 2 PU

- (3) A person removing a wrecked or damaged vehicle from a road shall remove any glass or other destructive, injurious or dangerous substance or thing that has fallen upon the road from that vehicle.

Modified penalty: 2 PU

- (4) Where the load or any portion of the load of a vehicle falls from the vehicle to the carriageway, the driver of that vehicle shall immediately —
 - (a) reload the fallen object on the vehicle; or
 - (b) remove the fallen object from the carriageway to such a position on the side of the road as will, as far as possible, reduce the danger to vehicles and pedestrians.

Modified penalty: 2 PU

- (5) Subregulation (4) does not apply to straws of hay or similar light material which may blow, or dislodge, from a vehicle loaded with rolls or bales of hay or straw, if that material does not cause a danger or hazard to any person or property.

257. Securing of loads

- (1) A person shall not drive a vehicle that is carrying a load, if the load is placed on the vehicle in a way that —
 - (a) makes the vehicle unstable or otherwise unsafe; or

- (b) it projects from the vehicle in a way that is likely to injure a person, obstruct the path of other drivers or pedestrians, or damage a vehicle or anything else (*for example, the road surface*).

Modified penalty: 3 PU

- (2) A person shall not drive a vehicle that is carrying a load, unless the load is restrained on the vehicle so that the load, or any portion of it, is unlikely —
 - (a) to fall from the vehicle; or
 - (b) to become dislodged from the place on the vehicle where it is restrained.

Modified penalty: 3 PU

- (3) A person shall not drive a vehicle that is carrying a load, unless the load is restrained on the vehicle by a system appropriate to the load.

Modified penalty: 3 PU

- (4) A person shall not drive a vehicle that is carrying a load comprising grain, unless that grain is fully covered or enclosed.

Modified penalty: 3 PU

- (5) In this regulation and regulation 258 —
“to become dislodged from”, in relation to a vehicle, does not include to fall from the vehicle.

[Regulation 257 amended in Gazette 22 Dec 2006 p. 5822.]

258. Evidentiary provisions relating to securing of loads

- (1) In any proceedings for an offence against regulation 257(1), evidence that the load on the vehicle driven by the ~~defendant~~accused was not restrained on the vehicle by a system that complies with the performance standards is evidence that the load was placed on the vehicle in a way that made the vehicle unstable or otherwise unsafe.

Road Traffic Code 2000

Part 18 Miscellaneous provisions

Division 1 Miscellaneous provisions for drivers

r. 258

- (2) In any proceedings for an offence against regulation 257(2)(a), evidence that the load on the vehicle driven by the ~~defendant~~accused was not restrained on the vehicle by a system that complies with the performance standards is evidence that the load was not restrained on the vehicle so that the load, or any portion of it, was unlikely to fall from the vehicle.
- (3) In any proceedings for an offence against regulation 257(2)(a), evidence that the load, or any portion of it, on the vehicle driven by the ~~defendant~~accused fell from the vehicle, is evidence that the load was not restrained on the vehicle so that the load, or any portion of it, was unlikely to fall from the vehicle and, in the absence of evidence to the contrary, is proof of that fact.
- (4) In any proceedings for an offence against regulation 257(2)(b), evidence that the load on the vehicle driven by the ~~defendant~~accused was not restrained on the vehicle by a system that complies with the performance standards is evidence that the load was not restrained on the vehicle so that the load, or any portion of it, was unlikely to become dislodged from the place on the vehicle where it was restrained.
- (5) In any proceedings for an offence against regulation 257(2)(b), evidence that the load, or any portion of it, became dislodged from the place on the vehicle where it was restrained, is evidence that the load was not restrained on the vehicle so that the load, or any portion of it, was unlikely to become dislodged from the place on the vehicle where it was restrained and, in the absence of evidence to the contrary, is proof of that fact.
- (6) In any proceedings for an offence against regulation 257(3), evidence that the load on the vehicle driven by the ~~defendant~~accused was not restrained on the vehicle by a system that complies with the performance standards is evidence that the load was not restrained on the vehicle by a system appropriate to the load.
- (7) In this regulation —

“g” means the force equivalent to the force generated by the rate of acceleration due to gravity, which is to be taken to be 9.81 m/s² for the purposes of the performance standards;

“the performance standards”, in relation to a system by means of which a load is restrained on a vehicle, means the requirement that the system is capable of restraining the load on the vehicle despite being subjected to each of the following forces separately:

- (a) 0.8 g deceleration in a forward direction;
- (b) 0.5 g deceleration in a backward direction;
- (c) 0.5 g acceleration in a lateral direction;
- (d) 0.2 g acceleration, relative to the load, in a vertical direction.

[\[Regulation 258 amended in Gazette 29 Feb 2008 p. 697.\]](#)

259. Selling papers and cars, hitch-hiking etc.

- (1) A person shall not, while on a carriageway or median strip —
 - (a) solicit contributions, employment or a ride from an occupant of a vehicle; or
 - (b) offer a newspaper, periodical or magazine for sale, to the occupant of a vehicle.

Modified penalty: 1 PU

- (2) A person in a vehicle shall not buy or offer to buy a newspaper, periodical or magazine from a person who is on a carriageway or median strip.

Modified penalty: 1 PU

- (3) A person shall not park a vehicle on any portion of a road if the vehicle is exposed for sale.

Modified penalty: 1 PU

260. Vehicles etc. to have wheels

A person shall not drive or draw a vehicle, tractor, machine, implement or other thing or cause it to be driven or drawn, unless —

- (a) provision is made for its movement on wheels and no part of it, other than the wheels, comes into contact with the road; and
- (b) its wheels or tyres, as the case may be, conform with the requirements of the Vehicle Standards.

Modified penalty: 1 PU

261. Driving backwards

A person shall not drive a vehicle in reverse —

- (a) unless he or she can do so with safety; or
- (b) for a greater distance than is reasonable, having regard to the circumstances.

Points: 1 Modified penalty: 2 PU

[Regulation 261 amended in Gazette 22 Dec 2006 p. 5822.]

262. Restrictions on reversing in City Block, Perth

- (1) Despite regulation 261, a person shall not, between the hours of 8 a.m. and 12.30 p.m. on Saturdays, and between the hours of 8 a.m. and 6 p.m. on any other day of the week, except Sunday, drive a vehicle in reverse into, or out of, any road or any private lane, driveway, right of way or premises —
 - (a) situated within the City Block, Perth; or
 - (b) giving access to any road situated between St. George's Terrace and the Swan River.
- (2) This regulation does not apply to the driving of a vehicle in reverse into, or out of, a road or any private lane, driveway, right of way or premises where —

- (a) the Minister has by notice in writing directed that the provisions of subregulation (1) do not apply to the road, private lane, driveway, right of way or premises during specified hours; and
 - (b) a road sign is erected, established or displayed specifying the hours during which the exemption applies.
- (3) For the purposes of this regulation —
- “City Block, Perth”** means all that portion of the municipal district of the City of Perth contained within and bounded by the furthestmost property lines of —
- (a) Wellington Street between George Street and Lord Street;
 - (b) Lord Street between Wellington Street and Victoria Square;
 - (c) that portion of Victoria Square west of the eastern property lines of Lord Street and Victoria Avenue;
 - (d) Victoria Avenue between Victoria Square and St. George’s Terrace;
 - (e) St. George’s Terrace between Victoria Avenue and St. George’s Place; and
 - (f) St. George’s Place and George Street between St. George’s Terrace and Wellington Street.

263. Drivers to have uninterrupted and undistracted views etc.

- (1) A person shall not drive a vehicle, unless —
 - (a) he or she is in such a position behind the steering wheel that he or she has full control over the vehicle;
 - (b) he or she can obtain a full and uninterrupted view of the road and any traffic ahead and on each side of him or her; and

- (c) he or she can obtain, in a rear-vision mirror or mirrors attached to the vehicle, a clear reflected view of every overtaking vehicle.

Points: 1 Modified penalty: 2 PU

- (2) For the purposes of subregulation (1), a driver is not able to obtain a full and uninterrupted view of the road and any traffic ahead and on each side of him or her if the vehicle has —
 - (a) a mascot, toy or similar article attached to the windshield, or to the rear or other window of the vehicle; or
 - (b) a mascot, toy or similar article attached to the interior of the vehicle in such a position as to obstruct or be likely to obstruct the vision, or to distract or to be likely to distract the attention, of a person while driving the vehicle.

[Regulation 263 amended in Gazette 22 Dec 2006 p. 5822.]

264. Use of visual display units etc. in a vehicle

- (1) A driver shall not drive a motor vehicle that has a television receiver or visual display unit in or on the vehicle operating while the vehicle is moving, or is stationary but not parked, if any part of the image on the screen —
 - (a) is visible to the driver from the normal driving position; or
 - (b) is likely to distract another driver.

Points: 3 Modified penalty: 2 PU

- (2) Subregulation (1) does not apply to a driver if —
 - (a) the driver is driving a public bus and the visual display unit is, or displays, a destination sign or other bus sign;
 - (b) the visual display unit is, or is part of, a driver's aid; or
 - (c) the driver is driving a taxi and the visual display unit is displaying work-related information.

Examples of driver's aids

- 1 Closed-circuit television security cameras.
- 2 Dispatch systems.
- 3 Navigational or intelligent highway and vehicle system equipment.
- 4 Rearview screens.
- 5 Ticket-issuing machines.
- 6 Vehicle monitoring devices.

265. Use of hand-held mobile phones

- (1) On or after 1 July 2001, a driver shall not drive a motor vehicle and use a hand-held mobile phone while the vehicle is moving, or is stationary but not parked.

Points: 3 Modified penalty: ~~2~~5 PU

- (2) In this regulation —

“mobile phone” does not include a CB radio or any other two-way radio.

*[Regulation 265 amended in Gazette 22 Dec 2006 p. 5822;
[29 Feb 2008 p. 697.](#)]*

266. Learners to display “L” sign

- (1) A person who is learning to drive a motor vehicle shall not drive it on a road, and the person in charge of a motor vehicle in which a person is learning to drive shall not permit or suffer it to be driven on a road, unless there is conspicuously displayed on the front and the rear of the motor vehicle a plate measuring not less than 150 mm by 150 mm and bearing a black letter “L” clearly marked on a yellow background.

Modified penalty: 1 PU

- (2) A person shall not drive a motor vehicle displaying a plate bearing a letter “L” unless that person is learning to drive the motor vehicle or unless the person sitting beside him or her is learning to drive it.

Modified penalty: 1 PU

Division 2 — Provisions for people in charge of animals

267. Leading animals

- (1) A person riding an animal shall not lead more than one other animal.

Modified penalty: 1 PU

- (2) A person shall not lead an animal, while riding in a motor vehicle, or more than 2 animals while riding in any other vehicle that is not an animal.

Modified penalty: 1 PU

- (3) A person shall not drive a vehicle (that is not an animal) if an animal tethered to that vehicle is walking or running behind or alongside the vehicle when the vehicle is moving.

Points: 3 (*if the vehicle is a motor vehicle*)

Modified penalty: 2 PU

268. Rider of an animal on a footpath or nature strip to give way to pedestrians

The rider of an animal shall give way to any pedestrian on a footpath or nature strip.

Modified penalty: 1 PU

269. Riding an animal alongside more than one other rider

- (1) The rider of an animal shall not ride on a carriageway that is not a multi-lane carriageway alongside more than one other rider, unless the rider is overtaking the other riders or droving stock.

Modified penalty: 1 PU

- (2) The rider of an animal shall not ride in a marked lane alongside more than one other rider in the marked lane, unless the rider is overtaking the other riders or droving stock.

Modified penalty: 1 PU

- (3) If the rider of an animal is riding on a carriageway that is not a multi-lane carriageway alongside another rider, or in a marked lane alongside another rider in the marked lane, the rider shall not ride more than 1.5 m from the other rider.

Modified penalty: 1 PU

270. Proper control of animals

A person shall not on any road or place to which the public is permitted, whether on payment of a fee or otherwise, to have access —

- (a) drive or ride an animal while under the influence of alcohol, drugs or alcohol and drugs to such an extent as to be incapable of having proper control of the animal;
- (b) drive or ride an animal recklessly or without due care and attention.

Modified penalty: 2 PU

Division 3 — Directions by police and authorised persons

271. “Authorised person” to be declared

- (1) For the purposes of this Division, the Commissioner of Police may declare a person or class of persons to be an authorised person.
- (2) Notice of a declaration under subregulation (1) is to be published in the *Gazette*.

[Regulation 271 amended in Gazette 23 Sep 2003 p. 4170 ².]

272. Obedience to police or authorised persons

- (1) Every pedestrian and driver shall obey the signal by hand or the reasonable oral direction given by a member of the Police Force or—
 - (a) an authorised person, if the signal or direction given by him or her is given for the purpose of ensuring the safety, or facilitating the movement, of traffic or persons

Road Traffic Code 2000

Part 18 Miscellaneous provisions

Division 3 Directions by police and authorised persons

r. 273

at or near the scene of an incident resulting in a dangerous situation;

- (b) an authorised person, if the signal or direction given by him or her is given for the purpose of facilitating the movement of a fire engine or other emergency vehicle;
- (c) an authorised person, if the signal given by him or her is given for the purpose of facilitating the movement of an ambulance that is an emergency vehicle; or
- (d) an authorised person, if the signal or direction given by that person is given —
 - (i) for the purpose of facilitating the movement of an oversize vehicle being escorted by an accredited pilot; and
 - (ii) while the authorised person is wearing reflective apparel of a type approved by the Commissioner of Police by notice published in the *Gazette*,

notwithstanding that the signal or oral direction given by any of them appears to require the pedestrian or driver to act in contravention of these regulations.

Points: 3 (*driver*)

Modified penalty: 2 PU (driver or pedestrian)

- (2) It is a defence to any ~~complaint~~[prosecution notice](#) of a breach of these regulations that the ~~defendant~~[accused](#) was, at the time of the alleged offence, acting in conformity with a signal or direction given under subregulation (1).

[*Regulation 272 amended in Gazette 11 Jan 2002 p. 51; 30 Jul 2004 p. 3107; [29 Feb 2008 p. 697.](#)*]

273. Directions by police

- (1) Where a member of the Police Force regulating traffic gives a signal to stop, then —

- (a) a driver approaching the person giving the signal, from the direction towards which the palm of that person's hand is facing, shall stop the vehicle at a stop line, or the edge of the intersection, or at a reasonable distance from that person, and shall not drive forward, until given the signal to proceed; and
- (b) a pedestrian shall not cross the carriageway —
 - (i) at an intersection, except in the direction in which vehicular traffic is then permitted to proceed; or
 - (ii) at a place, other than at an intersection, until given the signal, or otherwise directed, to proceed.

Points: 3 (*driver*)

Modified penalty: 2 PU (driver or pedestrian)

- (2) For the purposes of this regulation —
 - (a) a signal to stop may be given with either hand, with the upper arm horizontal, the forearm and fingers pointing upwards, and the open palm of the hand facing the traffic that is required to stop; and
 - (b) a signal to proceed may be given by extending the arm and fingers horizontally to the body, and then moving the forearm in the direction, with the palm facing towards the direction in which the traffic is required to proceed.
- (3) Notwithstanding the provisions of subregulation (1), a driver approaching a member of the Police Force from that person's front or rear shall, where no signal is given, stop the vehicle and not drive forward, until given the signal to proceed.
Points: 3 Modified penalty: 2 PU
- (4) A person shall not obstruct any member of the Police Force who is exercising any of the powers vested in him or her, or

performing any of the duties imposed upon him or her, under the provisions of the Act or these regulations.

Modified penalty: 2 PU

Division 4 — Unattended and unauthorised vehicles and stock on roads

274. Removal of unattended vehicles

- (1) A member of the Police Force may remove an unattended vehicle or cause it to be removed, from a road to a police station, or any other place where it may conveniently be detained, if —
 - (a) the member has reasonable cause to believe it is an unlicensed vehicle, or is fitted with an identification tablet or plate that was not issued by the Director General for the vehicle;
 - (b) it is not fitted with an identification tablet or plate;
 - (c) it is apparently abandoned;
 - (d) it is so parked as to cause an obstruction, or to constitute a danger to traffic; or
 - (e) the member has reasonable cause to believe it has been involved in an accident, on the road.
- (2) Where a vehicle is moved under the provisions of this regulation, the cost of removing the vehicle may be recovered from the responsible person on ~~complaint~~, [an application](#) in the Magistrates Court³.

[Regulation 274 amended in Gazette 23 Dec 2005 p. 6291; 29 Feb 2008 p. 698.]

275. Unattended stock on roads

- (1) A person in charge of stock shall not —
 - (a) allow it to stray onto a road; or

- (b) having taken stock onto a road, allow it to remain there unattended, or inadequately attended.

Modified penalty: 1 PU

- (2) It is a defence to a complaint under subregulation (1), of allowing stock to stray onto a road, that all reasonable precautions were taken to prevent the stock from straying onto the road.
- (3) Any stock that is straying on, unattended on or obstructing any portion of, a road, may be seized by a member of the Police Force or an officer of the local government of the district and placed in a public pound.

276. Restrictions on driving of stock

A person shall not drive stock along or across a road unless the person —

- (a) takes all reasonable precautions to warn approaching traffic of the presence of the stock; and
- (b) arranges the driving of the stock at such times, and in such numbers, and establishes such control of the stock on the road, as is likely to prevent it causing unreasonable delay to the passage of other traffic.

Modified penalty: 1 PU

277. Permit for driving of stock

- (1) A person shall not drive a herd of cattle or a flock of sheep into, or along, a road or public place within a town without first having obtained the permission in writing to do so, from the Director General.

Modified penalty: 1 PU

- (2) The Director General may, when granting permission for the purposes of this regulation, restrict the operation of the permit to such times and places as the Director General thinks fit.

- (3) A person shall not drive animals in respect of which a permit has been issued under this regulation, except in accordance with the terms and conditions of the permit.

Modified penalty: 1 PU

Division 5 — Towing

278. Towing a vehicle, trailer etc.

- (1) A person shall not drive a vehicle that is towing another vehicle, on a road, unless —
- (a) the space between the 2 vehicles does not exceed 4 m or, where either vehicle is a motor cycle, 2.5 m;
 - (b) any rope, chain or wire used for the purposes of the tow, that is longer than 2 m, has a flag or other similar object attached to it, so as to render it clearly visible to traffic approaching the tow, laterally;
 - (c) a competent and qualified person is in charge of the towed vehicle, to control it, while on tow, and that person can, in fact, control it; and
 - (d) it is safe to do so.

Modified penalty: 1 PU

- (2) The provisions of subregulation (1) do not apply where a vehicle is being towed in such a manner that some of its wheels are not on the ground; and the Director General may, by a permit in writing, waive the requirements of that subregulation, subject to such conditions as the Director General may impose and, in that event, a person shall not cause the vehicle to be towed, except in conformity with those conditions.

- (3) A person shall not drive a vehicle towing a trailer or an articulated vehicle, while a person is in or upon that trailer or the towed part of the articulated vehicle.

Modified penalty: 1 PU

- (4) A person shall not ride —

- (a) in or upon a trailer or the towed part of an articulated vehicle, while it is being towed; or
- (b) in a towed vehicle, unless all wheels of that vehicle are on the ground.

Modified penalty: 1 PU

- (5) Subregulations (3) and (4)(a) do not apply —
 - (a) to the driver of a vehicle towing a trailer or a person riding on a trailer where the trailer is actually engaged in work at the site of road construction or maintenance;
 - (b) to the driver of an articulated vehicle or a person riding on the towed part of an articulated vehicle where the rear part of that vehicle is being manually steered; or
 - (c) to the driver of a vehicle towing a trailer or a person riding on a trailer where the trailer —
 - (i) is equipped with fire fighting appliances;
 - (ii) is being used for the control of fire or for fire management purposes; and
 - (iii) complies with the Vehicle Standards in relation to mudguards,and does not exceed 15 km/h.
- (6) Subregulation (3) does not apply to the driver of a vehicle towing a trailer (if the trailer is designed to carry passengers) or to the driver of an articulated vehicle (if the towed part of that articulated vehicle is designed to carry passengers) where —
 - (a) a licence relating to that trailer, or that towed part of an articulated vehicle, has been endorsed by the Director General to the effect that it is suitable for the carriage of passengers;
 - (b) the towing speed does not exceed 80 km/h; and

Road Traffic Code 2000

Part 18 Miscellaneous provisions

Division 5 Towing

r. 279

- (c) the vehicle is being driven in accordance with any conditions imposed upon the licence relating to the trailer or towed part of that articulated vehicle.
- (7) Subregulation (4)(a) does not apply to a person riding in or upon —
 - (a) a trailer, if the trailer is designed to carry passengers; or
 - (b) the towed part of an articulated vehicle, if the towed part of that articulated vehicle is designed to carry passengers.

[Regulation 278 amended in Gazette 23 Sep 2003 p. 4171.]

279. Towed vehicles, trailers etc.

- (1) Subject to subregulation (2), a person shall not drive —
 - (a) an articulated vehicle to which any other vehicle is attached; or
 - (b) any vehicle to which more than one other vehicle is directly or indirectly attached,

except in conformity with such special or general directions as the Commissioner of Main Roads may from time to time give, either directly or by notice in the *Government Gazette*.

Modified penalty: 1 PU

- (2) Subregulation (1) does not apply in relation to the towing of an articulated vehicle in accordance with the *Road Traffic (Tow Truck) Regulations 1975*.

[Regulation 279 amended in Gazette 1 Nov 2002 p. 5398.]

Part 19 — Exemptions, specific local and transitional provisions

Division 1 — Exemptions

280. Exemption for drivers of emergency vehicles (police officers)

- (1) A provision of these regulations does not apply to the driver of an emergency vehicle being used for official duties by a police officer if —
- (a) in the circumstances —
 - (i) the driver is taking reasonable care; and
 - (ii) it is reasonable that the provision should not apply;
 - and
 - (b) the vehicle is a motor vehicle that is moving and the vehicle is displaying a blue or red flashing light or sounding an alarm.
- (2) Subregulation (1)(b) does not apply to the driver if, in the circumstances, it is reasonable —
- (a) not to display the light or sound the alarm; or
 - (b) for the vehicle not to be fitted or equipped with a blue or red flashing light or an alarm.

281. Exemption for drivers of emergency vehicles (other)

A provision of these regulations does not apply to the driver of an emergency vehicle that is not being used for official duties by a police officer if —

- (a) in the circumstances —
 - (i) the driver is taking reasonable care; and
 - (ii) it is reasonable that the provision should not apply;
- and

- (b) the vehicle is a motor vehicle that is moving and the vehicle is displaying a blue or red flashing light or sounding an alarm.

282. Stopping and parking exemption for emergency vehicles, police vehicles and authorised persons

- (1) A provision of Part 12 does not apply to the driver of an emergency vehicle or a vehicle being used for routine official duties by a member of the Police Force if, in the circumstances —
 - (a) the driver is taking reasonable care; and
 - (b) it is reasonable that the provision should not apply.
- (2) A provision of Part 12 does not apply to a driver who is an authorised person driving a vehicle in the course of his or her duty as an authorised person if, in the circumstances —
 - (a) the driver is taking reasonable care; and
 - (b) it is reasonable that the provision should not apply.
- (3) Regulation 132 and 133, and the provisions of Part 12, do not apply to a driver who is driving a vehicle collecting household waste for or on behalf of a local government if, in the circumstances —
 - (a) the driver is taking reasonable care; and
 - (b) it is reasonable that the provision should not apply.

283. Exemption for police and emergency workers on foot or on patrol

- (1) A provision in Part 14 does not apply to a member of the Police Force or an emergency worker acting in the course of his or her duty if, in the circumstances —
 - (a) the member of the Police Force or emergency worker is taking reasonable care; and
 - (b) it is reasonable that the provision should not apply.

- (2) In this regulation —
- “emergency worker”** means —
- (a) member of a fire brigade;
 - (b) an ambulance officer;
 - (c) a member of the State Emergency Services; or
 - (d) a person specified as an emergency worker, for the purposes of these regulations, by the Director General.

284. General exemptions from seatbelt provisions

- (1) Part 16 does not apply to —
- (a) a member of the Police Force when the driving is in the course of his or her duty and in urgent circumstances; or
 - (b) the drivers and passengers of fire fighting vehicles when engaged in fire fighting activity;
 - (c) an ambulance officer or any person providing medical assistance to a person;
 - (d) a person who, or class of persons that, has been exempted in writing by the Director General from the application of the Part, and is complying with any terms and conditions of that exemption.
- (2) Part 16 Divisions 2, 3 and 4 do not apply to passengers of a member of the Police Force or to members of the Police Force when conveying passengers if, in the officer’s opinion, the wearing of a seat belt would be inappropriate (*for example, when the passenger is in lawful custody, or when the safety of the officer may be compromised*).
- (3) Regulations 233, 234 and 235 do not apply to the driver of a bus.
- (4) Regulations 235 and 239 do not apply to the following:
- (a) the driver of, or passengers on or in, an emergency vehicle;

Road Traffic Code 2000

Part 19 Exemptions, specific local and transitional provisions

Division 1 Exemptions

r. 285

- (b) the driver of, or passengers on or in, a vehicle while it is being used solely, or principally, for agricultural purposes or farming activities.

[Regulation 284 amended in Gazette 23 Sep 2003 p. 4171; 9 Mar 2007 p. 849.]

285. Exemption for road workers etc.

- (1) A provision set out in the Table to subregulation (2) does not apply to a person at the site of, and engaged in, roadworks if, in the circumstances —
- (a) it is not practicable for the person to comply with the provision; and
 - (b) sufficient warning of the roadworks has been given to other road users.
- (2) Subregulation (1) applies to the provisions set out in the Table to this subregulation.

Table

Part 4 (Turns), Division 1 (Left turns at intersections) and
Division 2 (Right turns (except hook turns) at intersections)

Part 7 (Giving way), except —

- * regulation 50 (Stopping and giving way at a stop sign or stop line at an intersection without traffic-control signals)
 - * regulation 51 (Stopping and giving way at a stop sign or stop line at other places)
 - * regulation 52 (Giving way at a give way sign or give way line at an intersection)
 - * regulation 53 (Giving way at a give way sign at a bridge or length of narrow carriageway)
 - * regulation 54 (Giving way at a give way sign or give way line at other places)
-

Part 8 (Traffic signs and road markings), except —

- * regulation 84 (Clearance and low clearance signs — *to the extent that a vehicle passes a sign, but not so as to allow an oversize vehicle to attempt to pass under*
-

the object that is the subject of the sign)

* regulation 85 (Load limit signs)

Part 11 (Keeping to the left), except —

* regulation 121 (No overtaking unless safe to do so)

* regulation 124 (Keeping a safe distance when overtaking)

Part 12 (Restrictions on stopping and parking)

Regulation 190 (Using horns and similar warning devices)

Part 14 (Regulations for pedestrians), except regulation 201(1) (which is about unreasonably causing a traffic hazard by moving into the path of an approaching vehicle or pedestrian)

Regulation 232 (Driver to wear seat belt)

[Regulation 233 \(Driver to ensure that passenger wears seatbelt\)](#)

[Regulation 234 \(Driver to ensure that passenger occupies position with seat belt if available\)](#)

Regulation 236 (Passenger to wear seat belt)

Regulation 242 (Body or limbs protruding from vehicles)

Regulation 253 (Driving on paths)

Regulation 254 (Driving on a nature strip)

Regulation 261 (Driving backwards)

Regulation 263(1)(b) (which requires a driver to have a clear view of the surrounding road and traffic)

Regulation 278(1)(a) and (b) (which are about the space between vehicles and the visibility of the tow line when towing a vehicle)

- (3) Regulation 11 (Speed limits generally) does not apply to a driver driving a motor vehicle and engaged in speed zoning activities authorised by the Minister.
- (4) In this regulation —
- “roadworks”** means —
- (a) construction or maintenance of a road (including a level crossing);
 - (b) road cleaning;
 - (c) installation or maintenance work authorised under another law of this jurisdiction on, above or below a road;

- (d) installation or maintenance of a traffic-control signal, road sign, traffic-related item or traffic monitoring device;
- (e) a traffic survey authorised under another written law; or
- (f) a road surface survey test.

[Regulation 285 amended in Gazette 8 Feb 2008 p. 319; [29 Feb 2008 p. 698.](#)]

285A. Exemption for operators of speed measuring equipment

- (1) A provision set out in the Table to subregulation (2) does not apply to a person certified by the Commissioner of Police (or a delegate) as being competent to use speed measuring equipment when that person is acting in the course of his or her duty relating to the operation of approved speed measuring equipment if, in the circumstances —
 - (a) the person is taking reasonable care; and
 - (b) it is reasonable that the provision should not apply.
- (2) Subregulation (1) applies to the provisions set out in the Table to this subregulation.

Table

- * regulation 76 (driving in an emergency stopping lane)
- * regulation 119 (driving on or across a median strip, painted island, etc.)
- * regulation 140 (stopping in a *no stopping* area)
- * regulation 141 (stopping or parking in a *no parking* area)
- * regulation 142 (stopping on a carriageway with a yellow edge line)
- * regulation 149 (stopping on a freeway)
- * regulation 150 (stopping in an emergency stopping lane)
- * regulation 161 (stopping on a bridge or in a tunnel, etc.)
- * regulation 165 (stopping on a path, median strip, nature strip)

- or traffic island)
- * regulation 166(1) (obstructing access to and from a path)
 - * regulation 173 (parking for longer than indicated)
 - * regulation 175 (parking where fees are payable)
 - * regulation 176(1), but only as it relates to subregulations (2), (6) and (7) (parallel parking on a carriageway)
 - * regulation 177 (parallel parking in a median strip parking area)
 - * regulation 178 (angle parking)
 - * regulation 179 (parking in parking bays)
 - * regulation 181 (failing to secure a motor vehicle)
 - * regulation 195 (pedestrians on a road with a road access sign)
 - * regulation 204 (pedestrians on part of a path designated for bicycles only)
 - * regulation 253 (driving on paths)
 - * regulation 254 (driving on a nature strip)

[Regulation 285A inserted in Gazette 11 Dec 2002 p. 5789-90.]

285B. Exemption for operators of “red light” cameras

- (1) A provision set out in the Table to subregulation (2) does not apply to a person employed by the Commissioner of Police (or a delegate) to install, clean, maintain or operate cameras placed at intersections to record vehicles that do not comply with traffic lights, when that person is acting in the course of his or her employment if, in the circumstances —
 - (a) the person is taking reasonable care; and
 - (b) it is reasonable that the provision should not apply.
- (2) Subregulation (1) applies to the provisions set out in the Table to this subregulation.

Table

- * regulation 140 (stopping in a *no stopping* area)
- * regulation 141 (stopping or parking in a *no parking* area)

Road Traffic Code 2000

Part 19 Exemptions, specific local and transitional provisions

Division 1 Exemptions

r. 286

- * regulation 142 (stopping on a carriageway with a yellow edge line)
- * regulation 143(2) (stopping within 20 m of an intersection with traffic-control signals)
- * regulation 158 (stopping in a shared zone)
- * regulation 165 (stopping on a path, median strip, nature strip or traffic island)
- * regulation 173 (parking for longer than indicated)
- * regulation 175 (parking where fees are payable)
- * regulation 181(2) (failing to secure a motor vehicle)
- * regulation 201 (person obstructing pedestrians or vehicles on a path)
- * regulation 204 (pedestrians on part of a path designated for bicycles only)
- * regulation 253 (driving on paths)
- * regulation 254 (driving on a nature strip)

[Regulation 285B inserted in Gazette 23 Sep 2003 p. 4171-2.]

286. Exemption for oversize vehicles

A provision set out in the Table to this regulation does not apply to the driver of an oversize vehicle, or the driver of a vehicle escorting or piloting an oversize vehicle, if —

- (a) it is not practicable for the driver to comply with the provision;
- (b) the driver is taking reasonable care; and
- (c) the driver is complying with any other relevant law of this jurisdiction relating to oversize vehicles, including the conditions of any permit or authority issued in relation to the oversize vehicle.

Table

- * Part 7 (Giving way), except —
 - * regulation 50 (Stopping and giving way at a stop sign or stop line at an intersection without traffic-control signals)
 - * regulation 51 (Stopping and giving way at a stop sign or stop line at other places)
 - * regulation 52 (Giving way at a give way sign or give way line at an intersection)
 - * regulation 53 (Giving way at a give way sign at a bridge or length of narrow carriageway)
 - * regulation 54 (Giving way at a give way sign or give way line at other places)
- * Part 8 (Traffic signs and road markings), except —
 - * regulation 85 (Load limit signs)
 - * regulation 92(3) (which is about entering a roundabout from the right marked lane or line of traffic)
 - * regulation 97 (Obeying arrows marked on the surface of a marked lane in a roundabout)
- * Part 11 (Keeping to the left), except —
 - * regulation 121 (No overtaking unless safe to do so)
 - * regulation 124 (Keeping a safe distance when overtaking)
- * Part 12 (Restrictions on stopping and parking)
 - * regulation 242 (Body or limbs protruding from vehicles)
 - * regulation 253 (Driving on paths)
 - * regulation 254 (Driving on a nature strip)
 - * regulation 261 (Driving backwards)
 - * regulation 263(1)(b) (which requires a driver to have a clear view of the surrounding road and traffic)

*[Regulation 286 amended in Gazette 1 Dec 2000 p. 6756;
25 Jan 2001 p. 593.]*

287. Exemption for tow truck drivers

- (1) It is a defence to the prosecution of the driver of a tow truck for an offence against a provision set out in the Table to this regulation if, at the time of the offence —
- (a) the driver is engaged in loading, or connecting to, a vehicle set out in subregulation (2);
 - (b) the driver is unable to comply with the provision;
 - (c) the tow truck is displaying a flashing light; and
 - (d) the driver is acting safely.

Table

- * Part 6 (Traffic—control signals (traffic lights and twin alternating red lights))
- * Part 7 (Giving way), Division 1 (Places with a stop sign, stop line, give way sign or give way line applying to the driver)
- * Part 8 (Traffic signs and road markings)
- * Part 9 (Roundabouts)
- * Part 11 (Keeping to the left, etc)
- * Part 12 (Restrictions on stopping and parking)
- * regulation 253 (Driving on paths)
- * regulation 254 (Driving on a nature strip)

- (2) This regulation applies to towing the following vehicles —
- (a) a vehicle at the scene of an accident;
 - (b) a disabled vehicle;
 - (c) a vehicle unsafely or unlawfully parked that the driver is authorised to tow away under another law of this jurisdiction.

288. Exemption for postal vehicles

A provision set out in the Table to this regulation does not apply to the driver of a postal vehicle.

Table

- * regulation 151 (Stopping in a loading zone)
- * regulation 152 (Stopping in a truck zone)
- * regulation 154(1) (which relates to stopping in a taxi zone)
- * regulation 155 (Stopping in a mail zone)
- * regulation 159 (Double parking)
- * regulation 161 (Stopping on a bridge or in a tunnel, etc.)
- * regulation 162 (Restriction on stopping vehicle on crests, curves, etc.)
- * regulation 166 (Obstructing access to and from a path, driveway, etc.)

289. Exemption for certain vehicles displaying flashing warning lights

- (1) Regulation 193 (prohibiting the use, on a vehicle, of a light displaying intermittent flashes) does not extend to —
 - (a) the use of a light displaying intermittent flashes of a colour or colours approved by the Director General, upon —
 - (i) a vehicle when conveying a police officer on official duty or when that vehicle is stationary at any place connected with the official duty;
 - (ii) any other type of vehicle approved by the Director General and used in conformity with any conditions that may be imposed by the Director General;

- (b) the use, of a light displaying intermittent red flashes (or flashes of another colour or colours approved by the Director General), upon an emergency vehicle;
- (c) the use of a light displaying intermittent yellow flashes (or flashes of another colour or colours approved by the Director General), upon —
 - (i) an emergency vehicle, or a vehicle conveying a person who is authorised by the Director General under section 49 of the *Transport Co-ordination Act 1966*;
 - (ii) a special purpose vehicle occupying a hazardous position on a road, while stationary or manoeuvring at a speed not exceeding 20 km/h;
 - (iii) a vehicle engaged in road construction or road maintenance as described in the Vehicle Standards;
 - (iv) a pilot or escort vehicle travelling in front of or behind a vehicle or convoy of vehicles that exceed the maximum height, width, length or mass limitations under the Vehicle Standards while that vehicle, or those vehicles, are subject to a permit issued under those regulations;
 - (iva) a vehicle or vehicle combination that exceeds the maximum height, width, length or mass limitations under the Vehicle Standards while that vehicle, or that combination, is subject to a permit issued under those regulations, requiring those lights;
 - (v) a pilot or escort vehicle travelling in front of or behind an agricultural machine, a towed agricultural implement, or a convoy of such vehicles;

Road Traffic Code 2000

Part 19 Exemptions, specific local and transitional provisions

Division 2 Specific local provisions

r. 290

- (e) the use, upon a bicycle, of a flashing light, in compliance with the Vehicle Standards or if permitted by regulation 224 of these regulations.
- (2) This regulation does not prohibit the use of flashing signalling devices —
 - (a) in accordance with Part 5 or Part 13, Division 1;
 - (ab) that are a part of an alarm system; or
 - (b) on military vehicles operated by the Defence Forces of the Commonwealth.
- (3) In this regulation “**agricultural implement**” and “**agricultural machine**” have the same meanings as they have in the Vehicle Standards.

*[Regulation 289 amended in Gazette 1 Dec 2000 p. 6756-7;
1 Nov 2002 p. 5398.]*

Division 2 — Specific local provisions

290. Processions and public meetings

- (1) A person shall not, without the authority in writing of the Commissioner of Police, conduct a procession or parade; and a person shall not take part in a procession or parade that has not been authorised pursuant to this regulation.
Modified penalty: 1 PU
- (2) The Commissioner of Police shall authorise the conduct, subject to such safety conditions, and lawful requirements and limitations as the Commissioner of Police sees fit to impose, of a lawful procession or parade unless the Commissioner of Police is satisfied that the procession or parade will —
 - (a) give rise to an obstruction that is too great or too prolonged, in the circumstances;

- (b) occasion damage to a road; or
 - (c) create a public nuisance.
- (3) A person shall not conduct a procession or parade, or take part in a procession or parade that is, to his or her knowledge, conducted contrary to any condition or limitation imposed under subregulation (2).

Modified penalty: 1 PU

- (4) A person shall not hold or address any public meeting upon any roads or address any public meeting assembled on any road, from any public or private place adjacent thereto, unless the person has first obtained written permission from the Commissioner of Police and except on the date and at the time and place specified in such written permission.

Modified penalty: 1 PU

291. Temporary closure of or restriction on the use of roads

Where, for the more effective control of traffic, it appears to the Commissioner of Main Roads to be necessary or expedient to close a road or portion of a road or to set apart a road or portion of a road for traffic travelling in one direction or for traffic of a particular class, the Commissioner of Main Roads may, with the authority of the Minister and after giving such notice as the Minister may direct, do any of those things by means of road signs.

292. Restrictions on traffic in pedestrian mall

A person shall not drive a vehicle in a pedestrian mall unless that vehicle is —

- (a) a public bus;
- (b) an emergency vehicle;
- (c) a special purpose vehicle;

Road Traffic Code 2000

Part 19 Exemptions, specific local and transitional provisions

Division 2 Specific local provisions

r. 292A

- (d) being used by a medical practitioner in the practice of his or her profession;
- (e) a taxi conveying a lodger to or from premises to which access is ordinarily gained from the pedestrian mall and in respect of which a hotel licence is in force under the *Liquor Control Act 1988*⁴;
- (f) a vehicle used or intended to be used for picking up or setting down goods or merchandising in a pedestrian mall which is being driven during a period when such vehicles are permitted to enter the pedestrian mall as designated by road signs erected at the entrance thereto; or
- (g) a vehicle in respect of which the Director General has issued approval in writing, authorising the use of the vehicle in the pedestrian mall.

Modified penalty: 1 PU

292A. Directions when road under repair etc.

Where —

- (a) a portion of road is subject to work being done on, over or under it; or
- (b) a survey is being conducted at any point on a road,

by or on behalf of an authorised body, a driver that is approaching or passing the place at which the work is being done or the survey is being conducted shall comply with a direction given by a person who is apparently a servant, agent or delegate of the authorised body.

Points: 2 Modified penalty: 3 PU

[Regulation 292A inserted in Gazette 1 Dec 2000 p. 6758.]

Division 3 — Stop lines and give way lines

293. Stop signs and stop lines

A reference to a “stop line” in a provision set out in the Table to this regulation, is to be taken to refer to a “stop line that is associated with a stop sign”.

Table

- * Part 7, Division 1 – heading
- * regulation 50: subregulations (2), (3) and (4)
- * regulation 51: subregulations (2) and (3)
- * regulation 52(1)
- * Part 7, Division 2 – heading
- * regulation 55: subregulations (1), (2), (3) and (5)
- * regulation 56(1)
- * regulation 57(1)
- * regulation 58
- * regulation 65.

294. Give way signs and give way lines

A reference to a “give way line” in a provision set out in the Table to this regulation, is to be taken to refer to a “give way line that is associated with a give way sign”.

Table

- * Part 7, Division 1 – heading
- * regulation 50(3)
- * regulation 52: subregulations (2) and (4)
- * regulation 54(2)
- * Part 7, Division 2 – heading
- * regulation 55: subregulations (1), (2), (3) and (5)
- * regulation 56(1)
- * regulation 57(1)
- * regulation 58
- * regulation 65.

Part 20 — General

295. Authorisation to be in writing

A reference in these regulations to something that is authorised, means authorised by the person described as possessing that power, and the authorisation is to be in writing.

296. Delineation of parking areas etc.

A reference in these regulations to a portion of carriageway —

- (a) between 2 traffic signs;
- (b) between a sign and a dead end; or
- (c) to which a particular sign applies,

is a reference to the space extending towards its centre, marked on the adjacent carriageway; or, where a space is not so marked, if the sign is, or the signs are —

- (d) erected at or near the boundary of a carriageway and not inscribed with the words, “angle parking”, the reference is limited to the area of the carriageway that is within 3 m of its boundary; and
- (e) erected at or near the boundary of a carriageway and inscribed with the words “angle parking”, the reference is limited to the area of the carriageway within 6 m of its boundary.

[Regulation 296 amended in Gazette 8 Feb 2008 p. 320.]

297. Power to erect traffic-control signals and road signs

- (1) The Commissioner of Main Roads may erect, establish or display, and may alter or take down any road sign, road marking or traffic-control signal.
- (2) The Commissioner of Main Roads may allow an authorised body to erect, establish, display, alter or take down any particular road sign, road marking or traffic-control signal, or

road signs, road markings or traffic-control signals of a class or type of classes or types, and in the circumstances (if any), specified in the instrument of authorisation.

- (3) Where an authorised body is causing work to be undertaken or responsible for a survey, that authorised body may erect, establish, display, alter or take down any particular road sign or traffic-control signal, or road signs or traffic-control signals of a class or type of classes or types approved by the Commissioner of Main Roads so as to only apply to one lane, or one direction of, the carriageway to which the work or the survey relates.
- (4) A person shall not, without the consent of the Commissioner of Main Roads, remove, take down, damage, deface or interfere with any road sign, road marking or traffic-control signal.

Modified penalty: 1 PU

- (4a) A person shall not erect, establish, place, maintain or display —
- (a) a traffic sign;
 - (b) a traffic-control signal; or
 - (c) a road marking,
- on a road, unless that person —
- (d) is authorised to do so by the Commissioner of Main Roads;
 - (e) has the consent of the Commissioner of Main Roads to do so under this regulation; or
 - (f) is otherwise entitled to do so under a written law of the State.

Modified penalty: 1 PU

- (5) A person shall not erect, establish, place, maintain or display, on a road, anything that —
- (a) is a false representation of, or a colourable imitation of, a traffic sign or traffic-control signal;

r. 297

- (b) interferes with the effectiveness of, or of any part of, a traffic sign or traffic-control signal;
- (c) prevents an approaching driver from clearly distinguishing the whole, or part, of a traffic sign or traffic-control signal;
- (d) distracts a driver's attention from a traffic sign or traffic-control signal; or
- (e) not being a traffic sign, displays a word or direction ordinarily associated with a traffic sign.

Modified penalty: 1 PU

- (6) Despite these regulations, a traffic sign or traffic-control signal that was erected prior to the coming into operation of these regulations, shall be a valid and effective traffic sign or traffic-control signal for the purposes of these regulations.
- (7) The provisions of this regulation do not apply to the erection of road signs by any duly incorporated association or union of motorists approved by the Minister.
- (8) Unless otherwise stated by the Commissioner of Main Roads, an authorised body may delegate the responsibility for the erection, establishment, display, alteration or the taking down of road signs in the circumstances set out in subregulation (2) or (3).
- (9) Despite this regulation, where, for the purpose of temporarily controlling traffic it is expedient to do so, a member of the Police Force (including a warden), may erect or cause to be erected, road signs regulating the parking or stopping of vehicles and any sign so erected shall be a valid and effective traffic sign for the purposes of these regulations.

*[Regulation 297 amended in Gazette 23 Sep 2003 p. 4172-3;
6 Apr 2004 p. 1135-6.]*

298. Unauthorised use of various traffic-related items

- (1) A person shall not display, or cause to be displayed, a “give way to buses” sign on a bus that is not a public bus.

Modified penalty: 1 PU

Give way to buses sign

(bus, arrow and edging in green, bus indicator in yellow, words and car in red)



- (2) A person shall not display, or cause to be displayed, a “do not overtake turning vehicle” sign on the rearmost part of a vehicle (or of a combination, if that is the case) unless that vehicle (or combination) is 7.5 m or longer.

Modified penalty: 1 PU

Do not overtake turning vehicle sign

(background in yellow)



Do not overtake turning vehicle sign

(top right portion in red, remainder of background in yellow)



[Regulation 298 amended in Gazette 1 Dec 2000 p. 6757.]

299. Limits on operation of signs

A traffic sign set out in Schedule 2 or Schedule 3 is limited in its operation and effect in respect of days, periods of the day, classes of persons, classes of vehicles or circumstances, to the extent, if any, shown on the sign.

300. All traffic-control signals and traffic signs to be operative

- (1) Where a traffic sign or traffic-control signal indicates a requirement that is inconsistent with a provision of these regulations (other than a penalty provision), the traffic sign or traffic-control signal prevails to the extent of the inconsistency.
- (2) Where a traffic sign or traffic-control signal of a kind referred to in these regulations is in existence on a road, it takes effect and operates as a traffic sign or traffic-control signal duly established for the purposes of these regulations.
- (3) A traffic sign or traffic-control signal marked, erected, established or displayed on or near a road is, in the absence of evidence to the contrary, presumed to be a traffic sign or traffic-control signal marked, erected, established or displayed under the authority of these regulations.

301. Inscriptions on signs to have effect according to their tenor

- (1) An inscription on a road sign operates and has effect according to its tenor and a person who contravenes the directions of the inscription on a traffic sign commits an offence.
Modified penalty: 1 PU
- (2) Schedule 1 provides the meaning of certain abbreviations and symbols used on road signs.

302. Variations in traffic signs etc.

- (1) A traffic sign is to —

- (a) be a reasonable likeness of any representation of that sign in these regulations or the Schedules to these regulations; or
 - (b) comply substantially with a description of that kind of traffic sign in these regulations.
- (2) A road marking is to comply substantially with a description of that kind of road marking in these regulations.
- (3) A traffic-control signal is to comply substantially with a description of that kind of traffic-control signal in these regulations.
- (4) A traffic sign is taken to comply substantially with a representation of a traffic sign in these regulations even though —
- (a) the dimensions of the sign, or of anything on the sign, are different;
 - (b) the sign has additional information on or with it;
 - (c) the number on the sign is different;
 - (d) the sign has a different number of panels;
 - (e) the sign is combined on a single panel with one or more other traffic signs;
 - (f) for a parking control sign — words, figures, symbols, or anything else, on the sign are differently arranged;
 - (g) for a “bus lane” sign, “emergency stopping lane only” sign, “one-way” sign or parking control sign — the sign has an arrow pointing in a different direction;
 - (h) for a “shared path” sign or an “end shared path” sign — the pedestrian and bicycle symbols are reversed;
 - (i) for a “separated footpath” sign or an “end separated footpath” sign — the pedestrian and bicycle symbols are reversed;
 - (j) for a “road access” sign — information on or with the sign indicates (whether by different wording or in

r. 303

another way) that it applies to different or additional vehicles or persons; or

- (k) there is a variation in shade or brightness between a colour on the sign and the equivalent colour (or description of a colour) in the diagram.
- (5) A symbol on or in a traffic-control signal or traffic sign has effect even if the dimensions of the symbol, or of anything on the symbol, are different.

303. Operation of signs on holidays

Where a traffic sign indicates that an instruction applies on any particular day or days of the week, then that instruction does not apply on a day appointed to be observed as a public holiday in the district in which the sign is erected, unless the sign specifically indicates that it applies on public holidays.

304. Symbols, lights and traffic related items etc.

- (1) Schedule 4 provides a description of certain symbols, lights and traffic related items referred to in these regulations.
- (2) A symbol, light or traffic related item is to comply substantially with a description of that kind of symbol, light or traffic related item in these regulations.

305. Representations of traffic signs, traffic-control signals, symbols etc. in these regulations

A diagrammatic representation of a traffic sign, traffic-control signal, symbol, etc., in these regulations is accompanied by a description of the colour of various aspects of the diagrammatic representation, to ensure that either a colour version or a black-and-white version of these regulations conveys the appropriate information relating to that representation.

Schedule 1 — Abbreviations and symbols





[r. 301(2)]



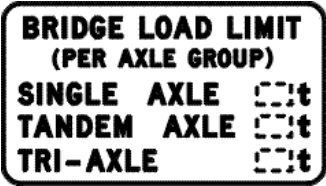


Abbreviation/Symbol	Meaning
MON	Monday
TUE	Tuesday
WED	Wednesday
THU	Thursday
FRI	Friday
SAT	Saturday
SUN	Sunday
JAN	January
FEB	February
MAR	March
APR	April
JUN	June
JUL	July
AUG	August
SEP	September
OCT	October
NOV	November
DEC	December
AM	the time after midnight and ending at noon
PM	the time after noon and ending at midnight
HOLS	holidays
MAX	maximum






Abbreviation/Symbol	Meaning
MINS	minutes
PUB	public
VEH	vehicle
t	tonnes
m	metres
km	kilometres
km/h	kilometres per hour
°	degree







Schedule 2 — Standard or commonly used traffic signs

[r. 299]

<p style="text-align: center;">Area speed limit sign <i>(circle in red)</i> (regs 3, 11)</p> 	<p style="text-align: center;">Area speed limit sign <i>(circle in red)</i> (regs 3, 11)</p> 
<p style="text-align: center;">Bicycle lane sign (regs 3, 132, 218)</p> 	<p style="text-align: center;">Bicycle parking sign <i>(letter, symbol, word and arrow in green)</i> (reg 169)</p> 

<p>Bicycle path sign (regs 3, 204, 218)</p> 	<p>Bridge load limit (gross mass) sign (reg 85)</p> 
<p>Bridge load limit (mass per axle group) sign (reg 85)</p> 	<p>Bus lane sign (regs 3, 133)</p> 
<p>Busway sign (regs 3, 133A)</p> 	

<p>Bus zone sign <i>(arrow and background to words in red)</i> (regs 3, 154)</p> 	<p>Buses must enter sign (reg 89)</p> 
<p>Children crossing - stop sign <i>(octagonal background in red)</i> <i>(square background in lime/yellow)</i> (regs 3, 61, 62)</p> 	
<p>Clearance sign (reg 84)</p> 	<p>Clearway sign <i>(background to letter in red)</i> (reg 148)</p> 

<p>De-restriction sign (regs 3, 11)</p> 	<p>Emergency stopping lane only sign (reg 3, 76, 150)</p> 
<p>End area speed limit sign (reg 3, 11)</p> 	<p>End bicycle lane sign (regs 3, 132)</p> 
<p>End bicycle path sign (regs 3, 204)</p> 	<p>End bus lane sign (regs 3, 133)</p> 

End busway sign
(regs 3, 133A)



End clearway sign
(background to letter in red)
(reg 148)



End freeway sign
(background in green)
(regs 3, 78, 149)















End keep left unless
overtaking sign
(reg 113)















End no bicycles sign
(circle and slash in red)
(regs 204, 218)



<p>End no overtaking or passing sign (reg 74)</p>  <p>The sign consists of a rectangular plate with the text "NO OVERTAKING OR PASSING" in bold, uppercase letters. Below the plate is a smaller rectangular plate with the word "END" in bold, uppercase letters.</p>	<p>End road access sign (regs 78, 195)</p>  <p>The sign consists of a rectangular plate with the text "NO PEDESTRIANS BICYCLES ANIMALS BEYOND THIS POINT" in bold, uppercase letters. Below the plate is a smaller rectangular plate with the word "END" in bold, uppercase letters.</p>
<p>End school zone sign <i>(circle in red)</i> (regs 3, 11)</p>  <p>The sign consists of two rectangular plates. The top plate has the text "END OF SCHOOL ZONE" in bold, uppercase letters. The bottom plate is a circular speed limit sign with a red border and the number "60" in the center.</p>	<p>End separated footpath sign (regs 3, 204)</p>  <p>The sign consists of a rectangular plate divided into two vertical sections. The left section contains a silhouette of a pedestrian, and the right section contains a silhouette of a bicycle. Below the plate is a smaller rectangular plate with the word "END" in bold, uppercase letters.</p>
<p>End shared path sign (regs 3, 208)</p>  <p>The sign consists of a rectangular plate with silhouettes of a pedestrian and a bicycle. Below the plate is a smaller rectangular plate with the word "END" in bold, uppercase letters.</p>	<p>End shared zone sign (regs 3, 11)</p>  <p>The sign consists of a rectangular plate with the text "END SHARED ZONE" in bold, uppercase letters. Below the text are silhouettes of a pedestrian and a car.</p>

<p>End speed limit sign (reg 11)</p> 	<p>End transit lane sign (End transit lane (T2) sign) <i>(background to "T2" in red)</i> (regs 3, 134)</p> 
<p>End transit lane sign (End transit lane (T3) sign) <i>(background to "T3" in red)</i> (regs 3, 134)</p> 	<p>End truck lane sign (regs 3, 135)</p> 
<p>End trucks and buses low gear sign (reg 90)</p> 	<p>End trucks use left lane sign (reg 137)</p> 

<p>Freeway sign <i>(background in green)</i> (regs 3, 149)</p> 	<p>Freeway sign <i>(background in green)</i> (regs 3, 149)</p> 
<p>Give way sign <i>(triangle in red)</i> (regs 52, 53, 54, 103)</p> 	<p>Gross load limit sign (reg 85)</p> 
<p>Hand-held stop sign <i>(background in red)</i> (regs 3, 83)</p> 	<p>Hand-held stop sign <i>(background in orange)</i> (regs 3, 83)</p> 

<p style="text-align: center;">Keep left sign (regs 80, 81)</p> 	<p style="text-align: center;">Keep left unless overtaking sign (reg 113)</p> 
<p style="text-align: center;">Keep right sign (regs 81, 117)</p> 	<p style="text-align: center;">Left lane must turn left sign (regs 69, 113)</p> 
<p style="text-align: center;">Left turn on red after stopping sign (reg 43)</p> 	<p style="text-align: center;">Left turn only sign (reg 69)</p> 

<p>Level crossing sign (reg 3)</p> 	<p>Level crossing sign <i>(background to cross in red)</i> (reg 3)</p> 
<p>Loading zone sign <i>(arrow and background to words in red)</i> (regs 3, 151)</p> 	<p>Low clearance sign (reg 84)</p> 
<p>Mail zone sign <i>(arrow and background to words in red)</i> (regs 3, 155)</p> 	<p>Median turning lane sign (reg 67)</p> 

<p>Motor cycle parking sign <i>(letter, words and arrow in green)</i> (reg 170)</p> 	<p>No bicycles sign <i>(circle and slash in red)</i> (regs 3, 204, 218)</p> 
<p>No buses sign <i>(circle and slash in red)</i> (reg 88)</p> 	<p>No entry sign <i>(circular background in red)</i> (reg 82)</p> 
<p>No hook turn by bicycles sign (regs 28, 29)</p> 	<p>No left turn sign (Standard sign) <i>(circle and slash in red)</i> (reg 72)</p> 

No left turn sign
(Variable illuminated
message sign)

(illuminated circle and slash in red)

(reg 72)



No overtaking on bridge sign

(reg 75)



No overtaking or passing sign

(reg 74)



No parking sign
(for a length of carriageway)

(circle, slash and arrow in red)

(regs 3, 141)



No parking sign
(for an area)
(circle and slash in red)
(regs 3, 141)



No pedestrians sign
(circle and slash in red)
(reg 194)



No right turn sign
(Standard sign)
(circle and slash in red)
(reg 72)



No right turn sign
(Variable illuminated message sign)
(illuminated circle and slash in red)
(reg 72)



<p>No right turn sign <i>(letters illuminated in white)</i> (reg 72)</p> 	<p>No stopping sign (for a length of carriageway) <i>(circle, slash and arrow in red)</i> (regs 3, 138)</p> 
<p>No stopping sign (for an area) <i>(circle and slash in red)</i> (regs 3, 138)</p> 	<p>No trucks sign <i>(circle and slash in red)</i> (reg 86)</p> 
<p>No turns sign (reg 71)</p> 	<p>No U turn sign (Standard sign) <i>(circle and slash in red)</i> (regs 30, 31)</p> 

No U turn sign (Variable illuminated message sign)
(illuminated circle and slash in red)

(regs 30, 31)



One-way sign

(reg 80)



No wheeled recreational devices, scooters or toys sign
(circle and slash in red)






(reg 206)



No wheeled recreational devices, scooters or toys sign
(circles and slashes in red)

(reg 206)



<p>Park in bays only sign (reg 179)</p> 	<p>Pedestrian crossing sign <i>(background in yellow)</i> (regs 3, 63)</p> 
<p>Pedestrians may cross diagonally sign <i>(pedestrian symbol in green)</i> (regs 196, 199)</p> 	<p>People with disabilities parking sign <i>(background to symbol in blue)</i> (reg 171)</p> 
<p>Permissive parking sign (for a length of carriageway) <i>(letter and arrow in green)</i> (reg 172)</p> 	<p>Permissive parking sign (for a length of carriageway) <i>(letter, word and arrow in green)</i> (reg 172)</p> 

Permissive parking sign
(for an area)
(letter in green)

(reg 172)



Permissive parking sign
displaying a people with
disabilities symbol

(for a length of carriageway)

*(letter and arrow in green, word and background
to symbol in blue)*

(reg 171)



Permissive parking sign
displaying a people with
disabilities symbol
(for an area)

*(letter in green, background to symbol in
blue)*







(reg 171)















Right lane must turn right sign







(reg 70)



<p>Right turn only sign (reg 70)</p> 	<p>Road access sign (regs 78, 195) <i>(background in green)</i></p> 
<p>Roundabout sign <i>(triangle in red)</i> (reg 91)</p> 	<p>School zone sign <i>(circle in red)</i> (regs 3, 11)</p> 
<p>Separated footpath sign (regs 3, 204, 218)</p> 	<p>Shared path sign (regs 3, 208, 218)</p> 

<p>Shared zone sign <i>(circle in red)</i> (regs 3, 11)</p> 	<p>Speed limit sign (Standard sign) <i>(circle in red)</i> (regs 3, 11)</p> 
<p>Speed limit sign (Variable illuminated message sign) <i>(illuminated circle in red)</i> (reg 11)</p> 	<p>Stop here on red arrow sign <i>(words and border in red)</i> (reg 40)</p> 
<p>Stop here on red signal sign <i>(words and border in red)</i> (reg 40)</p> 	<p>Stop sign <i>(background in red)</i> (regs 3, 50, 101)</p> 

<p>Taxi zone sign <i>(arrow and background to words in red)</i> (regs 3, 154)</p> 	<p>Traffic light–stop sign <i>(background in red)</i> (regs 3, 46)</p> 
<p>Transit lane sign (Transit lane (T2) sign) <i>(background to "T2" in red)</i> (regs 3, 134)</p> 	<p>Transit lane sign (Transit lane (T3) sign) <i>(background to "T3" in red)</i> (regs 3, 134)</p> 
<p>Truck lane sign (regs 3, 135)</p> 	<p>Trucks and buses low gear sign (reg 90)</p> 





<p style="text-align: center;">Trucks must enter sign (reg 87)</p> 	<p style="text-align: center;">Trucks use left lane sign (reg 137)</p> 
<p style="text-align: center;">Truck zone sign <i>(arrow and background to words in red)</i> (regs 3, 152)</p> 	<p style="text-align: center;">Two-way sign (regs 80, 118)</p> 
<p style="text-align: center;">U turn permitted sign (regs 31, 72)</p> 	<p style="text-align: center;">Works zone sign <i>(arrow and background to words in red)</i> (regs 3, 153)</p> 







[Schedule 2 amended in Gazette 13 Jul 2001 p. 3474-5; 11 Jan 2002 p. 52; 29 Dec 2006 p. 5924; 8 Feb 2008 p. 320.]







Schedule 3 — Other permitted traffic signs







[r. 299]

Note In addition to the traffic signs in the Schedules to these regulations, the following are alternative versions of the signs that may be used to regulate traffic in this jurisdiction. These signs are not included in the Australian Standard AS1742 (*Manual of Uniform Traffic Control Devices*), but they may be still in use on roads in Western Australia.







<p>Bicycle lane sign (regs 3, 132, 218)</p> 	<p>Bridge load limit (mass per axle group) sign (reg 85)</p> 
<p>Bridge load limit (mass per axle group) sign (reg 85)</p> 	<p>Bus lane sign (regs 3, 133)</p> 

<p style="text-align: center;">Bus lane sign (regs 3, 133)</p> 	<p style="text-align: center;">Bus lane sign (regs 3, 133)</p> 
<p style="text-align: center;">Bus lane sign (regs 3, 133)</p> 	<p style="text-align: center;">Bus lane sign (regs 3, 133)</p> 
<p style="text-align: center;">Bus lane sign (regs 3, 133)</p> 	<p style="text-align: center;">Buses must enter sign (reg 89)</p> 

<p>Bus zone sign <i>(arrow and words in red)</i> (regs 3, 154)</p> 	<p>Bus zone sign <i>(arrow and words in red)</i> (regs 3, 154)</p> 
<p>End area speed limit sign (regs 3, 11)</p> 	<p>End bus lane sign (regs 3, 133)</p> 
<p>End freeway sign <i>(background in green)</i> (regs 3, 78, 149)</p> 	<p>End school zone sign <i>(circle in red)</i> (regs 3, 11)</p> 

<p>End school zone sign (regs 3, 11)</p>  <p>A rectangular sign with a black border and the text "END OF SCHOOL ZONE" in bold black capital letters.</p>	<p>End school zone sign <i>(circle in red)</i> (regs 3, 11)</p>  <p>A rectangular sign with a white background. It features a red circle with the number "60" inside, and a smaller rectangular sign below it with the text "END OF SCHOOL ZONE".</p>
<p>End trucks and buses low gear sign (reg 90)</p>  <p>A rectangular sign with a black border and the text "END TRUCK & BUS LOW GEAR" in bold black capital letters.</p>	<p>Freeway sign <i>(background in green)</i> (regs 3, 149)</p>  <p>A rectangular sign with a green background and the text "START OF FREEWAY" in bold white capital letters.</p>
<p>Hand-held stop sign <i>(background in red)</i> (regs 3, 83)</p>  <p>An octagonal sign with a red background and the word "STOP" in bold white capital letters.</p>	<p>Keep right sign (regs 81, 117)</p>  <p>A rectangular sign with a black border and the text "KEEP RIGHT" in bold black capital letters.</p>

<p>Left lane must turn left sign (reg 69)</p> 	<p>Left turn only sign (reg 69)</p> 
<p>Left turn only sign (reg 69)</p> 	<p>Loading zone sign <i>(arrow and background to words in red)</i> (regs 3, 151)</p> 
<p>No bicycles sign (reg 204, 218)</p> 	<p>No entry sign <i>(circle and slash in red)</i> (reg 82)</p> 

<p>No entry sign <i>(circular background in red)</i> (reg 82)</p> 	<p>No entry sign (reg 82)</p> 
<p>No entry sign (reg 82)</p> 	<p>No left turn sign (Standard sign) <i>(circle and slash in red)</i> (reg 72)</p> 
<p>No left turn sign (Variable illuminated message sign) <i>(illuminated circle and slash in red)</i> (reg 72)</p> 	<p>No overtaking on bridge sign (reg 75)</p> 

No parking sign
(for a length of carriageway)
(edging, words and arrow in red)
(regs 3, 141)



No parking sign
(for a length of carriageway)
(edging, words and arrow in red)
(regs 3, 141)









No parking sign
(for an area)
(circle and slash in red)
(regs 3, 141)









No parking sign
(for an area)
(edging, words and arrow in red)
(regs 3, 141)















<p>No right turn sign (Standard sign) <i>(circle and slash in red)</i> (reg 72)</p> 	<p>No right turn sign (Standard sign) <i>(illuminated circle and slash in red)</i> (reg 72)</p> 
<p>No right turn sign <i>(letters illuminated in white)</i> (reg 72)</p> 	<p>No stopping sign (for a length of carriageway) <i>(background in red)</i> (regs 3, 140)</p> 
<p>No stopping sign (for a length of carriageway) <i>(edge, words and arrow in red)</i> (regs 3, 140)</p> 	<p>No stopping sign (for an area) <i>(circle and slash in red)</i> (regs 3, 140)</p> 

<p>No U turn sign (Standard sign) <i>(circle and slash in red)</i> (regs 30, 31)</p> 	<p>No U turn sign (Variable illuminated message sign) <i>(illuminated circle and slash in red)</i> (regs 30, 31)</p> 
<p>One-way sign (reg 80)</p> 	<p>One-way sign (reg 80)</p> 
<p>Pedestrians may cross diagonally sign (regs 196, 199)</p> 	<p>Permissive parking sign (for a length of carriageway) <i>(word and arrow in green)</i> (reg 172)</p> 

<p>Permissive parking sign (for a length of carriageway) <i>(edge, word and arrow in green)</i> (reg 172)</p>  <p>A rectangular sign with a green border. The word "PARKING" is written in green capital letters at the top. A green arrow points to the left at the bottom.</p>	<p>Permissive parking sign (for a length of carriageway) <i>(edge, word and arrow in green)</i> (reg 172)</p>  <p>A rectangular sign with a green border. The words "METER PARKING" are written in green capital letters at the top. A green arrow points to the right at the bottom.</p>
<p>Permissive parking sign (for an area) <i>(letter in green)</i> (reg 172)</p>  <p>A rectangular sign with a black border. The words "PARKING AREA" are written in black capital letters at the top. Below them is a dashed square outline followed by a green letter "P".</p>	<p>Permissive parking sign (for an area) <i>(letter in green)</i> (reg 172)</p>  <p>A rectangular sign with a black border. The words "TRAFFIC AREA" are written in black capital letters at the top. Below them is a dashed square outline followed by a green letter "P".</p>
<p>Right lane must turn right sign (reg 70)</p>  <p>A rectangular sign with a black border. The text "RIGHT TURN FROM RIGHT LANE ONLY" is written in black capital letters, stacked vertically.</p>	<p>Right turn only sign (reg 70)</p>  <p>A rectangular sign with a black border. The text "RIGHT TURN ONLY" is written in black capital letters, stacked vertically.</p>



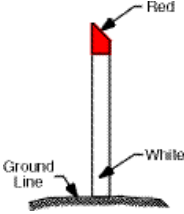
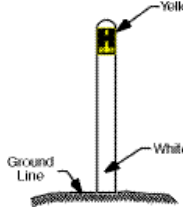
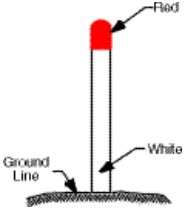

<p>Right turn only sign (reg 70)</p> 	<p>Road access sign <i>(background in green)</i> (regs 78, 195)</p> 
<p>Road access sign <i>(background in green)</i> (regs 78, 195)</p> 	<p>Road access sign (regs 78, 195)</p> 
<p>Road access sign (reg 78)</p> 	<p>Road access sign (regs 78, 195)</p> 

<p>Shared path sign <i>(background circle in blue)</i> (regs 208, 218)</p> 	<p>Stop here on red signal sign (reg 40)</p> 
<p>Taxi zone sign <i>(arrow, edge and words in red)</i> (regs 3, 154)</p> 	<p>Taxi zone sign (regs 3, 154)</p> 
<p>Taxi zone sign <i>(arrow, edge and words in red)</i> (regs 3, 154)</p> 	<p>Trucks and buses low gear sign (reg 90)</p> 

<p>Trucks and buses low gear sign <i>(yellow lights)</i> (reg 90)</p> 	<p>Trucks must enter sign (reg 87)</p> 
<p>Trucks use left lane sign (reg 137)</p> 	<p>Truck zone sign <i>(arrow and words in red)</i> (regs 3, 152)</p> 
<p>Two-way sign (regs 80, 118)</p> 	<p>Works zone sign <i>(arrow and words in red)</i> (regs 3, 153)</p> 

Schedule 4 — Symbols, lights and traffic-related items

[r. 304]

<p>Do not overtake turning vehicle sign (background in yellow) (regs 21, 26, 123, 127)</p> 	<p>Do not overtake turning vehicle sign (top right portion in red, remainder of background in yellow) (regs 21, 26, 123, 127)</p> 
<p>Fire hydrant indicator (example) (regs 3, 163)</p> 	<p>Fire hydrant indicator (example) (regs 3, 163)</p> 
<p>Fire plug indicator (example) (regs 3, 163)</p> 	<p>Give way to buses sign (bus, arrow and edging in green, bus indicator in yellow, words and car in red) (regs 59, 298)</p> 

Green bicycle crossing light

(bicycle symbol in green)

(regs 3, 225)



Green pedestrian light

(pedestrian symbol in green)

(regs 3, 197)



People with disabilities symbol

(background to symbol in blue)

(reg 171)



People with disabilities symbol

(symbol in blue)

(reg 171)



Red bicycle crossing light

(bicycle symbol in red)

(reg 3, 225)





Red pedestrian light

(pedestrian symbol in red)

(reg 3, 197)



<p>White B light (regs 3, 251)</p> 	<p>Yellow bicycle crossing light <i>(bicycle symbol in yellow)</i> (regs 3, 226)</p> 
--------------------------------------------------------------------------------------------------------------------------	---------------------------------------------------------------------------------------------------------------------------------------------------------------------------------

Notes

- ¹ This is a compilation of the *Road Traffic Code 2000* and includes the amendments made by the other written laws referred to in the following table. The table also contains information about any reprint.

Compilation table

Citation	Gazettal	Commencement
<i>Road Traffic Code 2000</i>	4 Aug 2000 p. 4213-538	1 Dec 2000 (see r. 2)
<i>Road Traffic Code Amendment Regulations (No. 4) 2000</i> ⁵	1 Dec 2000 p. 6751-7	1 Dec 2000 (see r. 2 and <i>Gazette</i> 4 Aug 2000 p. 4229)
<i>Road Traffic Code Amendment Regulations (No. 5) 2000</i>	1 Dec 2000 p. 6758	1 Jun 2001 (see r. 2)
<i>Road Traffic Code Amendment Regulations (No. 6) 2000</i>	1 Dec 2000 p. 6797	1 Dec 2000 (see r. 2)
<i>Road Traffic Code Amendment Regulations 2001</i>	25 Jan 2001 p. 593	25 Jan 2001
<i>Road Traffic Code Amendment Regulations (No. 2) 2001</i>	13 Jul 2001 p. 3472-5	5 Aug 2001 (see r. 2)
<i>Road Traffic Code Amendment Regulations (No. 3) 2001</i>	16 Nov 2001 p. 5989-90	1 Dec 2001 (see r. 2)
<i>Road Traffic Code Amendment Regulations (No. 5) 2001</i>	8 Jan 2002 p. 38	5 Feb 2002 (see r. 2)
<i>Road Traffic Code Amendment Regulations (No. 4) 2001</i>	11 Jan 2002 p. 50-2	11 Jan 2002
<i>Road Traffic Code Amendment Regulations 2002</i>	8 Mar 2002 p. 946-8	8 Mar 2002
<i>Road Traffic (Vehicle Standards) (Consequential Provisions) Regulations 2002 Pt. 7</i>	1 Nov 2002 p. 5388-400	1 Nov 2002 (see r. 2)
<i>Road Traffic Code Amendment Regulations (No. 2) 2002</i>	11 Dec 2002 p. 5789-90	11 Dec 2002
<i>Road Traffic Code Amendment Regulations (No. 2) 2003</i>	16 Apr 2003 p. 1240	16 Apr 2003
<i>Road Traffic Code Amendment Regulations (No. 4) 2003</i>	11 Jun 2003 p. 2103	11 Jun 2003
<i>Road Traffic Code Amendment Regulations 2003</i> ²	23 Sep 2003 p. 4166-73	23 Sep 2003

Citation	Gazettal	Commencement
<i>Road Traffic Code Amendment Regulations (No. 5) 2003</i>	12 Dec 2003 p. 5047-8	12 Dec 2003
<i>Road Traffic Code Amendment Regulations 2004</i>	6 Apr 2004 p. 1134-6	6 Apr 2004
<i>Road Traffic Code Amendment Regulations (No. 2) 2004</i>	30 Jul 2004 p. 3106-7	30 Jul 2004
Reprint 1: The Road Traffic Code 2000 as at 27 Aug 2004 (includes amendments listed above)		
<i>Road Traffic Code Amendment Regulations (No. 3) 2004</i>	10 Dec 2004 p. 5917	10 Dec 2004
<i>Road Traffic Code Amendment Regulations 2005</i>	23 Dec 2005 p. 6291	1 Jan 2006 (see r. 2 and <i>Gazette</i> 23 Dec 2005 p. 6244-5)
<i>Road Traffic Code Amendment Regulations (No. 4) 2006</i>	22 Dec 2006 p. 5817-22	1 Jan 2007 (see r. 2)
<i>Road Traffic Code Amendment Regulations (No. 3) 2006</i>	29 Dec 2006 p. 5921-5	29 Dec 2006
<i>Road Traffic Code Amendment Regulations 2007</i>	9 Mar 2007 p. 848-9	9 Mar 2007
<i>Road Traffic Code Amendment Regulations (No. 2) 2007</i>	5 Apr 2007 p. 1553-8	5 Apr 2007
<i>Road Traffic Code Amendment Regulations (No. 3) 2007</i>	2 Oct 2007 p. 4975-6	2 Oct 2007 ⁶ (see r. 2)
Reprint 2: The Road Traffic Code 2000 as at 12 Oct 2007 (includes amendments listed above)		
<i>Road Traffic Code Amendment Regulations 2008</i>	8 Feb 2008 p. 315-20	r. 1 and 2: 8 Feb 2008 (see r. 2(a)); Regulations other than r. 1 and 2: 9 Feb 2008 (see r. 2(b))
<i>Road Traffic Amendment (Holiday Periods) Regulations 2008</i> r. 4	8 Feb 2008 p. 321-2	9 Feb 2008 (see r. 2(b))
Road Traffic Code Amendment Regulations (No. 4) 2008	29 Feb 2008 p. 694-8	r. 1 and 2: 29 Feb 2008 (see r. 2(a)); Regulations other than r. 1 and 2: 1 Mar 2008 (see r. 2(b))

² The *Road Traffic Code Amendment Regulations 2003* r. 14(2) reads as follows:

“

- (2) On the commencement of these regulations, a person who is the subject of an authorised person declaration by the Director

General is to continue as an authorised person as if the declaration had been made by the Commissioner of Police.

”.

- ³ Under the *Courts Legislation Amendment and Repeal Act 2004* s. 58 a reference in a written law to a court of petty sessions is, unless the contrary intention appears, to be construed as if it had been amended to be a reference to the Magistrates Court. The reference was changed under the *Reprints Act 1984* s. 7(5)(a).
- ⁴ Formerly referred to the *Liquor Licensing Act 1988* the short title of which was changed to the *Liquor Control Act 1988* by the *Liquor and Gaming Legislation Amendment Act 2006* s. 4. The reference was changed under the *Reprints Act 1984* s. 7(3)(gb).
- ⁵ The *Road Traffic Amendment Regulations (No. 4) 2000* r. 5 is not included because of an error in the reference to the provision to be amended.
- ⁶ The commencement date of 1 Oct 2007 that was specified in r. 2(b) was before the date of gazettal.