



Western Australia

Fair Trading Act 1987

## **Fair Trading (Product Safety Standard) Regulations 2001**

These regulations expired on 22 Oct 2016 (see s. 3B of the Act and proclamation published in *Gazette* 21 Oct 2016 p. 4781-2).



# **Fair Trading (Product Safety Standard) Regulations 2001**

## **Contents**

	<b>Part 1 — Preliminary</b>	
1.	Citation	1
	<b>Part 2 — Lighters</b>	
	<b>Division 1 — Preliminary</b>	
2.	Terms used	2
	<b>Division 2 — Flame testing, structural safety and labelling</b>	
3.	Application of this Division	4
4.	Testing procedures	4
5.	Ignition and adjustment of flame	4
6.	Abnormal burning	5
7.	Flame height	5
8.	Flame extinction	6
9.	Structural safety	6
10.	Labelling	7
	<b>Division 3 — Child resistance</b>	
11.	Application of this Division	8
12.	Child resistance	8
13.	Certification	9
	<b>Division 4 — Indexation</b>	
14.	Terms used	9
15.	Indexed amount	10

**Contents**

---

<b>Part 3 — Elastic luggage straps</b>		
16.	Term used: elastic luggage strap	11
17.	Product safety standard for an elastic luggage strap	11
<b>Part 4 — Pedal cycle helmets</b>		
18.	Application	13
19.	Product safety standard for a pedal cycle helmet until 31 August 2006	14
<b>Part 5 — Portable fire extinguishers</b>		
20.	Term used: aerosol type portable fire extinguisher	15
21.	Product safety standard for a portable fire extinguisher (except aerosol type) until 31 December 2002	15
22.	Product safety standard for an aerosol type portable fire extinguisher until 31 December 2004	15
<b>Part 6 — Trolley jacks</b>		
23.	Application	16
24.	Product safety standard for a trolley jack	16
<b>Part 7 — Vehicle jacks</b>		
25.	Term used: specific vehicle jack	17
26.	Application	17
27A.	Product safety standard for vehicle jacks prior to 1 July 2011	17
27B.	Product safety standard for vehicle jacks on and after 1 July 2011	18
<b>Part 8 — Vehicle support stands</b>		
27.	Application	19
28.	Product safety standard for a vehicle support stand	19
<b>Part 9 — Bunk beds</b>		
29A.	Term used: bunk bed	20
29B.	Application of this Part	20
29.	Product safety standard for bunk beds to which this Part applies	20

**Part 10 — Baby walkers**

- |     |   |    |
|-----|---|----|
| 30. | Term used: baby walker                    | 21 |
| 31. | Product safety standard for a baby walker | 21 |

**Part 11 — Children's nightwear and  
paper patterns for children's  
nightwear**

- |     |  |    |
|-----|--|----|
| 32. | Term used: children's nightwear  | 22 |
| 33. | Product safety standard for children's nightwear                       | 22 |
| 34. | Product safety standard for paper patterns for<br>children's nightwear | 22 |

**Part 13 — Pedal bicycles**

- |     |  |    |
|-----|--|----|
| 36. | Term used: pedal bicycles                  | 23 |
| 37. | Product safety standard for pedal bicycles | 23 |

**Part 14 — Sunglasses and fashion  
spectacles**

- |     |  |    |
|-----|--|----|
| 38. | Product safety standard for sunglasses and fashion<br>spectacles | 24 |
|-----|--|----|

**Part 15 — Toys for young children  
up to and including 3 years of  
age**

- |     |   |    |
|-----|---|----|
| 39. | Product safety standard for toys for young children | 25 |
|-----|---|----|

**Part 16 — Child carrying seats for  
bicycles**

- |     |                                 |    |
|-----|---------------------------------|----|
| 40. | Term used: child carrying seat  | 28 |
| 41. | Instructions and load labelling | 28 |
| 42. | Design                          | 28 |

**Part 17 — Bean bags**

- |     |                            |    |
|-----|----------------------------|----|
| 43. | Terms used                 | 30 |
| 44. | Requirements for bean bags | 31 |

Contents

---

<b>Part 18 — Basketball rings and backboards</b>		
45.	Warnings labels	32
46.	Permanent warning on backboard	33
<b>Part 19 — Household cots</b>		
47.	Terms used	34
48.	Product safety standard for cots	34
49.	Antique or collectable cots	36
<b>Part 20 — External corded blinds</b>		
50.	Terms used	38
51.	Design	38
52.	Warning labels	39
53.	Installation instructions	40
<b>Part 21 — Objects intended to hold or decorate candles</b>		
54.	Term used: candle accessory	41
55.	Product safety standard for candle accessories	41
<b>Part 22 — Babies' dummies</b>		
56.	Product safety standard for babies' dummies	42
<b>Part 23 — Safety pins with catch covers</b>		
57.	Product safety standard for safety pins with catch covers	46
<b>Part 24 — Child restraint systems for use in motor vehicles</b>		
58.	Terms used	47
59.	Product safety standard for child restraint systems for use in motor vehicles	47
60.	Product to which this Part does not apply	48
<b>Part 25 — Prams and strollers</b>		
61.	Terms used	49

62.	Product safety standard for prams and strollers	49
	<b>Part 26 — Hot water bottles</b>	
	<b>Division 1 — Preliminary</b>	
63.	Application of this Part	50
64.	Terms used	50
	<b>Division 2 — Physical properties</b>	
65.	Rubber hot water bottles — capacity and thickness	51
66.	PVC hot water bottles — capacity and thickness	51
67.	Filling characteristics	52
	<b>Division 3 — Stoppers</b>	
68.	General	52
69.	Test for separation of screw stopper	52
	<b>Division 4 — Performance</b>	
70.	Leakage	53
71.	Strength of seams	53
72.	Pressure test	53
	<b>Division 5 — Informative labelling</b>	
73.	General	53
	<b>Part 27 — Children’s portable folding cots</b>	
74.	Term used: folding cot	55
75.	Product safety standard for children’s portable folding cots	55
	<b>Part 28 — Baby bath aids</b>	
76.	Terms used	56
77.	Product safety standard for baby bath aids	56
	<b>Part 29 — Balloon-blowing kits</b>	
78.	Term used: balloon-blowing kits	57
79.	Product safety standard for balloon-blowing kits	57
	<b>Part 30 — Exercise cycles</b>	
80.	Term used: exercise cycle	58
81.	Product safety standard for exercise cycles	58

**Part 31 — Flotation toys and aquatic toys**

- |     |   |    |
|-----|---|----|
| 82. | Toys covered by this safety standard                        | 59 |
| 83. | Product safety standard for flotation toys and aquatic toys | 60 |

**Part 32 — Swimming aids and flotation aids**

- |     |  |    |
|-----|--|----|
| 84. | Buoyancy aids covered by this safety standard                | 61 |
| 85. | Product safety standard for swimming aids and flotation aids | 61 |

**Part 33 — Protective helmets for motor cyclists**

- |     |   |    |
|-----|---|----|
| 86. | Product safety standard for protective helmets for motor cyclists | 63 |
| 87. | Variation of safety standard                                      | 63 |

**Part 34 — Portable ramps for vehicles**

- |     |   |    |
|-----|---|----|
| 88. | Application of Part                                     | 64 |
| 89. | Product safety standard for portable ramps for vehicles | 64 |

**Part 35 — Treadmills**

- |     |  |    |
|-----|--|----|
| 90. | Term used: treadmill                   | 65 |
| 91. | Product safety standard for treadmills | 65 |

**Part 36 — Lead and certain elements in children's toys**

- |     |  |    |
|-----|--|----|
| 92. | Term used: children's toys   | 66 |
| 93. | Product safety standard for lead and certain elements in children's toys | 66 |

**Part 37 — Children's toys containing magnets**

- |     |  |    |
|-----|--|----|
| 94. | Product safety standard for children's toys containing magnets | 67 |
|-----|--|----|



95.	Application of this Part	67
-----	--------------------------	----

**Schedule 1 — Test procedures for lighters**

**Division 1 — General test procedures**

**Division 2 — Flame height test procedures**

**Division 3 — Inversion test procedures**

**Division 4 — Drop test procedures**

**Division 5 — Temperature test procedures**

**Division 6 — Pressure test procedure**

**Schedule 2 — Standards for pedal cycle helmets**

**Division 1 — AS/NZS 2063:1996**

1.	AS/NZS 2063:1996	71
----	------------------	----

**Division 2 — Variations to AS/NZS 2063:1996**

2.	Clause 1	71
3.	After clause 5.6	71
4.	Clause 8.1(e)	71

**Division 3 — Snell Standards**

5.	Snell Standards	71
6.	Compliance with Snell Standards	72

**Schedule 3 — Standards for portable fire extinguishers**

**Division 1 — Standards for portable fire extinguishers (except aerosol type)**

1.	Water type portable fire extinguisher	73
2.	Wet-chemical type portable fire extinguisher	73
3.	Foam type portable fire extinguisher	73
4.	Powder type portable fire extinguisher	73
5.	Carbon dioxide type portable fire extinguisher	74
6.	Vaporising-liquid type portable fire extinguisher	74
7.	Non-rechargeable type portable fire extinguisher	74

**Contents**

---

	<b>Division 2 — Variations to Standards in Division 1</b>	
	<b>Subdivision 1 — AS/NZS 1841.1:1997</b>	
8.	Clause 1.2	74
9.	Clause 1.3	74
10.	Clause 2.2	75
11.	Clause 2.4	75
12.	Clause 3.3.3	75
13.	Table 3.1	75
14.	Clause 3.5	75
15.	Clause 3.8.3	75
16.	Clause 3.9	76
17.	Clause 4.1.1	76
18.	Clause 4.1.2	76
19.	Clause 4.1.3	76
20.	Clause 4.1.5	76
21.	Section 7	77
22.	Clause 8.2(ii)	77
23.	Clause 9.1	77
24.	Clause 9.2	77
25.	Clause 9.3.1	77
26.	Clause 9.3.3.1	78
27.	Clause 9.3.3.7	78
28.	Clause 9.3.5(b)	78
29.	Clause 9.3.6	78
30.	Clause 10.1	78
31.	Clause 10.2	78
32.	Clause 10.3	78
	<b>Subdivision 2 — AS/NZS 1841.2:1997</b>	
33.	Clause 2	78
34.	Clause 3	78
35.	Clause 6	78
	<b>Subdivision 3 — AS/NZS 1841.3:1997</b>	
36.	Clause 1	78
37.	Clause 2	79
38.	Clause 3	79
39.	Clause 5	79
	<b>Subdivision 4 — AS/NZS 1841.4:1997</b>	
40.	Clause 2	79

41.	Clause 3	79
42.	Clause 5	79
	<b>Subdivision 5 — AS/NZS 1841.5:1997</b>	
43.	Clause 2	79
44.	Clause 3	79
45.	Clause 7	79
	<b>Subdivision 6 — AS/NZS 1841.6:1997</b>	
46.	Clause 2	79
47.	Clause 12	79
	<b>Subdivision 7 — AS/NZS 1841.7:1997</b>	
48.	Clause 2	80
49.	Clause 3	80
50.	Clause 5	80
	<b>Subdivision 8 — AS/NZS 1841.8:1997</b>	
51.	Clause 1	80
52.	Clause 2	80
53.	Clause 3	80
54.	Clause 4	80
55.	Clause 7	81
56.	Clause 8	81
57.	Clause 9	81
	<b>Division 3 — Standards for aerosol type portable fire extinguishers</b>	
58.	AS/NZS 4353:1995	81
	<b>Division 4 — Variations to AS/NZS 4353:1995</b>	
59.	Clause 1.1	81
60.	Clause 1.3	81
61.	Clause 1.4.13	82
62.	Clause 1.5	82
63.	After clause 1.5	82
64.	Clause 2.2	82
65.	Clause 2.5	82
66.	Clause 3.4	82
67.	Clause 3.5.1	83
68.	Clause 5.2	83
69.	Clause 6.1	83
70.	Clause 6.1.1	83
71.	Clause 6.1.2	83

**Contents**

---

72.	Clause 6.6	83
73.	Clause 6.7	83
74.	Clause 6.9	84
75.	Clause 6.11	84
76.	Clause 7.2	84
77.	Clause 7.5	84
78.	Clause 7.6	84
79.	Clause 7.7	84
80.	Clause 7.8	85
	7.8 POWDER COMPACTION TEST	85
81.	Clause 7.9	86
82.	Clause 7.11	86
83.	Clause 7.14(a)	86
84.	Clause 7.14(b)	86
85.	Section 8	86
86.	Clause 9.1	86
87.	Clause 9.2	86
88.	Clause 9.3	87
89.	Clause 9.4.2.1	87
90.	Clause 9.4.2.2	87
91.	Clause 9.4.3	88
92.	Clause 9.5	88
93.	Clause 9.6	88
94.	Clause 9.7	88
95.	Section 10	88
96.	Appendix A	88
97.	Appendix B	88

**Schedule 4 — Standards for trolley  
jacks**

**Division 1 — AS/NZS 2615:2004**

1.	The Standard	89
----	--------------	----

**Division 2 — Variations to AS/NZS 2615:2004**

2.	Clause 1	89
3.	Clause 5.4	89
4.	Clause 6.3	90
	6.3 Ease of operation	90
5.	Clause 8	90

## **Schedule 5 — Standards for vehicle jacks**

### **Division 1 — Standards for vehicle jacks**

1.	AS/NZS 2693:1993	91
2.	AS/NZS 2693:2003	91
3A.	AS/NZS 2693:2007	91

### **Division 2 — Variations to Standards**

#### **Subdivision 1 — Variations to AS/NZS 2693:1993**

3B.	Clause 1	91
3.	Clause 5.9	92

#### **Subdivision 2 — Variations to AS/NZS 2693:2003**

4A.	Clause 1	92
4.	Clause 5.8	92
5.	Clause 6.3	92
6.	Clause 6.7(c)	93
7.	Appendix F clause F3(h)	93
8.	Appendix F clause F4(c)	93

#### **Subdivision 3 — Variations to AS/NZS 2693:2007**

9.	Clause 1	93
10.	Clause 6.3	93
11.	Clause 6.7(c)	94
12.	Clause 7.1.2(f)	94
13.	Clause 8.3(a)	94
14.	Appendix F	95

## **Schedule 6 — Standards for vehicle support stands**

### **Division 1 — AS/NZS 2538:2004**

1.	The Standard	96
----	--------------	----

### **Division 2 — Variations to AS/NZS 2538:2004**

2.	Clause 1	96
----	----------	----

## **Schedule 7 — Standard for bunk beds**

### **Division 1 — AS/NZS 4220:1994**

1.	AS/NZS 4220:1994	97
----	------------------	----

**Contents**

---

	<b>Division 2 — Variations to AS/NZS 4220:1994</b>	
2.	Clauses 1 and 2	97
3.	Clause 3.1	97
4.	Clauses 4, 5, 6.1, 6.2, 6.5, 6.6, 6.7 and 6.9	98
5.	Clause 7.1	98
6.	Clauses 7.2, 7.3, 7.4, 7.5, 7.6, 7.7, 7.8, 7.9, 7.10 and 8	98
7.	Clause 9	98
8.	Appendix A	98
9.	Appendices B, C, D, E, F, G, H, I and J	99
	<b>Schedule 8 — Standard for baby walkers</b>	
	<b>Schedule 9 — Standard for children's nightwear</b>	
	<b>Division 1 — AS/NZS 1249:2003</b>	
1.	AS/NZS 1249:2003	101
	<b>Division 2 — Variations to AS/NZS 1249:2003</b>	
2.	Clause 0.1	101
3.	Clause 1.2	101
4.	Clause 1.3	102
5.	Clause 5.4	102
6.	Clause 5.5	103
7.	Clause 5.6	103
	<b>Schedule 10 — Standard for paper patterns for children's nightwear</b>	
	<b>Division 1 — AS/NZS 1249:2003</b>	
1.	AS/NZS 1249:2003	104
	<b>Division 2 — Variations to AS/NZS 1249:2003</b>	
2.	Clause 0.5	104
3.	Clause 5.6	104

## **Schedule 11 — Standard for pedal bicycles**

### **Division 1 — AS/NZS 1927:1998**

1.	AS/NZS 1927:1998	105
----	------------------	-----

### **Division 2 — Variations to AS/NZS 1927:1998**

2.	Clauses 1.1 and 1.2	105
3.	Clause 1.3	105
4.	Clause 1.5	105
5.	Clause 2.15	105
6.	Clause 2.16	106
7.	Clause 2.17	106

## **Schedule 12 — Standards for sunglasses and fashion spectacles**

### **Division 1 — Standards for sunglasses and fashion spectacles**

2.	AS/NZS 1067:2003	107
----	------------------	-----

### **Division 2 — Variations to Standards**

#### **Subdivision 2 — Variations to AS/NZS 1067:2003**

8.	Clauses 1.1 and 1.2	107
9.	Clause 2.6	107
10.	Clauses 2.7 and 2.8	108
11.	Clause 3.2.2	108
12.	Clauses 3.3 and 3.6	108
13.	Clause 4.1.1	108
14.	Clause 4.2.1	108
15.	Clause 4.2.2	109

## **Schedule 13 — Standards for toys for young children up to and including 3 years of age**

### **Division 1 — Standards for toys for young children**

2.	AS/NZS ISO 8124.1:2002	110
----	------------------------	-----

**Contents**

---

**Division 2 — Variations to Standards**

**Subdivision 2 — Variations to AS/NZS ISO**

**8124.1:2002**

17.	Clauses 1 and 2	110
18.	Clause 3.21	110
19.	Clauses 3.52 and 4.3	110
20.	Clause 4.4.1	111
21.	Clause 4.4.2	111
22.	Clause 4.5.1	111
23.	Clause 4.5.2	111
24.	Clauses 4.5.3 and 4.5.4	111
25.	Clause 4.5.5	111
26.	Clauses 4.5.6 to 4.24, 4.25(d), 4.26 and 4.27	111
27.	Clause 5.1	112
28.	Clause 5.2	112
29.	Clauses 5.7 to 5.19, 5.21 and 5.22	112
30.	Clause 5.23	112
31.	Clause 5.24.1	113
32.	Clause 5.24.2	113
33.	Clause 5.24.4	113
34.	Clause 5.24.6.2	113
35.	Clause 5.24.6.4	113
36.	Clause 5.24.7	113
37.	Clause 5.24.8	114
38.	Clauses A.1, A.2.1 and A.2.2	114
39.	Clause A.2.3	114
40.	Clauses A.2.4 to A.2.10	114
41.	Clause B.1	114
42.	Clause B.4.1	114
43.	Clause B.4.4	115
44.	Annexes C, D and F	115
45.	Appendix ZZ	115

**Schedule 14 — Warning symbol for  
basketball rings and backboards**

**Schedule 15 — Warning labels for  
external corded blinds**

1.	Bottom rail warning label	117
2.	Blind warning label	117



3.	Tension device warning label	117
----	------------------------------	-----

**Schedule 16 — Standard for child restraint systems for use in motor vehicles**

**Division 1 — Standards**

1.	AS/NZS 1754:2004	119
2.	AS/NZS 1754:2000	119
3.	AS/NZS 1754:1995	119

**Division 2 — Variations to Standards**

4.	Clause 1.1	120
5.	Clauses deleted	120

**Schedule 17 — Product safety standard for prams and strollers**

**Division 1 — AS/NZS 2088:2000**

1.	AS/NZS 2088:2000	121
----	------------------	-----

**Division 2 — Variations to AS/NZS 2088:2000**

2.	Clause 1	121
3.	Clauses deleted	121
4.	Clause 7.6	122
5.	Clause 7.8	122
6.	Clause 7.10	123
	7.10 Tether strap	123
7.	Clause 8.6.2	123
9.	Clause 11.1	126
10.	Clause 11.2	126
	11.2 Legibility of marking	126

**Schedule 18 — Testing procedures for hot water bottles**

**Division 1 — Tests for stoppers**

**Subdivision 1 — Filling a hot water bottle prior to testing**

1.	Procedure for filling a hot water bottle designed to be partly filled	127
2.	Procedure for filling a hot water bottle designed to be completely filled	127

**Contents**

---

	<b>Subdivision 2 — Tests for stoppers</b>	
3.	Test 1	128
4.	Test 2	128
	<b>Subdivision 3 — Test for separation of screw stoppers</b>	
5.	Torque wrench	129
6.	Tensile machine	129
7.	Procedure	129
	<b>Division 2 — Seam test</b>	
8.	Procedure	130
	<b>Division 3 — Determination of pressure resistance</b>	
9.	Test apparatus	130
10.	Procedure	131
	<b>Division 4 — Informative labels for hot water bottles</b>	
11.	General	132
	<b>Schedule 19 — Product safety standard for children's portable folding cots</b>	
	<b>Division 1 — AS/NZS 2195:1999</b>	
1.	AS/NZS 2195:1999	133
	<b>Division 2 — Variations to AS/NZS 2195:1999</b>	
2.	Foreword	133
3.	Clause 1	133
4.	Clauses 2, 3, 5 and 6	133
5.	Clause 7	134
	7 CONSTRUCTION AND ASSEMBLY	134
6.	Clause 8	134
7.	Clause 9	135
8.	Clause 10	135
9.	Clauses 11 and 12	135
10.	Clause 13	135
11.	Appendix A	136
12.	Appendices B, D, E, F, G, H, I, J, M and N	137

	<b>Schedule 20 — Standard for baby bath aids</b>	
1.	Form and content of warning	138
	<b>Schedule 21 — Standard for exercise cycles</b>	
	<b>Division 1 — AS 4092:1993</b>	
1.	AS 4092:1993	140
	<b>Division 2 — Variations to AS 4092:1993</b>	
2.	Variations	140
	<b>Schedule 22 — Standard for flotation toys and aquatic toys</b>	
	<b>Division 1 — AS 1900-1991</b>	
1.	AS 1900-1991	141
	<b>Division 2 — Variations to AS 1900-1991</b>	
2.	Variations	141
	<b>Division 3 — AS/NZS ISO 8124.1:2002</b>	
3.	AS/NZS ISO 8124.1:2002	144
	<b>Division 4 — Variations to AS/NZS ISO 8124.1:2002</b>	
4.	Variations	144
	<b>Schedule 23 — Standard for swimming aids and flotation aids</b>	
	<b>Division 1 — AS 1900-1991</b>	
1.	AS 1900-1991	145
	<b>Division 2 — Variations to AS 1900-1991</b>	
2.	Variations	145
	<b>Division 3 — AS 1900-2002</b>	
1.	AS 1900-2002	147
	<b>Division 4 — Variations to AS 1900-2002</b>	
2.	Variations	147

**Schedule 24 — Standards for lead  
and certain elements in  
children's toys**

**Division 1 — Standards for children's toys  
other than finger paints for children**

- |    |                        |     |
|----|------------------------|-----|
| 1. | AS/NZS ISO 8124.3:2003 | 149 |
|----|------------------------|-----|

**Division 2 — Variations to AS/NZS ISO  
8124.3:2003**

- |    |          |     |
|----|----------|-----|
| 2. | Clause 7 | 149 |
|----|----------|-----|

**Division 3 — Standards for finger paints for  
children**

- |    |                |     |
|----|----------------|-----|
| 3. | AS 8124.7-2003 | 149 |
|----|----------------|-----|

**Schedule 25 — Standard for  
children's toys containing  
magnets**

**Division 1 — Standard for children's toys  
containing magnets**

- |    |                        |     |
|----|------------------------|-----|
| 1. | AS/NZS ISO 8124.1:2002 | 150 |
|----|------------------------|-----|

**Division 2 — Variations to AS/NZS ISO  
8124.1:2002**

- |    |               |     |
|----|---------------|-----|
| 2. | Clause 4.28   | 150 |
| 3. | Clause C.2.19 | 151 |

**Notes**

- |  |                   |     |
|--|-------------------|-----|
|  | Compilation table | 152 |
|--|-------------------|-----|

**Defined terms**

Western Australia

Fair Trading Act 1987

## **Fair Trading (Product Safety Standard) Regulations 2001**

### **Part 1 — Preliminary**

#### **1. Citation**

These regulations may be cited as the *Fair Trading (Product Safety Standard) Regulations 2001*<sup>1</sup>.

## **Part 2 — Lighters**

*[Heading inserted in Gazette 28 May 2010 p. 2344.]*

### **Division 1 — Preliminary**

*[Heading inserted in Gazette 28 May 2010 p. 2344.]*

#### **2. Terms used**

- (1) In these regulations —

***adjustable lighter*** means a lighter with provision for flame height adjustment;

***American Standard*** means the Consumer Product Safety Standard for Cigarette Lighters (16 CFR 1210) —

- (a) set out in Part 1210, Title 16 of the Code of Federal Regulations; and
- (b) published in the Federal Register of the United States of America, Vol. 58, No. 131, on 12 July 1993;

***customs value***, for a device, means the customs value determined for the device under the *Customs Act 1901* (Commonwealth) section 159;

***disposable lighter*** has the meaning given in subregulation (6);

***ex works agreement*** means an agreement for the supply of goods under which the supplier's obligation to deliver the goods is fulfilled when the supplier makes the goods available to the buyer at the supplier's premises;

***indexed amount*** has the meaning given in regulation 15;

***lighter*** has the meaning given in subregulation (2);

***non-adjustable lighter*** means a lighter with no provision for flame height adjustment;

***novelty lighter*** has the meaning given in subregulation (7);

***refillable lighter*** has the meaning given in subregulation (8);

***safe operation*** means the operation of a lighter so that it —

- (a) does not spit or sputter; and

(b) does not produce an abnormal or unsafe flame; and

(c) cannot be operated easily by a young child;

**spit or sputter**, for a flame produced by a lighter, means the escape of liquid fuel from the lighter producing burning liquid droplets that separate from the flame;

**young child** means an individual who is under 5 years.

(2) A **lighter** is a flame producing device that —

(a) is designed to light cigarettes, cigars and pipes; and

(b) is an eligible device.

(3) For the purposes of subregulation (2), a flame producing device is an **eligible device** if —

(a) it is designed to be discarded when its fuel supply is exhausted; or

(b) it is designed to incorporate a separate container of fuel that is designed to be discarded when empty; or

(c) it is designed to have an entertaining audio or visual effect (other than production of a flame); or

(d) it is designed to depict or resemble, in physical form or function, an article commonly recognised as appealing to, or intended for use by, a young child.

(4) For the purposes of subregulation (2), a flame producing device is also an **eligible device** if —

(a) it is designed to be refilled with fuel; and

(b) its value is not more than the relevant amount.

(5) In subregulation (4) —

**relevant amount** means —

(a) for a device imported into Australia, or supplied under an ex works agreement, before 1 August 2003 — \$5; or

(b) for a device imported into Australia, or supplied under an ex works agreement, on or after 1 August 2003 — the indexed amount;

**value**, for a device, means —

- (a) for a device imported into Australia — its customs value; or
  - (b) for another device — its supply price.
- (6) A **disposable lighter** is a lighter that is an eligible device mentioned in subregulation (3)(a) or (b).
- (7) A **novelty lighter** is a lighter that is an eligible device mentioned in subregulation (3)(c) or (d).
- (8) A **refillable lighter** is a lighter that is an eligible device mentioned in subregulation (4).

*[Regulation 2 inserted in Gazette 28 May 2010 p. 2344-6.]*

## **Division 2 — Flame testing, structural safety and labelling**

*[Heading inserted in Gazette 28 May 2010 p. 2347.]*

### **3. Application of this Division**

This Division does not apply to a lighter that —

- (a) is a novelty lighter; and
- (b) is not a disposable lighter or a refillable lighter.

*[Regulation 3 inserted in Gazette 28 May 2010 p. 2347.]*

### **4. Testing procedures**

When a lighter is tested in accordance with the procedures described in Schedule 1 Division 2, 3, 4, 5 or 6, the test must be performed in accordance with the procedures described in Schedule 1 Division 1.

*[Regulation 4 inserted in Gazette 28 May 2010 p. 2347.]*

### **5. Ignition and adjustment of flame**

- (1) A lighter must be designed so that deliberate action is necessary to ignite and sustain a flame.



- (2) An adjustable lighter must be designed so that deliberate action is necessary to adjust the height of the flame.

*[Regulation 5 inserted in Gazette 28 May 2010 p. 2347.]*

**6. Abnormal burning**

A lighter, after being tested in accordance with Schedule 1 Divisions 4, 5 and 6, must not, when tested in accordance with Schedule 1 Divisions 2 and 3, spit or sputter or produce an abnormal or unsafe flame.

*[Regulation 6 inserted in Gazette 28 May 2010 p. 2347.]*

**7. Flame height**

- (1) A lighter must comply with subregulation (2) when tested in accordance with Schedule 1 Division 2 —
- (a) after being tested in accordance with Schedule 1 Division 4 or 5; or
  - (b) after being tested in accordance with Schedule 1 Divisions 4 and 5.
- (2) For subregulation (1), the height of the flame produced by a lighter must not exceed —
- (a) in the case of a non-adjustable lighter, 50 mm; and
  - (b) in the case of an adjustable lighter —
    - (i) where the lighter is adjusted to produce the maximum flame height, 150 mm; and
    - (ii) where the lighter is adjusted to produce the minimum flame height, 100 mm.
- (3) If the flame height of an adjustable lighter has not been adjusted after being supplied in trade or commerce, the lighter must not, when first used after being supplied, produce a flame exceeding 125 mm in height.

*[Regulation 7 inserted in Gazette 28 May 2010 p. 2347-8.]*

**8. Flame extinction**

- (1) A lighter must comply with subregulation (2) after being tested in accordance with the procedures described in Schedule 1 Divisions 3, 4 and 5.
- (2) For subregulation (1), where —
  - (a) a non-adjustable lighter produces a flame for 10 seconds; or
  - (b) an adjustable lighter —
    - (i) produces a flame for 5 seconds at the maximum flame height adjustment; or
    - (ii) produces a flame for 10 seconds at the minimum flame height adjustment,

the flame produced must extinguish after cessation of the action sustaining the flame within 2 seconds if the lighter has no flameguard or 4 seconds if it has a flameguard.

*[Regulation 8 inserted in Gazette 28 May 2010 p. 2348-9.]*

**9. Structural safety**

- (1) A lighter must have no sharp external edges.
- (2) A lighter, when tested in accordance with Schedule 1 Division 3, 4 or 5, must not be damaged so as to affect its safe operation.
- (3) A lighter, when tested in accordance with Schedule 1 Division 4, must not spontaneously ignite.
- (4) The internal pressure of the fuel reservoir of a lighter when tested in accordance with Schedule 1 Division 6 must not suddenly decrease.

*[Regulation 9 inserted in Gazette 28 May 2010 p. 2349.]*

**10. Labelling**

- (1) A lighter must incorporate (as a permanent part of the lighter) in a legible form —
  - (a) the name or other identification of the manufacturer or distributor of the lighter; and
  - (b) where the lighter is an adjustable lighter, symbols indicating the direction in which force is to be applied to increase or decrease the flame height and the effect of the application of force in that direction.
- (2) In addition to subregulation (1), either —
  - (a) the following information that is enclosed by inverted commas must be displayed in a legible form on a lighter, or on an adhesive label that is affixed to the lighter —
    - (i) ‘WARNING’ in capital letters and adjacent to the words that must be displayed under subparagraphs (ii) to (ix);
    - (ii) ‘KEEP AWAY FROM CHILDREN’ or ‘KEEP OUT OF REACH OF CHILDREN’ in capital letters;
    - (iii) ‘Ignite lighter away from face and clothing’;
    - (iv) ‘Never expose to heat above 50°C or to prolonged sunlight’;
    - (v) ‘Never puncture or put in fire’;
    - (vi) for a lighter that contains flammable gas under pressure — ‘Contains flammable gas under pressure’;
    - (vii) for a lighter that contains flammable liquid — ‘Contains flammable liquid’;
    - (viii) for a self-extinguishing lighter — ‘Be sure flame is out after use’;
    - (ix) for a non-self-extinguishing lighter — ‘This lighter does not extinguish itself — close the cover to put out’;

or

- (b) if a lighter is contained in a package when it is sold at retail — the information in paragraph (a) must be displayed in a legible form on the package.

*[Regulation 10 inserted in Gazette 28 May 2010 p. 2349-50.]*

### **Division 3 — Child resistance**

*[Heading inserted in Gazette 28 May 2010 p. 2350.]*

#### **11. Application of this Division**

This Division applies to a lighter to which the American Standard would apply if the lighter were imported into the United States of America after 12 July 1994.

*[Regulation 11 inserted in Gazette 28 May 2010 p. 2350.]*

#### **12. Child resistance**

- (1) A lighter must be of a kind that has been —
  - (a) tested in the manner set out in section 1210.4 of the American Standard; and
  - (b) shown to be resistant to successful operation by at least 85% of the child-test panel when tested in that manner.
- (2) The mechanism or system of a lighter that is designed or intended to make the lighter resistant to successful operation by at least 85% of the child-test panel must —
  - (a) reset itself automatically after each operation of the ignition mechanism of the lighter; and
  - (b) not impair safe operation of the lighter when used in a normal and convenient manner; and
  - (c) be effective for the functional life of the lighter; and
  - (d) not be easily overridden or deactivated.

*[Regulation 12 inserted in Gazette 28 May 2010 p. 2351.]*

### **13. Certification**

A certificate of compliance, within the meaning of the American Standard, must have been issued for the lighter in accordance with that standard.

Notes for this regulation:

1. The importation into Australia of a lighter is prohibited unless —
  - (a) the person importing the lighter has —
    - (i) completed a statutory declaration stating that a certificate of compliance, within the meaning of the American Standard, has been issued in accordance with that standard; and
    - (ii) produced that declaration to the Collector;
  - or
  - (b) the Minister has granted a permission in writing for the lighter to be imported; or
  - (c) the lighter is imported by a passenger at least 18 years old on a ship or aircraft, if the passenger is importing no more than 5 lighters.
2. See the *Customs (Prohibited Imports) Regulations 1956* (Commonwealth) regulation 4S.

*[Regulation 13 inserted in Gazette 28 May 2010 p. 2351-2.]*

### **Division 4 — Indexation**

*[Heading inserted in Gazette 28 May 2010 p. 2352.]*

### **14. Terms used**

In this Division —

***CPI number*** means the All Groups Consumer Price Index number (that is the weighted average of the 8 capital cities) published by the Statistician;

***latest CPI number*** means the CPI number for the most recent quarter;

***March 2003 CPI number*** means the CPI number for the quarter beginning on 1 January 2003;

**quarter** means 3 months beginning on 1 January, 1 April, 1 July or 1 October in a year;

**Statistician** has the meaning given by the *Australian Bureau of Statistics Act 1975* (Commonwealth) section 3.

*[Regulation 14 inserted in Gazette 28 May 2010 p. 2352.]*

**15. Indexed amount**

- (1) The indexed amount is the amount —
- (a) worked out in accordance with the formula mentioned in subregulation (2); and
  - (b) if the amount worked out is an amount of dollars and cents, rounded in accordance with subregulation (3).

- (2) The formula is —

$$\frac{\$5 \times \text{latest CPI number}}{\text{March 2003 CPI number}}$$

- (3) The indexed amount must be rounded to the nearest 25 cents and, if the amount to be rounded is 12.5 cents, rounded up.

*[Regulation 15 inserted in Gazette 28 May 2010 p. 2352-3.]*

### Part 3 — Elastic luggage straps

**16. Term used: elastic luggage strap**

In this Part —

***elastic luggage strap*** means an elastic strap or cord, or 2 or more elastic straps or cords permanently joined —

- (a) having a hook, buckle or other fastening device at each extremity; and
- (b) designed to be used for the purpose of securing luggage or other objects,

but does not include —

- (c) elasticised cargo nets; or
- (d) elasticised straps specifically made for the purpose of securing a vehicle jack or toolkit within a vehicle.

*[Regulation 16 amended in Gazette 1 Jul 2005 p. 2997.]*

**17. Product safety standard for an elastic luggage strap**

- (1) The product safety standard for an elastic luggage strap consists of the requirements set out in this regulation.
- (2) An elastic luggage strap must have permanently affixed to it a label bearing the following warning —

“

WARNING. Avoid eye injury. DO NOT overstretch.  
ALWAYS keep face and body out of recoil path. DO  
NOT use when strap has visible signs of wear or  
damage.

”.

- (3) The label must —
  - (a) bear the word “WARNING” in upper case black letters of not less than 4 mm in height on a yellow background; and

**r. 17**

---

- (b) bear the words “DO NOT” and “ALWAYS” in upper case black letters of not less than 2 mm in height on a yellow background; and
  - (c) bear the remaining words in lower case black letters of not less than 2 mm in height on a yellow background.
- (4) The label must be clearly displayed.

*[Regulation 17 amended in Gazette 5 Nov 2004 p. 4981;  
1 Jul 2005 p. 2998.]*



## **Part 4 — Pedal cycle helmets**

### **18. Application**

- (1) This Part applies to a protective helmet for a pedal cyclist.
- (2) However, this Part does not apply to —
  - (a) a protective helmet of a size too small to be reasonably fitted to “Headform AA” as defined in Australian Standard AS 2512.1:1998 published by Standards Australia on 5 September 1998;
  - (b) a helmet for use as a toy that cannot be reasonably mistaken for a protective helmet for a pedal cyclist;
  - (c) a helmet for use as a toy that may be reasonably mistaken for a protective helmet for a pedal cyclist, if the words “Warning: Toy helmet only — do not use as safety headgear” are marked clearly and legibly in a conspicuous position on —
    - (i) the helmet or on a label attached to the helmet at the time of supply to the consumer; and
    - (ii) the principal outer display face of any packaging in which the helmet is supplied to the consumer, with the word “WARNING” in capital letters not less than 5 mm high, and the remaining words in letters not less than 2.5 mm high;
  - (d) a helmet (except a BMX helmet) designed and constructed principally for use by a cyclist engaged in competitive racing, if the words “Warning: Racing headgear only — inadequate impact protection for normal road use” are marked clearly and legibly in a conspicuous position on —
    - (i) the helmet or on a label attached to the helmet at the time of supply to the consumer; and

- (ii) the principal outer display face of any packaging in which the helmet is supplied to the consumer, with the word “WARNING” in capital letters not less than 5 mm high, and the remaining words in letters not less than 2.5 mm high.

**19. Product safety standard for a pedal cycle helmet until 31 August 2006**

Until the end of 31 August 2006, the product safety standard for a protective helmet for a pedal cyclist consists of the standard set out in —

- (a) Schedule 2 Division 1, as varied by Schedule 2 Division 2; or
- (b) Schedule 2 Division 3.

## **Part 5 — Portable fire extinguishers**

**20. Term used: aerosol type portable fire extinguisher**

In this Part and Schedule 3 —

*aerosol type portable fire extinguisher* means a portable, non-rechargeable, stored-pressure fire extinguisher of the aerosol type.

**21. Product safety standard for a portable fire extinguisher (except aerosol type) until 31 December 2002**

Until the end of 31 December 2002, the product safety standard for a portable fire extinguisher, except an aerosol type portable fire extinguisher, consists of the relevant standards set out in Schedule 3 Division 1, as varied by Schedule 3 Division 2.

**22. Product safety standard for an aerosol type portable fire extinguisher until 31 December 2004**

Until the end of 31 December 2004, the product safety standard for an aerosol type portable fire extinguisher consists of the relevant standards set out in Schedule 3 Division 3, as varied by Schedule 3 Division 4.

## **Part 6 — Trolley jacks**

### **23.        Application**

This Part applies to a trolley jack with a capacity nominated by the manufacturer of not more than 2.5 tonnes.

### **24.        Product safety standard for a trolley jack**

The product safety standard for a trolley jack consists of the standard set out in Schedule 4 Division 1, as varied by Schedule 4 Division 2.

*[Regulation 24 inserted in Gazette 28 May 2010 p. 2353.]*

## Part 7 — Vehicle jacks

*[Heading inserted in Gazette 25 Jun 2010 p. 2858.]*

### 25. Term used: specific vehicle jack

In this Part —

***specific vehicle jack*** means a vehicle jack with a nominated capacity of up to and including 8 tonnes manufactured before 1 July 2011 which is —

- (a) limited in its application to a specific vehicle or model or model designation of vehicle; and
- (b) intended to be used to lift the specific vehicle or model or model designation of vehicle at only the specific engagement points; and
- (c) supplied for use —
  - (i) with the specific vehicle or model or model designation of vehicle referred to in paragraph (a); or
  - (ii) as a replacement for the original vehicle jack supplied with the specific vehicle or model or model designation of vehicle referred to in paragraph (a).

*[Regulation 25 inserted in Gazette 25 Jun 2010 p. 2858-9.]*

### 26. Application

This Part applies to vehicle jacks with a nominated capacity of up to and including 8 tonnes.

*[Regulation 26 inserted in Gazette 25 Jun 2010 p. 2859.]*

### 27A. Product safety standard for vehicle jacks prior to 1 July 2011

Prior to 1 July 2011, the product safety standard for a vehicle jack consists of —

- (a) the standard set out in Schedule 5 Division 1 clause 1, as varied by Schedule 5 Division 2 Subdivision 1; or

**r. 27B**

---

- (b) the standard set out in Schedule 5 Division 1 clause 2, as varied by Schedule 5 Division 2 Subdivision 2; or
- (c) the standard set out in Schedule 5 Division 1 clause 3A, as varied by Schedule 5 Division 2 Subdivision 3.

*[Regulation 27A inserted in Gazette 25 Jun 2010 p. 2859.]*

**27B. Product safety standard for vehicle jacks on and after 1 July 2011**

- (1) On and from 1 July 2011 the product safety standard for a vehicle jack, other than a specific vehicle jack, consists of the standard set out in Schedule 5 Division 1 clause 3A, as varied by Schedule 5 Division 2 Subdivision 3.
- (2) On and from 1 July 2011 the product safety standard for a specific vehicle jack consists of —
  - (a) the standard set out in Schedule 5 Division 1 clause 1, as varied by Schedule 5 Division 2 Subdivision 1; or
  - (b) the standard set out in Schedule 5 Division 1 clause 2, as varied by Schedule 5 Division 2 Subdivision 2; or
  - (c) the standard set out in Schedule 5 Division 1 clause 3A, as varied by Schedule 5 Division 2 Subdivision 3.

*[Regulation 27B inserted in Gazette 25 Jun 2010 p. 2859.]*

## **Part 8 — Vehicle support stands**

### **27. Application**

This Part applies to a vehicle support stand with a capacity nominated by the manufacturer of not more than 1.5 tonnes.

### **28. Product safety standard for a vehicle support stand**

The product safety standard for a vehicle support stand consists of the standard set out in Schedule 6 Division 1, as varied by Schedule 6 Division 2.

*[Regulation 28 inserted in Gazette 28 May 2010 p. 2353.]*

## **Part 9 — Bunk beds**

*[Heading inserted in Gazette 23 Apr 2002 p. 2121.]*

### **29A.    Term used: bunk bed**

In this Part ***bunk bed*** means —

- (a) a set of components that are assembled or are ready for assembly into single beds or double/single combination beds which will be stacked one over the other; or
- (b) any single bed, other than a hospital bed, where the upper surface of the mattress base is at least 800 mm above the floor surface.

*[Regulation 29A inserted in Gazette 30 Dec 2008 p. 5634.]*

### **29B.    Application of this Part**

This Part applies to bunk beds supplied as an item of furniture or part of an item of furniture, not including —

- (a) portable bunk beds designed for camping; or
- (b) bunk beds that are built-in fitments in caravans, camper trailers, tent trailers, camper vans, motor homes, trains, ships, aircraft and other types of conveyances.

*[Regulation 29B inserted in Gazette 30 Dec 2008 p. 5635.]*

### **29.    Product safety standard for bunk beds to which this Part applies**

Until the end of 31 March 2016, the product safety standard for bunk beds to which this Part applies consists of the standard set out in Schedule 7 Division 1 as varied by Schedule 7 Division 2.

*[Regulation 29 inserted in Gazette 30 Dec 2008 p. 5635.]*



## **Part 10 — Baby walkers**

*[Heading inserted in Gazette 1 Nov 2002 p. 5361.]*

### **30. Term used: baby walker**

In this Part —

***baby walker*** means a device that —

- (a) consists of a frame on wheels designed to support, inside the frame and with the child's feet touching the ground, a child who has not yet learned to walk; and
- (b) is propelled by the movement of the child.

*[Regulation 30 inserted in Gazette 1 Nov 2002 p. 5361-2.]*

### **31. Product safety standard for a baby walker**

The product safety standard for a baby walker consists of the standard set out in Schedule 8.

*[Regulation 31 inserted in Gazette 1 Nov 2002 p. 5362.]*

## **Part 11 — Children's nightwear and paper patterns for children's nightwear**

*[Heading inserted in Gazette 28 May 2010 p. 2354.]*

### **32. Term used: children's nightwear**

In this Part —

***children's nightwear*** means a garment that is —

- (a) of a size in the range 00 to 14 (the number scheme used in Australian Standard 1182:1997 — Size coding scheme for infants' and children's clothing — Underwear and outerwear, published by Standards Australia on 5 March 1997; and
- (b) of a type that is suitable for nightwear; and
- (c) is not a second-hand garment,

and includes a garment that is mentioned in paragraphs (a) to (e) of clause 0.2 of *Australian/New Zealand Standard AS/NZS 1249:2003 Children's nightwear and limited daywear having reduced fire hazard*.

*[Regulation 32 inserted in Gazette 28 May 2010 p. 2354.]*

### **33. Product safety standard for children's nightwear**

The product safety standard for children's nightwear consists of the standard set out in Schedule 9 Division 1, as varied by Schedule 9 Division 2.

*[Regulation 33 inserted in Gazette 28 May 2010 p. 2354.]*

### **34. Product safety standard for paper patterns for children's nightwear**

The product safety standard for paper patterns for children's nightwear consists of the standard set out in Schedule 10 Division 1, as varied by Schedule 10 Division 2.

*[Regulation 34 inserted in Gazette 28 May 2010 p. 2354-5.]*

*[Part 12 (r. 35) deleted in Gazette 28 May 2010 p. 2354.]*

## Part 13 — Pedal bicycles

*[Heading inserted in Gazette 6 May 2003 p. 1557.]*

### 36. Term used: pedal bicycles

In this Part —

***pedal bicycles*** includes fully assembled or partially assembled bicycles but does not include —

- (a) bicycles having a wheel base of less than 640 mm; or
- (b) bicycles that are designed, promoted and supplied primarily for use in competition; or
- (c) one of a kind bicycles, being bicycles that are uniquely constructed to the order of an individual consumer; or
- (d) bicycles that are designed to be hinged or folded, or to be taken apart beyond removal of the front wheel, for ease of storage or portability; or
- (e) tandem bicycles; or
- (f) power assisted bicycles; or
- (g) bicycles showing signs of appreciable wear or second-hand bicycles; or
- (h) recumbent bicycles.

*[Regulation 36 inserted in Gazette 28 May 2010 p. 2355.]*

### 37. Product safety standard for pedal bicycles

The product safety standard for pedal bicycles consists of the standard set out in Schedule 11 Division 1, as varied by Schedule 11 Division 2.

*[Regulation 37 inserted in Gazette 6 May 2003 p. 1557.]*

## **Part 14 — Sunglasses and fashion spectacles**

*[Heading inserted in Gazette 1 Oct 2004 p. 4273.]*

### **38.      Product safety standard for sunglasses and fashion spectacles**

*[(1)    deleted]*

- (2)    On and from 1 April 2005, the product safety standard for sunglasses and fashion spectacles to which this Part applies consists of the standard set out in Schedule 12 Division 1 clause 2, as varied by Schedule 12 Division 2 Subdivision 2.
- (3)    This Part applies to —
  - (a)    spectacles comprising tinted lenses of nominal zero refractive power mounted in a spectacle frame; and
  - (b)    individual tinted lenses of nominal zero refractive power intended for use in sunglasses; and
  - (c)    rimless sunshields and one piece visors; and
  - (d)    clip-on and slip-on type sunglasses; and
  - (e)    children's sunglasses.
- (4)    This Part does not apply to the following —
  - (a)    safety glasses and safety goggles intended to provide protection against optical radiation;
  - (b)    eyewear for protection against radiation in solaria;
  - (c)    ski goggles;
  - (d)    glasses for use as toys that are clearly and legibly labelled as toys;
  - (e)    glasses or goggles for special use, including medical shields especially designed for use by vision impaired persons.

*[Regulation 38 inserted in Gazette 1 Oct 2004 p. 4273-4; amended in Gazette 29 Dec 2006 p. 5879; 28 May 2010 p. 2355-6.]*

## **Part 15 — Toys for young children up to and including 3 years of age**

*[Heading inserted in Gazette 1 Oct 2004 p. 4274.]*

### **39. Product safety standard for toys for young children**

*[(1) deleted]*

- (2) On and from 1 July 2005, the product safety standard for toys for children up to and including but not limited to 36 months of age, being objects manufactured, designed, labelled or marketed as playthings, to which this Part applies consists of the standard set out in Schedule 13 Division 1 clause 2, as varied by Schedule 13 Division 2 Subdivision 2.
- (3) This Part applies to —
- (a) rattles, toy dummies, teethingers and squeeze toys; and
  - (b) toys to be attached to a crib, stroller, playpen or baby carriage; and
  - (c) pull and push toys; and
  - (d) pounding toys; and
  - (e) blocks and stacking toys; and
  - (f) toys for use in a bathtub; and
  - (g) rocking, spring and stick horses and figures; and
  - (h) musical chime toys; and
  - (i) jacks-in-the-box; and
  - (j) stuffed, plush and flocked animals and figures; and
  - (k) toys with pompoms; and
  - (l) games; and
  - (m) puzzles; and
  - (n) dolls; and
  - (o) toy cars, trucks and other vehicles.

- (4) This Part does not apply to —
- (a) balloons; and
  - (b) marbles; and
  - (c) tapes and compact discs; and
  - (d) books; and
  - (e) writing materials (including crayons, chalk, pencils and pens); and
  - (f) paints (including finger paints and water paints), paint brushes and other painting implements; and
  - (g) modelling material (including clay, plasticine and play dough); and
  - (h) bicycles having a wheel base of not less than 640 mm; and
  - (i) playground equipment for parks, schools and domestic use (including swings, see-saws, slides, agility apparatus, climbing, swinging, rotating and rocking apparatus, cubby houses, sand pits, apparatus for use in sand, sliding poles and ladders); and
  - (j) goods supplied wholly or partially unassembled for assembly by an adult after supply if the goods are supplied with written assembly instructions and the goods, when assembled in accordance with instructions, comply with this Part; and
  - (k) flotation toys; and
  - (l) babies' dummies that comply with the product safety standard prescribed under Part 22; and
  - (m) toys made wholly from highly porous material (for example cheesecloth), except toys with pompoms; and
  - (n) toys made with closed cell polyethylene, ethylene vinyl acetate or like material which are labelled with the word "WARNING" in red upper case letters at least 5 mm high on a white background adjacent to the words "NOT SUITABLE FOR CHILDREN UNDER

3 YEARS AS FOAM PIECES MAY BREAK OFF  
AND CAUSE A CHOKING HAZARD” in red upper  
case letters at least 2.5 mm high on a white background.

- (5) For the purposes of subregulation (4)(n), a toy is labelled as described in subregulation (4)(n) if a toy is marked legibly in a conspicuous position either on the toy or, if the toy is displayed in packaging for retail sale, on a principal outer display face of the packaging in which the toy is displayed.

*[Regulation 39 inserted in Gazette 1 Oct 2004 p. 4274-6;  
amended in Gazette 12 Oct 2007 p. 5503; 28 May 2010  
p. 2356.]*

## **Part 16 — Child carrying seats for bicycles**

*[Heading inserted in Gazette 21 Mar 2006 p. 1080.]*

### **40. Term used: child carrying seat**

In this Part —

***child carrying seat*** means a seat attached or capable of being attached to a bicycle and which is principally designed to carry a child as a passenger on the bicycle.

*[Regulation 40 inserted in Gazette 21 Mar 2006 p. 1080.]*

### **41. Instructions and load labelling**

- (1) Every child carrying seat must when supplied —
  - (a) be accompanied by instructions for correct fitting to a bicycle —
    - (i) printed on the packaging of the seat; or
    - (ii) printed on a leaflet accompanying the seat, unless it is an integral part of a bicycle; and
  - (b) be clearly labelled with a statement of the maximum load which it is designed to carry —
    - (i) printed on the seat; or
    - (ii) printed on the packaging of the seat; or
    - (iii) printed on a leaflet accompanying the seat.
- (2) This regulation does not apply to the supply of a second-hand child carrying seat.

*[Regulation 41 inserted in Gazette 21 Mar 2006 p. 1080.]*

### **42. Design**

Every child carrying seat must be designed —

- (a) for location immediately behind the seat of the rider; and
- (b) so that the occupant of the seat faces towards the front of the bicycle; and



- (c) to incorporate a foot rest for the occupant; and
- (d) to incorporate a restraining device which is an integral part of the seat comprising a webbed seat belt manufactured from high tenacity synthetic fibre and a buckling device for securing the restraint, which cannot be easily or accidentally released by the occupant of the seat; and
- (e) to be constructed without sharp edges and to be attached to a tubular metal support by which it can be securely fastened to the bicycle frame.

*[Regulation 42 inserted in Gazette 21 Mar 2006 p. 1081.]*

## **Part 17 — Bean bags**

*[Heading inserted in Gazette 21 Mar 2006 p. 1081.]*

### **43. Terms used**

In this Part —

***bean bag*** means a cushion or similar item which consists of a bag or cover surrounding the bean bag filling and includes bean bags for use in swimming pools;

***bean bag cover*** means a bag or cover capable of being filled with bean bag filling and which, if filled with bean bag filling, would constitute a bean bag and includes a bag or cover intended as a separate inner lining for a bean bag;

***bean bag filling*** means pellets, or small particles, of polystyrene or other similar synthetic material;

***child-resistant slide-fastener*** means a slide-fastener having a sliding piece which —

- (a) does not have attached to it any tag, handle or other object which would facilitate the movement of the sliding piece; and
- (b) incorporates a locking mechanism, which prevents the sliding piece opening the slide-fastener unless a wholly separate device is used to disengage the locking mechanism and act as a handle in the moving of the sliding piece between the teeth;

***slide-fastener*** means a device comprising 2 sets of teeth, each set of teeth being located on adjacent edges of the device and having an attached sliding piece, which by moving between the adjacent teeth of each edge, causes the teeth to interlock, or cease to interlock, as the case may be, with the teeth of the adjacent edge.

*[Regulation 43 inserted in Gazette 21 Mar 2006 p. 1081-2.]*

**44. Requirements for bean bags**

- (1) Bean bags, bean bag covers and packages of every description containing bean bag filling must have fixed securely to or stamped on them a label or notice in the following form —  
  
“WARNING: Small Lightweight Beads Present a Severe Danger to Children if Swallowed or Inhaled”.
- (2) In the label or notice —
  - (a) “WARNING” must appear in upper case red letters of not less than 5 mm in height, on a white background;
  - (b) “Small Lightweight Beads Present a Severe Danger to Children if Swallowed or Inhaled”, must appear in upper and lower case letters as the case may be, with the upper case letters of not less than 5 mm in height.
- (3A) A warning label or notice referred to in subregulation (1) must be conspicuously displayed.
- (3) Every bean bag and every bean bag cover must have a child-resistant slide-fastener fitted to every opening through which bean bag filling can be inserted or removed.

*[Regulation 44 inserted in Gazette 21 Mar 2006 p. 1082;  
amended in Gazette 28 May 2010 p. 2356.]*

## **Part 18 — Basketball rings and backboards**

*[Heading inserted in Gazette 20 Oct 2006 p. 4461.]*

### **45. Warnings labels**

- (1) Every basketball ring or backboard must when supplied be accompanied by —
  - (a) a warning; and
  - (b) a warning symbol.
- (2) The warning mentioned in subregulation (1)(a) —
  - (a) must contain the words —  
“WARNING: IMPROPER INSTALLATION OR  
SWINGING ON THE RING MAY CAUSE SERIOUS  
INJURY OR DEATH”; and
  - (b) must be clearly legible, in upper case, in red letters on a white background; and
  - (c) for the word “WARNING:” — must be in characters not less than 15 mm in height; and
  - (d) for the words other than the word “WARNING:” — must be in characters not less than 10 mm in height.
- (3) The warning symbol mentioned in subregulation (1)(b) —
  - (a) must be in the form of the graphic set out in Schedule 14; and
  - (b) for the circle that forms part of the graphic — must have a diameter of not less than 120 mm from outer edge to outer edge; and
  - (c) for the circle and the diagonal line that form part of the graphic — must be in red, and drawn with a line not less than 5 mm in width; and
  - (d) for the basketball player figure that forms part of the graphic — must be entirely black; and
  - (e) for the ring and backboard that form part of the graphic — must be outlined in black.

- (4) If a basketball ring or backboard is supplied in a package, the warning and warning symbol mentioned in subregulation (1) must accompany the ring or backboard by being marked —
  - (a) in a conspicuous position on the package; or
  - (b) on a label affixed in a conspicuous position on the package.
- (5) If a basketball ring or backboard is not supplied in a package, the warning and warning symbol mentioned in subregulation (1) must accompany the ring or backboard by being marked —
  - (a) in a conspicuous position on the ring or backboard; or
  - (b) on a label affixed in a conspicuous position on the ring or backboard; or
  - (c) on a tag attached in a conspicuous position on the ring or backboard.

*[Regulation 45 inserted in Gazette 20 Oct 2006 p. 4461-2.]*

**46. Permanent warning on backboard**

- (1) Every basketball backboard must when supplied be accompanied by a warning that is permanently marked on the backboard.
- (2) A warning mentioned in subregulation (1) —
  - (a) must contain the following words —  
“WARNING: SWINGING ON THE RING MAY CAUSE SERIOUS INJURY OR DEATH”; and
  - (b) must be clearly legible, in characters not less than 10 mm in height; and
  - (c) must be marked on the backboard in a conspicuous position —
    - (i) in permanent writing; or
    - (ii) on a label that is permanently fixed to the backboard.

*[Regulation 46 inserted in Gazette 20 Oct 2006 p. 4462.]*

## **Part 19 — Household cots**

*[Heading inserted in Gazette 20 Oct 2006 p. 4462.]*

### **47. Terms used**

In this Part —

**AS/NZS 2172:2003** means the Australian/New Zealand Standard AS/NZS 2172:2003 “Cots for household use — Safety requirements”, approved by Standards Australia on 19 September 2003;

**cot** means a cot, as defined in AS/NZS 2172:2003, to which that standard applies.

*[Regulation 47 inserted in Gazette 20 Oct 2006 p. 4462;  
amended in Gazette 28 May 2010 p. 2357.]*

### **48. Product safety standard for cots**

- (1) This regulation applies on and after 1 November 2006.
- (2) The product safety standard for new cots consists of AS/NZS 2172:2003 varied in the following manner —
  - (a) delete clauses 1, 2, 4, 6.1(f), 7, 8, 9.2(c), and 10;
  - (b) delete clause 6.1(g) and insert:
    - (g) With the dropside in the closed position and the mattress base in the lower position, when tested in accordance with Appendix A with a force of 50 N it must not be possible for a 30 mm probe to pass through any aperture between the mattress base and the sides and between the mattress base and the ends.

- (c) at the end of clause 6.3(e) insert:

For a lift and push dropside release mechanism, either the lift or push action must comply with clause 6.3(d).

- (d) in clause 6.7 delete note 1;

- (e) delete Paragraph A5(h) and A5(i) and insert:

- (h) For any gaps recorded in Step (g) between the mattress base in the lower position and the sides and ends with the dropside in the closed position, insert the 30 mm diameter probe and apply a force of 50 N.

- (i) For any gaps recorded in Step (g) except for the gaps tested in Step (h), insert the 30 mm diameter probe and apply a force of 100 N.

- (j) Record all gaps that allowed the passage of the 30 mm diameter probe when tested in accordance with A5(h) and A5(i) except for the following:

- (i) Gaps formed between —

(A) fixed sides and the mattress base in the upper position; and

(B) fixed ends and the mattress base in the upper position.

- (ii) Gaps formed between the dropside in both open and closed positions and the mattress base in the upper position.

- (iii) Gaps formed between the dropside in the open position and the mattress base in the lower position.

- (f) renumber the succeeding A5 paragraphs;

- (g) in Paragraph A6(b) delete “but not the 50 mm diameter probe as noted in Paragraphs A5(i) and A5(g) respectively” and insert:

as recorded in Paragraph A5(j)

- (3) The product safety standard for second-hand cots consists of AS/NZS 2172:2003 varied by —
  - (a) deleting clauses 1, 2, 4, 6.1(f), 6.1(g), 6.8(c), 6.8(d), 6.8(e), 7, 8, 9.2(b), 9.2(c), 9.3, 9.4, 9.5, 9.6, 9.7, 9.8, 10, 11 and 12; and
  - (b) amending clause 6.7 by deleting “5 mm” and inserting instead —  
“ 8 mm ”; and
  - (c) deleting note 1.

*[Regulation 48 inserted in Gazette 20 Oct 2006 p. 4463;  
amended in Gazette 28 May 2010 p. 2357-9.]*

**49. Antique or collectable cots**

- (1) The product safety standards prescribed by regulation 48 do not apply in relation to an antique or collectable cot if the cot when supplied —
  - (a) is accompanied by a certificate from the supplier to the consumer stating that it is not safe to place a child in the cot; and
  - (b) has clearly visible external and internal warning statements permanently attached to the cot by means of gluing or mechanical fixing (nails or screws) of a metal plaque displayed on the upper half of the side or end of the cot.



- (2) A warning statement mentioned in subregulation (1)(b) —
- (a) must contain the following words —  
“WARNING: this cot does not meet the mandatory safety standard.  
For display purposes only.  
It is dangerous to place a child in this cot.”; and
  - (b) must be capitalised and underlined as set out in paragraph (a); and
  - (c) must have lettering that is in sharp contrast to the background; and
  - (d) for the capital letters — must be in characters not less than 5 mm in height; and
  - (e) for the lower case letters — must be in characters not less than 2.5 mm in height.

*[Regulation 49 inserted in Gazette 20 Oct 2006 p. 4463;  
amended in Gazette 28 May 2010 p. 2359.]*

## **Part 20 — External corded blinds**

*[Heading inserted in Gazette 20 Oct 2006 p. 4464.]*

### **50. Terms used**

In this Part —

**blind** includes a screen, shade, awning or other window covering;

**bottom rail** of a blind means the rail, rod, batten or other rigid component forming the bottom edge of the blind when it is fully lowered, or if the blind does not have a rigid bottom edge, the bottom edge of the blind;

**external corded blind** means a blind that is —

- (a) designed to be raised and lowered by means of a pull cord which forms a closed loop with a circumference exceeding 300 mm; and
- (b) supplied for external use;

**pull cord** means a rope, string, cord, strap or other flexible component by means of which a blind is raised and lowered.

*[Regulation 50 inserted in Gazette 20 Oct 2006 p. 4464.]*

### **51. Design**

- (1) Every external corded blind must be designed to incorporate —
    - (a) a device that enables the pull cord to be secured in a manner that —
      - (i) maintains tension on the pull cord; and
      - (ii) holds the pull cord as close as practicable to the blind or to the wall or surface on which the blind is mounted; and
      - (iii) holds the pull cord out of reach of young children;
- and

- (b) a device that enables the bottom rail of the blind, when the blind is lowered, to be secured to the ground, a wall or another surface in a manner that maintains tension on the bottom rail.
- (2) Every external corded blind must when supplied be accompanied by all the screws or other fasteners required to install all components of the devices referred to in subregulation (1).

*[Regulation 51 inserted in Gazette 20 Oct 2006 p. 4464.]*

## **52. Warning labels**

- (1) Every external corded blind must when supplied —
  - (a) have attached to the bottom rail a warning label in the form set out in Schedule 15 clause 1; and
  - (b) have attached to the blind a warning label in the form set out in Schedule 15 clause 2; and
  - (c) have attached to each of the devices referred to in regulation 51(1) a warning label in the form set out in Schedule 15 clause 3 containing an explanation of how the device is designed to operate and how it should be used to minimise the risk to young children of strangulation.
- (2) On a warning label referred to in subregulation (1) —
  - (a) the word “WARNING” must be in letters not less than 8 mm in height; and
  - (b) the other capital letters must be not less than 3 mm in height; and
  - (c) the top panel of the label must be orange with the word “WARNING” and triangular symbol in black.

*[Regulation 52 inserted in Gazette 20 Oct 2006 p. 4465.]*

**53. Installation instructions**

- (1) Every external corded blind must when supplied be accompanied by written information that —
  - (a) explains how to install —
    - (i) the blind; and
    - (ii) each of the devices referred to in regulation 51(1);
  - and
  - (b) incorporates a copy of the warning label referred to in regulation 52(1)(b).
- (2) This regulation does not apply in relation to a blind that is installed by the supplier or a person engaged by the supplier.

*[Regulation 53 inserted in Gazette 20 Oct 2006 p. 4465.]*

## **Part 21 — Objects intended to hold or decorate candles**

*[Heading inserted in Gazette 29 Dec 2006 p. 5879.]*

### **54. Term used: candle accessory**

In this Part —

***candle accessory*** means an object intended to hold or decorate a candle.

*[Regulation 54 inserted in Gazette 29 Dec 2006 p. 5879.]*

### **55. Product safety standard for candle accessories**

- (1) The product safety standard for a candle accessory consists of the requirements set out in this regulation.
- (2) A candle accessory, when subjected to flame or heat emanating from a candle being held or decorated by it, must not ignite and continue to flame for a period of 5 seconds or more after ignition.

*[Regulation 55 inserted in Gazette 29 Dec 2006 p. 5880.]*

## **Part 22 — Babies' dummies**

*[Heading inserted in Gazette 12 Oct 2007 p. 5503.]*

### **56.      Product safety standard for babies' dummies**

The product safety standard for babies' dummies consists of the Australian Standard AS 2432—1991, *Babies' dummies*, published by Standards Australia on 15 November 1991 (ISBN 0 7262 7149 7), varied as follows:

- (a) by deleting clauses 3 and 5;
- (b) in clause 6.1 by deleting “and 6.3”;
- (c) by deleting clause 6.3;
- (d) in clause 6.4.2 —
  - (i) by deleting paragraph (a);
  - (ii) in paragraph (c)(iii) by deleting “25 mm” and inserting instead —  
“ 15 mm ”;
  - (iii) in the note after paragraph (d)(ii) by deleting “25 mm” in each place it occurs and in each place inserting instead —  
“ 15 mm ”;
- (e) in clause 6.4.3 by deleting the notes after paragraph (c);
- (f) by deleting clauses 7.2, 7.3 and 7.4;
- (g) by deleting clause 9.1 and inserting instead —  
“

**9.1 General** The pack shall be legibly labelled with the name and address of the Australian manufacturer or Australian Distributor.

”;

- (h) by deleting clause 9.3 and inserting instead —

“

**9.3 Warning notice** The pack shall bear a clear and legible warning notice which shall include the following words or words that have the same meaning:

**WARNING**

**DO NOT TIE DUMMY AROUND BABY'S NECK  
AS IT PRESENTS A STRANGULATION HAZARD**

In the warning notice the word 'PACIFIER' or 'SOOTHER' may be substituted for the word 'DUMMY'.

”;

- (i) by deleting Appendix A;
- (j) by deleting Appendix C clause C2 and inserting instead —

“

**C2 PRINCIPLE** A dummy is placed centrally on the test template with its major and minor axes aligned with the major and minor axes of the template and the teat protruding down through the opening. A specified tensile force is applied to the teat in an attempt to force the dummy through the opening in the template. If the dummy is not forced through the opening in the template, the dummy is inverted and the procedure repeated.

”;

- (k) in Appendix C clause C3 —
- (i) by deleting from the title “AND REAGENT”;
- (ii) by deleting “and reagent are” and inserting instead —
- “ is ”;
- (iii) by deleting paragraph (b);

- (iv) in paragraph (c) by deleting the second paragraph and inserting instead —

“

The test template shall have inscribed on it the major axis (I) and the minor axis (II).

”;

- (l) in Appendix C clause C4 by deleting “shall be representative of the batch and”;
- (m) in Appendix C clause C6 —
- (i) by deleting paragraphs (c), (h), (i) and (m);
- (ii) by deleting paragraph (d) and inserting instead —

“

- (d) Place the dummy, teat down, in the opening of the template as shown in Figure C2, so that the major axis of the shield aligns with the major axis I-I of the template and the minor axis of the shield aligns with the minor axis II-II of the template.

”;

- (iii) by deleting paragraph (j) and inserting instead —

“

- (j) Place the dummy, teat up, in the opening of the template as shown in Figure C3, so that the major axis of the shield aligns with the major axis I-I of the template and the minor axis of the shield aligns with the minor axis II-II of the template.

”;

- (n) by deleting Appendix D;
- (o) in Appendix E clause E2 by deleting “immersed in a wetting solution and then”;



- (p) in Appendix E clause E3 —
  - (i) by deleting from the title “AND REAGENT”;
  - (ii) by deleting “and reagent are” and inserting instead —  
“ is ”;
  - (iii) by deleting paragraph (c);
- (q) in Appendix E clause E4 by deleting “shall be representative of the batch and”;
- (r) in Appendix E clause E6 —
  - (i) by deleting paragraph (b);
  - (ii) in paragraph (c) by deleting “While the dummy is wet, clamp” and inserting instead —  
“ Clamp ”;
- (s) by deleting Appendix F, Appendix G and Appendix H;
- (t) in Appendix I clause I4 by deleting “shall be representative of the batch and”.

*[Regulation 56 inserted in Gazette 12 Oct 2007 p. 5503-6.]*

## **Part 23 — Safety pins with catch covers**

*[Heading inserted in Gazette 24 Apr 2007 p. 1759.]*

### **57. Product safety standard for safety pins with catch covers**

- (1) In this regulation —

***prescribed tests*** has the meaning given to that term by subregulation (2);

***safety pin with a catch cover*** means a safety pin the catch of which has a sliding cover that is designed to prevent the pin from being opened from the catch when the cover is closed over the catch.

- (2) The prescribed tests are —

- (a) the torque test in clause 5.24.5 of; and
- (b) the tension test in clause 5.24.6.1 of,

the Australian Standard AS/NZS ISO 8124.1:2002, *Safety of toys, Part 1: Safety aspects related to mechanical and physical properties (ISO 8124-1:2000)*, published by Standards Australia on 30 April 2002.

- (3) The product safety standard for safety pins with catch covers consists of the requirements of this regulation.
- (4) The catch cover on a safety pin with a catch cover must remain attached to the safety pin when the safety pin and its catch cover are subjected to the prescribed tests.
- (5) For the purposes of subjecting a safety pin with a catch cover to the prescribed tests, the tests must be read and applied as if —
  - (a) the safety pin and its catch cover were a toy with a projection; and
  - (b) the catch cover were the test component; and
  - (c) the words “Determine whether the toy continues to conform to the relevant requirements of clause 4.” were deleted.

*[Regulation 57 inserted in Gazette 24 Apr 2007 p. 1759-60.]*

## **Part 24 — Child restraint systems for use in motor vehicles**

*[Heading inserted in Gazette 27 Jun 2008 p. 3051.]*

### **58. Terms used**

In this Part —

***booster cushion*** means a device to raise a child's position in a motor vehicle and adapt an adult seat belt for use as a child restraint, and which does not have a back above the seating plane;

***booster seat*** means a device to raise a child's position in a motor vehicle and adapt an adult seat belt for use as a child restraint, and which has a back above the seating plane;

***child restraint*** means a restraining device for a child passenger in a motor vehicle that is intended to reduce the risk of bodily injury to the child in the event of a motor vehicle impact;

***restraint component*** means a device to restrain a child in a child restraint, to anchor a child restraint to a motor vehicle or to restrain a vehicle seat.

*[Regulation 58 inserted in Gazette 27 Jun 2008 p. 3051-2.]*

### **59. Product safety standard for child restraint systems for use in motor vehicles**

The product safety standard for child restraints, restraint components, booster seats and booster cushions consists of —

- (a) the standard set out in Schedule 16 Division 1 clause 1, as varied by Schedule 16 Division 2; or
- (b) the standard set out in Schedule 16 Division 1 clause 2, as varied by Schedule 16 Division 2; or
- (c) the standard set out in Schedule 16 Division 1 clause 3, as varied by Schedule 16 Division 2.

*[Regulation 59 inserted in Gazette 27 Jun 2008 p. 3052.]*

**60. Product to which this Part does not apply**

This Part does not apply to a device that is —

- (a) designed for children with a disability; or
- (b) an integrated feature of a motor vehicle.

*[Regulation 60 inserted in Gazette 27 Jun 2008 p. 3052.]*

## **Part 25 — Prams and strollers**

*[Heading inserted in Gazette 27 Jun 2008 p. 3054.]*

### **61. Terms used**

In this Part —

***pram*** means a wheeled vehicle with a body of box-like or boat-like shape designed to transport a baby or child weighing up to and including 9 kg primarily in a fully reclined position;

***stroller*** means a wheeled vehicle designed to transport a child in a seated position, and which may also be adjusted to a semi-reclined or a fully reclined position.

*[Regulation 61 inserted in Gazette 27 Jun 2008 p. 3054.]*

### **62. Product safety standard for prams and strollers**

The product safety standard for prams and strollers consists of the standard set out in Schedule 17 Division 1, as varied by Schedule 17 Division 2.

*[Regulation 62 inserted in Gazette 27 Jun 2008 p. 3054.]*

## **Part 26 — Hot water bottles**

*[Heading inserted in Gazette 22 Aug 2008 p. 3659.]*

### **Division 1 — Preliminary**

*[Heading inserted in Gazette 22 Aug 2008 p. 3659.]*

#### **63. Application of this Part**

This Part applies to hot water bottles that are manufactured in Western Australia, or imported into Western Australia, on or after the commencement of the *Fair Trading (Product Safety Standard) Amendment Regulations (No. 3) 2008* regulation 4<sup>1</sup>.

*[Regulation 63 inserted in Gazette 22 Aug 2008 p. 3659-60.]*

#### **64. Terms used**

In this Part —

**ferrule** means a metal or plastic ring designed to assist in achieving a water tight seal for a hot water bottle;

**filling aperture** means an opening in the neck block of a hot water bottle through which water may enter;

**hot water bottle** means a container —

- (a) made from PVC or rubber; and
  - (b) designed to be —
    - (i) completely or partly filled with hot water; and
    - (ii) sealed with a stopper; and
    - (iii) used for the purpose of warming parts of the body or a bed;
- and
- (c) that includes —
    - (i) a ferrule; and
    - (ii) a filling aperture; and
    - (iii) a neck block; and
    - (iv) a stopper;

***integral filling funnel*** means a funnel that is designed to assist the safe filling of a hot water bottle;

***neck block*** means the top of a hot water bottle when the hot water bottle is being filled;

***PVC*** means polyvinyl chloride;

***stopper*** means a device that is designed to be inserted into the neck block of a hot water bottle to trap water in the body of a hot water bottle.

*[Regulation 64 inserted in Gazette 22 Aug 2008 p. 3660.]*

## **Division 2 — Physical properties**

*[Heading inserted in Gazette 22 Aug 2008 p. 3660.]*

### **65. Rubber hot water bottles — capacity and thickness**

- (1) If a rubber hot water bottle has a capacity of less than 2 000 mL, the rubber material that is used to make the body of the bottle must have a minimum thickness of 1.4 mm.
- (2) If a rubber hot water bottle has a capacity of at least 2 000 mL, the rubber material that is used to make the body of the bottle must have a minimum thickness of 1.5 mm.

*[Regulation 65 inserted in Gazette 22 Aug 2008 p. 3660-1.]*

### **66. PVC hot water bottles — capacity and thickness**

- (1) If a PVC hot water bottle has a capacity of less than 800 mL, the PVC material that is used to make the body of the bottle must have a minimum thickness of 1.5 mm.
- (2) If a PVC hot water bottle has a capacity of at least 800 mL, but less than 2 000 mL the PVC material that is used to make the body of the bottle must have a minimum thickness of 1.7 mm.
- (3) If a PVC hot water bottle has a capacity of at least 2 000 mL, the PVC material that is used to make the body of the bottle must have a minimum thickness of 1.8 mm.

*[Regulation 66 inserted in Gazette 22 Aug 2008 p. 3661.]*

**67. Filling characteristics**

- (1) A filling aperture of a hot water bottle must not be less than 18 mm in diameter.
- (2) If the filling aperture is less than 20.3 mm in diameter the hot water bottle must be equipped with an integral filling funnel that —
  - (a) has a minimum capacity of 60 mL when a stopper is fitted; and
  - (b) extends beyond the height of the stopper.

*[Regulation 67 inserted in Gazette 22 Aug 2008 p. 3661.]*

**Division 3 — Stoppers**

*[Heading inserted in Gazette 22 Aug 2008 p. 3661.]*

**68. General**

A hot water bottle must be provided with a stopper that, when tested in accordance with tests 1 and 2 set out in Schedule 18 clauses 3 and 4, must not show —

- (a) visible leakage around the stopper; or
- (b) visible damage to the stopper.

*[Regulation 68 inserted in Gazette 22 Aug 2008 p. 3661.]*

**69. Test for separation of screw stopper**

- (1) A screw stopper, when tested in accordance with the procedure set out in Schedule 18 clause 7, must not leak or separate between the following —
  - (a) the stopper and the ferrule;
  - (b) the ferrule and the neck block;
  - (c) the neck block and the body of the hot water bottle.
- (2) There must be no other visible defects that could impair the integrity of the hot water bottle.

*[Regulation 69 inserted in Gazette 22 Aug 2008 p. 3661.]*



## **Division 4 — Performance**

*[Heading inserted in Gazette 22 Aug 2008 p. 3662.]*

### **70. Leakage**

A hot water bottle body must show no visible leakage when inflated with air to a minimum pressure of  $(14 \pm 0.5)$  kPa and immersed in water for a minimum time of 5 seconds.

*[Regulation 70 inserted in Gazette 22 Aug 2008 p. 3662.]*

### **71. Strength of seams**

The seams of a hot water bottle must withstand a minimum tensile force of 72 N when tested in accordance with the procedure set out in Schedule 18 clause 8.

*[Regulation 71 inserted in Gazette 22 Aug 2008 p. 3662.]*

### **72. Pressure test**

- (1) A hot water bottle must show no visible leakage when tested in accordance with the procedure set out in Schedule 18 clause 10.
- (2) There must be no other visible defects that could impair the integrity of a hot water bottle when it is tested in accordance with the procedure set out in Schedule 18 clause 10.

*[Regulation 72 inserted in Gazette 22 Aug 2008 p. 3662.]*

## **Division 5 — Informative labelling**

*[Heading inserted in Gazette 22 Aug 2008 p. 3662.]*

### **73. General**

- (1) A hot water bottle must be marked with the warning message, “Do not use boiling water”.
- (2) The warning message must be —
  - (a) a permanent mark on the hot water bottle; and
  - (b) prominently displayed on the hot water bottle.

- (3) In addition, a hot water bottle must be accompanied by the warning messages set out in —
  - (a) Schedule 18 clause 11(1); and
  - (b) Schedule 18 clause 11(2)(a) or (b).
- (4) If a hot water bottle is made of natural rubber the statement set out in Schedule 18 clause 11(3) must also accompany the hot water bottle.

*[Regulation 73 inserted in Gazette 22 Aug 2008 p. 3662.]*

## **Part 27 — Children's portable folding cots**

*[Heading inserted in Gazette 30 Dec 2008 p. 5635.]*

### **74. Term used: folding cot**

In this Part ***folding cot*** means —

- (a) an enclosure which can be used for sleeping and which can be folded when not in use; and
- (b) an enclosure designed to retain a child while playing which has a floor, but not such an enclosure which has no floor.

*[Regulation 74 inserted in Gazette 30 Dec 2008 p. 5635.]*

### **75. Product safety standard for children's portable folding cots**

On and after 1 March 2009 until the end of 31 March 2019, the product safety standard for children's portable folding cots consists of the standard set out in Schedule 19 Division 1 as varied by Schedule 19 Division 2.

*[Regulation 75 inserted in Gazette 30 Dec 2008 p. 5635.]*

## **Part 28 — Baby bath aids**

*[Heading inserted in Gazette 28 May 2010 p. 2359.]*

### **76.        Terms used**

In this Part —

***baby bath aid*** means a device designed to support a baby while the baby is being bathed;

***safety alert symbol*** means a symbol consisting of an exclamation mark inside an equilateral triangle with a base of at least 30 mm, as depicted in Schedule 2 to the notice under paragraph 31(1)(a) of the *Fair Trading Act 1987* (NSW) published in the New South Wales *Government Gazette* No. 63 on 26 March 2004, at page 1721.

*[Regulation 76 inserted in Gazette 28 May 2010 p. 2359-60.]*

### **77.        Product safety standard for baby bath aids**

The product safety standard for a baby bath aid consists of the standard set out in Schedule 20.

*[Regulation 77 inserted in Gazette 28 May 2010 p. 2360.]*

## Part 29 — Balloon-blowing kits

*[Heading inserted in Gazette 28 May 2010 p. 2360.]*

### 78. Term used: balloon-blowing kits

In this Part —

***balloon-blowing kits*** means goods that contain a substance capable of being used to make inflated balloons by the action of blowing the whole or a portion of the substance from a tube (not being a container) contained in the goods.

*[Regulation 78 inserted in Gazette 28 May 2010 p. 2360.]*

### 79. Product safety standard for balloon-blowing kits

- (1) The product safety standard for balloon-blowing kits consists of the standard set out in subregulation (2).
- (2) The consumer product safety standard referred to in subregulation (1) consists of the requirement that the substance contained in balloon-blowing kits that is capable of being used to make inflated balloons must not contain benzene.

*[Regulation 79 inserted in Gazette 28 May 2010 p. 2360.]*

## **Part 30 — Exercise cycles**

*[Heading inserted in Gazette 28 May 2010 p. 2361.]*

### **80.      Term used: exercise cycle**

In this Part —

***exercise cycle*** means a stationary device designed to be used for personal physical exercise by means of an activity simulating bicycle riding.

*[Regulation 80 inserted in Gazette 28 May 2010 p. 2361.]*

### **81.      Product safety standard for exercise cycles**

The product safety standard for exercise cycles consists of the standard set out in Schedule 21 Division 1, as varied by Schedule 21 Division 2.

*[Regulation 81 inserted in Gazette 28 May 2010 p. 2361.]*

## **Part 31 — Flotation toys and aquatic toys**

*[Heading inserted in Gazette 28 May 2010 p. 2361.]*

### **82. Toys covered by this safety standard**

- (1) Flotation toys and aquatic toys that are —
- (a) designed or clearly intended for use in play by children under 14 years of age; and
  - (b) intended to bear the mass of a child in water, whether inflatable or not,

whether or not worn or otherwise attached to the body, including but not limited to —

- (c) inflatable novelty shapes; and
- (d) inflatable toy boats, which by virtue of their size and design are intended for use in shallow water; and
- (e) unattached complete or partial rings,

are flotation toys and aquatic toys to which the standard in this Part applies.

- (2) The following flotation toys and aquatic toys are toys to which the standard in this Part does not apply —
- (a) beach balls;
  - (b) surfboards;
  - (c) body/boogie boards;
  - (d) inflatable air beds;
  - (e) inflatable boats, which by virtue of their size and design are intended for use in deep water;
  - (f) kickboards.

*[Regulation 82 inserted in Gazette 28 May 2010 p. 2361-2.]*

**83. Product safety standard for flotation toys and aquatic toys**

- (1) On or before 31 March 2010, the product safety standard for flotation toys and aquatic toys consists of the standard set out in —
  - (a) Schedule 22 Division 1, as varied by Schedule 22 Division 2; or
  - (b) Schedule 22 Division 3, as varied by Schedule 22 Division 4.
- (2) On and after 1 April 2010, the product safety standard for flotation toys and aquatic toys consists of the standard set out in Schedule 22 Division 3, as varied by Schedule 22 Division 4.

*[Regulation 83 inserted in Gazette 28 May 2010 p. 2362.]*



## Part 32 — Swimming aids and flotation aids

*[Heading inserted in Gazette 28 May 2010 p. 2362.]*

### 84. Buoyancy aids covered by this safety standard

- (1) Swimming aids and flotation aids designed for children under 14 years of age, worn on or attached to the body or in which the user sits for the purpose of either enabling them to gain confidence through water familiarisation, or to assist them in acquiring unaided buoyancy through swimming tuition, including, but not limited to —

- (a) arm bands;
- (b) attached rings;
- (c) swimming aid vests,

are swimming aids and flotation aids to which the standard in this Part applies.

- (2) The following swimming aids and flotation aids are buoyancy aids to which the standard in this Part does not apply —

- (a) inflatable novelty shapes;
- (b) unattached complete or partial rings;
- (c) kickboards;
- (d) articles designed for therapeutic use by disabled persons;
- (e) articles, including life jackets or other personal flotation devices, which are within the scope of AS 4758 *Personal flotation devices*, as at 8 April 2009.

*[Regulation 84 inserted in Gazette 28 May 2010 p. 2362-3.]*

### 85. Product safety standard for swimming aids and flotation aids

- (1) On or before 31 March 2010, the product safety standard for swimming aids and flotation aids consists of the standard set out in —
- (a) Schedule 23 Division 1, as varied by Schedule 23 Division 2; or

**r. 85**

---

- (b)    Schedule 23 Division 3, as varied by Schedule 23 Division 4.
- (2)    On and after 1 April 2010, the product safety standard for swimming aids and flotation aids consists of the standard set out in Schedule 23 Division 3, as varied by Schedule 23 Division 4.  
*[Regulation 85 inserted in Gazette 28 May 2010 p. 2363-4.]*

## **Part 33 — Protective helmets for motor cyclists**

*[Heading inserted in Gazette 28 May 2010 p. 2364.]*

### **86. Product safety standard for protective helmets for motor cyclists**

The product safety standard for protective helmets for motor cyclists consists of the Australian Standard 1698-1988, “*Protective Helmets for Vehicle Users*” published by the Standards Association of Australia on 9 May 1988, as varied by regulation 87.

*[Regulation 86 inserted in Gazette 28 May 2010 p. 2364.]*

### **87. Variation of safety standard**

The product safety standard for protective helmets for motor cyclists set out in regulation 86 is varied in the following manner —

- (a) in clause 4.4 delete “AS 1609” and insert:

AS 1609-1981

- (b) delete clause 8(g).

*[Regulation 87 inserted in Gazette 28 May 2010 p. 2364.]*

## **Part 34 — Portable ramps for vehicles**

*[Heading inserted in Gazette 28 May 2010 p. 2364.]*

### **88.        Application of Part**

This Part applies to portable ramps for vehicles with a nominated capacity up to and including 1.5 tonnes.

*[Regulation 88 inserted in Gazette 28 May 2010 p. 2364.]*

### **89.        Product safety standard for portable ramps for vehicles**

The product safety standard for portable ramps for vehicles consists of the Australian Standard 2640-1994, “*Portable Ramps for Vehicles*” approved by Standards Australia on 10 February 1994.

*[Regulation 89 inserted in Gazette 28 May 2010 p. 2364-5.]*

## Part 35 — Treadmills

*[Heading inserted in Gazette 2 Feb 2010 p. 224]*

### 90. Term used: treadmill

In this Part —

**treadmill** means an exercise device that consists of an endless conveyor belt that is either rotated manually or by a motor and on which a person can walk or jog in one place.

*[Regulation 90 inserted in Gazette 2 Feb 2010 p. 224.]*

### 91. Product safety standard for treadmills

- (1) The product safety standard for a treadmill consists of the requirements set out in subregulations (2), (3), (4) and (5).
- (2) A treadmill must display a permanent warning label that is conspicuous and visible to a user of the treadmill when the treadmill is being used.
- (3) The warning label must bear the following statement —

“**WARNING:** Keep young children away from this machine at all times. Contact with the moving surface may result in severe friction burns.”
- (4) For the statement mentioned in subregulation (3) —
  - (a) the word “WARNING” must appear in bold upper case letters and be not less than 5 mm in height; and
  - (b) the remaining words must be in lower case letters and be not less than 2.5 mm in height.
- (5) The warning label must be separate from any other warning or label on the treadmill.

*[Regulation 91 inserted in Gazette 2 Feb 2010 p. 225.]*

## **Part 36 — Lead and certain elements in children's toys**

*[Heading inserted in Gazette 2 Feb 2010 p. 225]*

### **92.        Term used: children's toys**

In this Part —

**children's toys** means goods supplied new that are designed or clearly intended for use in play by children, but does not include any of the following —

- (a)    sporting goods;
- (b)    camping goods;
- (c)    bicycles;
- (d)    playground equipment for public and domestic use;
- (e)    trampolines;
- (f)    electronic game units;
- (g)    models powered by combustion or steam engines;
- (h)    fashion jewellery for children.

*[Regulation 92 inserted in Gazette 2 Feb 2010 p. 225; amended in Gazette 25 Jun 2010 p. 2860.]*

### **93.        Product safety standard for lead and certain elements in children's toys**

- (1)    The product safety standard for lead and certain elements in children's toys, other than finger paints for children, consists of the standard set out in Schedule 24 Division 1, as varied by Schedule 24 Division 2.
- (2)    The product safety standard for lead and certain elements in finger paints for children consists of the standard set out in Schedule 24 Division 3.

*[Regulation 93 inserted in Gazette 2 Feb 2010 p. 226.]*

## **Part 37 — Children's toys containing magnets**

*[Heading inserted in Gazette 25 Jun 2010 p. 2860.]*

### **94. Product safety standard for children's toys containing magnets**

The product safety standard for toys to which this Part applies consists of the standard set out in Schedule 25 Division 1 as varied by Schedule 25 Division 2.

*[Regulation 94 inserted in Gazette 25 Jun 2010 p. 2860.]*

### **95. Application of this Part**

- (1) This Part applies to products supplied new that are designed or clearly intended for use in play by children under the age of 14 years.
- (2) This Part does not apply to —
  - (a) sporting goods;
  - (b) camping goods;
  - (c) bicycles;
  - (d) home and public playground equipment;
  - (e) trampolines;
  - (f) electronic game units;
  - (g) models powered by combustion or steam engines;
  - (h) fashion jewellery.

*[Regulation 95 inserted in Gazette 25 Jun 2010 p. 2860.]*

## **Schedule 1 — Test procedures for lighters**

[Pt. 2]

*[Heading inserted in Gazette 28 May 2010 p. 2365.]*

### **Division 1 — General test procedures**

*[Heading inserted in Gazette 28 May 2010 p. 2365.]*

1. The lighter must be maintained at a temperature of  $23 \pm 2^{\circ}\text{C}$  for at least 10 hours immediately preceding testing in accordance with Divisions 2, 3 and 4.
2. The area in which tests are carried out must be maintained at a temperature of  $23 \pm 2^{\circ}\text{C}$  during testing in accordance with Divisions 2, 4 and 5.
3. The lighter to be tested must be new, free of mechanical damage and must not (except where required by these regulations) have been previously tested.

*[Division 1 inserted in Gazette 28 May 2010 p. 2365.]*

### **Division 2 — Flame height test procedures**

*[Heading inserted in Gazette 28 May 2010 p. 2365.]*

4. The test must be carried out inside a draft free chamber constructed from suitable non-flammable material. The flame height must be measured to the nearest 10 mm.
5. Adjustable lighters must be tested with the lighter adjusted to produce the maximum flame height and then with the lighter adjusted to produce the minimum flame height.
6. The lighter must produce a flame for a continuous 5 second period and the flame height must be determined by measuring from the tip of the flame to the top of the flameguard or to the base of the flame (in the case of a lighter that does not have a flameguard) by means of a board positioned at least 25 mm behind the lighter which is marked with 10 mm increments.

*[Division 2 inserted in Gazette 28 May 2010 p. 2365-6.]*



**Division 3 — Inversion test procedures**

*[Heading inserted in Gazette 28 May 2010 p. 2366.]*

7. The lighter (adjustable lighters adjusted to produce a 50 mm flame) must be operated to produce a flame, for a continuous 10 second period in a draft free chamber, while being held at 45° below the horizontal.

*[Division 3 inserted in Gazette 28 May 2010 p. 2366.]*

**Division 4 — Drop test procedures**

*[Heading inserted in Gazette 28 May 2010 p. 2366.]*

8. The lighter must be allowed to fall 3 times onto a concrete surface from a point 1.5 m above it, from the following positions —
  - (a) firstly, an upright position;
  - (b) secondly, an inverted position;
  - (c) thirdly, a horizontal position.
9. The lighter must be inspected after every fall and any spontaneous ignition or damage must be recorded.

*[Division 4 inserted in Gazette 28 May 2010 p. 2366.]*

**Division 5 — Temperature test procedures**

*[Heading inserted in Gazette 28 May 2010 p. 2366.]*

10. An oven capable of withstanding the explosion of a lighter when being tested and of maintaining a temperature of  $54 \pm 2^{\circ}\text{C}$  must be used in the test.
11. The lighter must be placed in the oven for 4 hours during which time the oven temperature must be maintained at  $54 \pm 2^{\circ}\text{C}$ .
12. The lighter when removed from the oven must, when cool, be tested in accordance with Division 3.

*[Division 5 inserted in Gazette 28 May 2010 p. 2366.]*

**Division 6 — Pressure test procedure**

*[Heading inserted in Gazette 28 May 2010 p. 2366.]*

13. The test apparatus must consist of a device capable of producing gauge pressure of 2 (MPa).
14. The lighter must be emptied of fuel.
15. The fuel reservoir of the lighter must be subjected to an internal pressure equal to twice the vapour pressure at 54°C of the fuel normally used in the lighter. The pressure rise must not exceed a rate of 69 kPa per second.

*[Division 6 inserted in Gazette 28 May 2010 p. 2366-7.]*

## **Schedule 2 — Standards for pedal cycle helmets**

[r. 19]

### **Division 1 — AS/NZS 2063:1996**

**1. AS/NZS 2063:1996**

Australian/New Zealand Standard AS/NZS 2063:1996 “Pedal cycle helmets”, published by Standards Australia on 5 May 1996 as amended by Amendment No. 1 of 5 November 1996.

### **Division 2 — Variations to AS/NZS 2063:1996**

**2. Clause 1**

Delete the clause.

**3. After clause 5.6**

Insert —

“

**5.7 BMX Helmets** Helmets designed and constructed principally for use by cyclists engaged in BMX competition racing need not comply with provisions regarding ventilation openings or type testing.

”

**4. Clause 8.1(e)**

Delete the clause.

### **Division 3 — Snell Standards**

**5. Snell Standards**

“1995 Standard For Protective Headgear For Use In Bicycling”, including the “Child Helmet Addendum To Standards For Protective Headgear” published by the Snell Memorial Foundation of the United States of America and available on the Internet as the document <http://www.smf.org/standards/b95-2std.html>.

**6. Compliance with Snell Standards**

A person is not required to comply with a provision of the Standard that requires the person to obtain third party certification of a helmet.



**5. Carbon dioxide type portable fire extinguisher**

Australian/New Zealand Standard AS/NZS 1841.1:1997 “Portable fire extinguishers Part 1: General requirements” approved by the Standards Australia on 24 January 1997, and Australian/New Zealand Standard AS/NZS 1841.6:1997 “Portable fire extinguishers Part 6: Specific requirements for Carbon dioxide type extinguishers” approved by the Standards Australia on 24 January 1997.

**6. Vaporising-liquid type portable fire extinguisher**

Australian/New Zealand Standard AS/NZS 1841.1:1997 “Portable fire extinguishers Part 1: General requirements” approved by the Standards Australia on 24 January 1997, and Australian/New Zealand Standard AS/NZS 1841.7:1997 “Portable fire extinguishers Part 7: Specific requirements for vaporising-liquid type extinguishers” approved by the Standards Australia on 24 January 1997.

**7. Non-rechargeable type portable fire extinguisher**

Australian/New Zealand Standard AS/NZS 1841.1:1997 “Portable fire extinguishers Part 1: General requirements” approved by the Standards Australia on 24 January 1997, and Australian/New Zealand Standard AS/NZS 1841.8:1997 “Portable fire extinguishers Part 8: Specific requirements for non-rechargeable type extinguishers” approved by the Standards Australia on 24 January 1997.

**Division 2 — Variations to Standards in Division 1**

**Subdivision 1 — AS/NZS 1841.1:1997**

**8. Clause 1.2**

After “Parts 2, 3, 4, 5, 6, 7 and 8.”, insert —

“

This standard does not apply to aerosol type fire extinguishers.

”.

**9. Clause 1.3**

Delete the clause.

**10. Clause 2.2**

Delete “austenitic stainless steel, carbon steel or non-ferrous metal”,  
insert instead —

“ materials. ”.

**11. Clause 2.4**

- (1) Delete “austenitic stainless steel, carbon steel or non-ferrous metal”,  
insert instead —

“ materials. ”.

- (2) Delete the second and third paragraphs.

- (3) After “AS/NZS 1841.6.” insert —

“

Components of plastic materials that have been fitted to  
extinguishers of 1.5 kg capacity or less, approved under a  
previous Australian Standard (before 1 November 1991) and  
that have demonstrated satisfactory performance are  
excluded from the provisions of clause 6.13.

”.

**12. Clause 3.3.3**

Delete the clause.

**13. Table 3.1**

Delete the Table.

**14. Clause 3.5**

Delete all the text after “design ullage.”.

**15. Clause 3.8.3**

Delete paragraphs 2, 3 and 5.

**16. Clause 3.9**

Delete the clause, insert instead —

“

**3.9 CHARGE AND RECHARGE** Where necessary appropriate charging instructions shall be provided with all extinguishers.

”

**17. Clause 4.1.1**

- (1) Delete “made by welding, brazing or riveting and soldering”, insert instead —

“

capable of withstanding the designed pressure loading of the cylinder

”

- (2) In the third paragraph, delete “welded”.

**18. Clause 4.1.2**

Delete the clause, insert instead —

“

**4.1.2 Neck ring** Any neck ring shall be permanently secured to the cylinder or integral with the cylinder.

”

**19. Clause 4.1.3**

Delete “(see clause 3.3.3)”, insert instead —

“

of a sufficient size to allow inspection using a mirror and light.

”

**20. Clause 4.1.5**

- (1) Delete paragraph 2.



- (2) Delete “Any carry handle or hanging bracket fixed to the cylinder shall be welded or brazed to the cylinder”, insert instead —

“

Any carry handle or hanging bracket fixed to the cylinder shall be permanently attached to the cylinder.

”.

**21. Section 7**

Delete the section.

**22. Clause 8.2(ii)**

Delete “90%”, insert instead —

“ 90° ”.

**23. Clause 9.1**

Delete the clause, insert instead —

“

**9.1 GENERAL** The cylinder of each extinguisher shall be marked with identification and operating instructions (see Clause 9.3.3) which shall be clearly visible and legible when the extinguisher is mounted in the support fixture.

”.

**24. Clause 9.2**

Delete the clause, insert instead —

“

**9.2 PERMANENT MARKING** Each cylinder shall be permanently externally marked with the year of manufacture. The marking shall be clearly visible and legible.

”.

**25. Clause 9.3.1**

- (1) Delete “approved”.
- (2) After “durable labels”, insert —
- “ or other permanent means ”.

**26. Clause 9.3.3.1**

Delete all the text after “main label or band.”.

**27. Clause 9.3.3.7**

Delete the third paragraph.

**28. Clause 9.3.5(b)**

Delete the clause.

**29. Clause 9.3.6**

Delete the clause.

**30. Clause 10.1**

Delete the clause.

**31. Clause 10.2**

Delete the clause.

**32. Clause 10.3**

Delete the clause.

**Subdivision 2 — AS/NZS 1841.2:1997**

**33. Clause 2**

Delete the clause.

**34. Clause 3**

- (1) Delete “1841 Portable fire extinguishers”.
- (2) Delete “1841.1 Part 1: General requirements”.

**35. Clause 6**

Delete “In addition to the requirements of AS/NZS 1841.1,”.

**Subdivision 3 — AS/NZS 1841.3:1997**

**36. Clause 1**

Delete all the text after “the body of the extinguisher.”.

**37. Clause 2**

Delete the clause.

**38. Clause 3**

Delete the clause.

**39. Clause 5**

Delete “In addition to the requirements of AS/NZS 1841.1”.

**Subdivision 4 — AS/NZS 1841.4:1997**

**40. Clause 2**

Delete the clause.

**41. Clause 3**

Delete the clause.

**42. Clause 5**

Delete “In addition to the requirements of AS/NZS 1841.1,”.

**Subdivision 5 — AS/NZS 1841.5:1997**

**43. Clause 2**

Delete the clause.

**44. Clause 3**

Delete the clause.

**45. Clause 7**

Delete “In addition to the requirements of AS/NZS 1841.1,”.

**Subdivision 6 — AS/NZS 1841.6:1997**

**46. Clause 2**

Delete the clause.

**47. Clause 12**

Delete “In addition to the requirements of AS/NZS 1841.1,”.

**Subdivision 7 — AS/NZS 1841.7:1997**

**48. Clause 2**

Delete the clause.

**49. Clause 3**

Delete the clause.

**50. Clause 5**

Delete “In addition to the requirements of AS/NZS 1841.1,”.

**Subdivision 8 — AS/NZS 1841.8:1997**

**51. Clause 1**

Delete the second paragraph, insert instead —

“

This standard does not apply to aerosol type fire extinguishers.

”.

**52. Clause 2**

Delete the first paragraph.

**53. Clause 3**

Delete the following —

“

AS

1851

Maintenance and fire protection equipment

1851.1

Part 1: Portable fire extinguishers and fire blankets

NZS

4503

The distribution, installation and maintenance of hand operated fire fighting equipment for use in buildings

”.

**54. Clause 4**

Delete “In addition to the requirements of AS/NZS 1841.1,”.

**55. Clause 7**

Delete the clause.

**56. Clause 8**

Delete the clause.

**57. Clause 9**

Delete “In addition to the requirements of AS/NZS 1841.1, with the exception of clauses 9.3.5(d), 9.3.5(g), 9.3.5(h), and 9.5,”.

**Division 3 — Standards for aerosol type portable fire extinguishers**

**58. AS/NZS 4353:1995**

Australian/New Zealand Standard AS/NZS 4353:1995 “Portable fire extinguishers — Aerosol type” published by the Standards Australia on 5 December 1995.

**Division 4 — Variations to AS/NZS 4353:1995**

**59. Clause 1.1**

Delete the words “2 Production Certification Users for this Australian/New Zealand Standard are advised to consider the desirability of third party certification of product conformity with this Standard based on testing and continuing surveillance, which may be coupled with assessment of a supplier’s quality systems.”.

**60. Clause 1.3**

Delete the clause, insert instead —

“

**1.3 REFERENCED DOCUMENTS** The following documents are referred to in this Standard —

Australian Standard AS 2706 — 1984 “Numerical values — Rounding and interpretation of limiting values” as amended by amendment No. 1 of 1 September 1985;

Australian/New Zealand Standard AS/NZS 1850:1997 “Portable fire extinguishers —

Classification, rating and performance testing”; and Australian Standard AS 2278 — 1986, “Metal aerosol containers” as amended by amendment No. 1 of 1 June 1988.

”.

**61. Clause 1.4.13**

Delete the clause.

**62. Clause 1.5**

Delete the clause, insert instead —

“

**1.5 CLASSIFICATION AND RATING** Classification and rating of extinguishers shall be determined from the results of test fires set out in AS/NZS 1850.

”.

**63. After clause 1.5**

Insert —

“

**1.6 INTERPRETATION OF SPECIFIED LIMITING VALUES** For the purpose of assessing compliance with this standard, the specified limiting values shall be in accordance with the “rounding method” prescribed in AS 2706, i.e. the observed or calculated value shall be rounded to the same number of figures as in the specified limiting value and then compared with the specified limiting value. For example, for specified limiting values of 2.5, 2.50, and 2.500 the observed or calculated value would be rounded to the nearest 0.1, 0.01, or 0.001.

”.

**64. Clause 2.2**

Delete the clause.

**65. Clause 2.5**

Delete the clause.

**66. Clause 3.4**

Delete the clause.

**67. Clause 3.5.1**

Delete “Every extinguisher shall be provided with a support fitting for, at least, static mounting.”.

**68. Clause 5.2**

Delete the clause.

**69. Clause 6.1**

Delete the clause, insert instead —

“

**6.1 RATINGS** Aerosol fire extinguishers shall be capable of achieving the following ratings —

- (a) for an extinguisher that contains AB(E) powder, a minimum classification and rating of 1A, 5B and (E) in accordance with AS/NZS 1850;
- (b) for an extinguisher that contains B (E) powder, a minimum classification and rating of, 5B, 1F and (E) in accordance with AS/NZS 1850;
- (c) for liquid based extinguishers, a minimum classification and rating of 5B, 1F in accordance with AS/NZS 1850.

Extinguishers not having an (E) capability shall be marked with the electrical prohibition sign given in clause 9.4.2.

”.

**70. Clause 6.1.1**

Delete “or NZS 4507”.

**71. Clause 6.1.2**

Delete “or NZS 4507”.

**72. Clause 6.6**

Delete the clause.

**73. Clause 6.7**

Delete the clause.

**74. Clause 6.9**

Delete “Every extinguisher shall be provided with a support fitting for at least static mounting.”.

**75. Clause 6.11**

Delete the clause.

**76. Clause 7.2**

Delete the clause, insert instead —

“

**7.2 INTERMITTENT DISCHARGE** The extinguisher shall be subject to an interrupted discharge test as follows: The extinguisher shall be discharged for 3 seconds nominal, followed by a pause of 10 seconds nominal, and then discharged for a further 3 seconds nominal, followed by a further pause of 10 seconds nominal. The balance of the contents shall then be discharged. The extinguisher shall discharge a minimum of 85% by weight of its contents.

”.

**77. Clause 7.5**

Delete “The maximum leak rate permitted shall be in accordance with Clause 6.5 after 5 years, the pressure in the extinguisher shall be not less than the minimum discharge pressure.”.

**78. Clause 7.6**

Delete the clause.

**79. Clause 7.7**

Delete the clause.



**80. Clause 7.8**

Delete the clause, insert instead —

“

**7.8 POWDER COMPACTION TEST**

**7.8.1 General** A minimum of 5 extinguishers shall be correctly charged and each extinguisher in turn shall be held in the vertical position and dropped 500 times from a height of  $15 \pm 1$  mm at a rate of  $1 \pm 0.02$  Hz onto a rigid horizontal steel plate having dimensions greater than those of the extinguisher base.

**7.8.2 Bonding** All the specimen extinguishers shall be stored at ambient temperature for not less than 3 months without being disturbed. Prior to the extinguishers being discharged, they shall be stored at a temperature of 10-25°C for not less than 24 hours.

**7.8.3 Discharge after compaction** At the completion of the bonding period, the testing authority shall select 3 of the bonded extinguishers and weigh and record their mass. The discharge time shall be determined as 125% of the time for an uncompacted extinguisher. The test extinguishers shall be discharged for this time in the normal operating mode in their designed configuration. Care shall be taken not to disturb the compacted contents. The discharged extinguishers shall be reweighed and the results recorded before proceeding to completely empty the residual powder from the body, of each extinguisher. Any evidence of lumps or compacted powder shall be recorded. The extinguishers in their empty state shall be weighed again and the results recorded. Calculations shall be performed to ascertain the percentage of the contents discharged.

**7.8.4 Acceptance Criteria** At least 2 of the 3 extinguishers selected shall have discharged not less than 85% by weight of their contents.

”

**81. Clause 7.9**

Delete “The”, insert instead —

“ When an extinguisher is provided with a support fitting the ”.

**82. Clause 7.11**

Delete the clause.

**83. Clause 7.14(a)**

Delete the clause.

**84. Clause 7.14(b)**

Delete “and the procedures given in Appendix B”.

**85. Section 8**

Delete the section.

**86. Clause 9.1**

Delete the clause, insert instead —

“

**9.1 GENERAL** The container of each extinguisher shall be marked with identification and operating instructions in accordance with clause 9.4 which shall be clearly visible.

”.

**87. Clause 9.2**

Delete the clause, insert instead —

“

**9.2 MARKINGS** Every extinguisher shall be permanently and legibly marked with the following —

- (a) The words ‘STORED PRESSURE AEROSOL FIRE EXTINGUISHER’.
- (b) The type of charge, e.g. powder AB(E) or B(E).
- (c) The mass of the contents in grams or millilitres.

- (d) The words ‘DISCARD AFTER USE.  
DISCHARGE AND DISCARD BEFORE THE  
USE BY DATE’ followed by the expiry date.
- (e) The words ‘ONE USE ONLY-NOT  
REFILLABLE’.
- (f) Fire test rating, as specified in AS/NZS 1850 and  
this Standard.
- (g) The words ‘DO NOT PUNCTURE OR  
INCINERATE THIS CAN EVEN WHEN EMPTY.  
KEEP IN A COOL PLACE’.
- (h) The words ‘METAL OBJECTS CAN RUST OR  
CORRODE IN WET AND SALTY CONDITIONS.  
TO AVOID DETERIORATION OF THE  
EXTINGUISHER STORE IN A SUITABLE  
ENVIRONMENT’.
- (i) The words ‘STORE IN UPRIGHT POSITION —  
DO NOT INVERT.’

”.

**88. Clause 9.3**

Delete the clause, insert instead —

“

**9.3 SIZE OF LETTERING** The markings required by  
clauses 9.2(a), 9.2(b), 9.2(c), 9.2(d), 9.2(e), 9.2(f), 9.2(g),  
9.2(h), 9.2(i) and 9.4.2 shall be in letters not less than 3 mm  
high and of a colour contrasting with its background.

”.

**89. Clause 9.4.2.1**

Delete “approximating G21 Jade of AS 2700 or safety green 14 E53  
of NZS 5807”.

**90. Clause 9.4.2.2**

Delete “The red shall approximate R13 signal red of AS 2700 or  
04 E53 of NZS 5807.”.

**91. Clause 9.4.3**

In the first paragraph, delete “in not more than 4 stages.”.

**92. Clause 9.5**

(1) Delete “by”, insert instead —

“ be ”.

(2) Delete “or NZS 4507”.

**93. Clause 9.6**

Delete the clause.

**94. Clause 9.7**

Delete the clause.

**95. Section 10**

Delete the clause.

**96. Appendix A**

Delete the Appendix.

**97. Appendix B**

Delete the Appendix.

## **Schedule 4 — Standards for trolley jacks**

[r. 24]

*[Heading inserted in Gazette 28 May 2010 p. 2367.]*

### **Division 1 — AS/NZS 2615:2004**

*[Heading inserted in Gazette 28 May 2010 p. 2367.]*

#### **1. The Standard**

Australian/New Zealand Standard AS/NZS 2615:2004 *Hydraulic Trolley Jacks*, approved on behalf of the Council of Standards Australia on 7 April 2004.

*[Clause 1 inserted in Gazette 28 May 2010 p. 2367.]*

### **Division 2 — Variations to AS/NZS 2615:2004**

*[Heading inserted in Gazette 28 May 2010 p. 2367.]*

#### **2. Clause 1**

Delete clause 1 and insert:

##### **1 SCOPE**

This Standard specifies requirements for the design, construction, performance and labelling of hydraulic trolley jacks up to and including 2.5 tonnes, designed to lift vehicles. It does not include devices that raise an entire vehicle.

Requirements for vehicle jacks, i.e. jacks in which the load is directly transferred from the head cap to the base, are specified in AS/NZS 2693.

*[Clause 2 inserted in Gazette 28 May 2010 p. 2367.]*

#### **3. Clause 5.4**

Delete clause 5.4(a).

*[Clause 3 inserted in Gazette 28 May 2010 p. 2368.]*

**4. Clause 6.3**

Delete clause 6.3 and insert:

**6.3 Ease of operation**

When the hydraulic trolley jack is tested in accordance with Appendix A and the operating force exceeds 450 N, Appendix F shall be used to determine the maximum capacity of the hydraulic trolley jack using a maximum operating force of 450 N.

*[Clause 4 inserted in Gazette 28 May 2010 p. 2368.]*

**5. Clause 8**

Delete clause 8(d).

*[Clause 5 inserted in Gazette 28 May 2010 p. 2368.]*

## **Schedule 5 — Standards for vehicle jacks**

[r. 26]

*[Heading inserted in Gazette 31 Dec 2004 p. 7135.]*

### **Division 1 — Standards for vehicle jacks**

*[Heading inserted in Gazette 31 Dec 2004 p. 7135.]*

**1. AS/NZS 2693:1993**

Australian/New Zealand Standard AS/NZS 2693:1993 “Vehicle Jacks”, approved by Standards Australia on 17 May 1993, as amended by Amendment No. 1 of 11 April 1994.

*[Clause 1 inserted in Gazette 31 Dec 2004 p. 7135.]*

**2. AS/NZS 2693:2003**

Australian/New Zealand Standard AS/NZS 2693:2003 “Vehicle Jacks”, approved by Standards Australia on 28 February 2003.

*[Clause 2 inserted in Gazette 31 Dec 2004 p. 7135; amended in Gazette 25 Jun 2010 p. 2860.]*

**3A. AS/NZS 2693:2007**

Australian/New Zealand Standard AS/NZS 2693:2007 “Vehicle Jacks”, approved by Standards Australia on 15 November 2006.

*[Clause 3A inserted in Gazette 25 Jun 2010 p. 2861.]*

### **Division 2 — Variations to Standards**

*[Heading inserted in Gazette 31 Dec 2004 p. 7135.]*

#### **Subdivision 1 — Variations to AS/NZS 2693:1993**

*[Heading inserted in Gazette 31 Dec 2004 p. 7135.]*

**3B. Clause 1**

Delete clause 1 and insert:

#### **1 SCOPE**

This Standard specifies requirements for the design, construction, performance and labelling of jacks with a nominated capacity of up to

and including 8 tonnes, which are designed to raise vehicles. It does not include devices that raise an entire vehicle.

Note for this clause:

A summary of requirements according to vehicle jack type is given in Appendix A.

*[Clause 3B inserted in Gazette 25 Jun 2010 p. 2861.]*

**3. Clause 5.9**

Delete the clause.

*[Clause 3 inserted in Gazette 31 Dec 2004 p. 7135.]*

**Subdivision 2 — Variations to AS/NZS 2693:2003**

*[Heading inserted in Gazette 31 Dec 2004 p. 7135.]*

**4A. Clause 1**

Delete clause 1 and insert:

**1 SCOPE**

This Standard specifies requirements for the design, construction, performance and labelling of jacks with a nominated capacity of up to and including 8 tonnes, which are designed to raise vehicles. It does not include devices that raise an entire vehicle.

Note for this clause:

A summary of requirements according to vehicle jack type is given in Appendix A.

*[Clause 4A inserted in Gazette 25 Jun 2010 p. 2861.]*

**4. Clause 5.8**

Delete the clause.

*[Clause 4 inserted in Gazette 31 Dec 2004 p. 7135.]*

**5. Clause 6.3**

Delete the clause.

*[Clause 5 inserted in Gazette 31 Dec 2004 p. 7135.]*



**6. Clause 6.7(c)**

Delete the words “using an operating force not exceeding that specified in Clause 6.3”.

*[Clause 6 inserted in Gazette 31 Dec 2004 p. 7135.]*

**7. Appendix F clause F3(h)**

Delete the sentence “Do not exceed the operating force specified in clause 6.3.”.

*[Clause 7 inserted in Gazette 31 Dec 2004 p. 7135.]*

**8. Appendix F clause F4(c)**

Delete the words “without exceeding the operating force specified in clause 6.3”.

*[Clause 8 inserted in Gazette 31 Dec 2004 p. 7135.]*

**Subdivision 3 — Variations to AS/NZS 2693:2007**

*[Heading inserted in Gazette 25 Jun 2010 p. 2862.]*

**9. Clause 1**

Delete clause 1 and insert:

**1 SCOPE**

This Standard specifies requirements for the design, construction, performance and labelling of jacks with a nominated capacity of up to and including 8 tonnes, which are designed to raise vehicles. It does not include devices that raise an entire vehicle.

Note for this clause:

A summary of requirements according to vehicle jack type is given in Appendix A.

*[Clause 9 inserted in Gazette 25 Jun 2010 p. 2862.]*

**10. Clause 6.3**

Delete clause 6.3.

*[Clause 10 inserted in Gazette 25 Jun 2010 p. 2862.]*

**11. Clause 6.7(c)**

In clause 6.7(c) delete the words “using an operating force not exceeding that specified in Clause 6.3”.

*[Clause 11 inserted in Gazette 25 Jun 2010 p. 2862.]*

**12. Clause 7.1.2(f)**

Delete clause 7.1.2(f) and insert:


- (f) Warning advice against getting under a vehicle that is supported by a jack, which may be a pictogram form of the warning advice where the pictogram shows either a —

(i) cross; or

(ii) circle with a slash,

through a side view of a person, who is lying on the ground and partially or wholly underneath a side view of a vehicle, which is supported by a jack. Examples of such pictograms are provided below:

Example 1



Example 2



*[Clause 12 inserted in Gazette 25 Jun 2010 p. 2862.]*

**13. Clause 8.3(a)**

In clause 8.3(a) delete the words “general and specific purpose jacks” and insert:

general purpose and specific vehicle jacks

*[Clause 13 inserted in Gazette 25 Jun 2010 p. 2863.]*

**14. Appendix F**

- (1) In Appendix F clause F3(h) delete “Do not exceed the operating force specified in Clause 6.3.”.
- (2) In Appendix F clause F4(c) delete “without exceeding the operating force specified in Clause 6.3”.

*[Clause 14 inserted in Gazette 25 Jun 2010 p. 2863.]*

## **Schedule 6 — Standards for vehicle support stands**

[r. 28]

*[Heading inserted in Gazette 28 May 2010 p. 2368.]*

### **Division 1 — AS/NZS 2538:2004**

*[Heading inserted in Gazette 28 May 2010 p. 2368.]*

#### **1. The Standard**

Australian/New Zealand Standard AS/NZS 2538:2004 *Vehicle Support Stands*, approved on behalf of the Council of Standards Australia on 7 April 2004.

*[Clause 1 inserted in Gazette 28 May 2010 p. 2368.]*

### **Division 2 — Variations to AS/NZS 2538:2004**

*[Heading inserted in Gazette 28 May 2010 p. 2369.]*

#### **2. Clause 1**

In clause 1 after “stands” insert:

up to and including 1.5 tonnes

*[Clause 2 inserted in Gazette 28 May 2010 p. 2369.]*

## **Schedule 7 — Standard for bunk beds**

[r. 29]

*[Heading inserted in Gazette 23 Apr 2002 p. 2122.]*

### **Division 1 — AS/NZS 4220:1994**

*[Heading inserted in Gazette 23 Apr 2002 p. 2122.]*

#### **1. AS/NZS 4220:1994**

Australian/New Zealand Standard AS/NZS 4220:1994 “Bunk beds”, published by Standards Australia on 29 August 1994.

*[Clause 1 inserted in Gazette 23 Apr 2002 p. 2122; amended in Gazette 30 Dec 2008 p. 5635.]*

### **Division 2 — Variations to AS/NZS 4220:1994**

*[Heading inserted in Gazette 30 Dec 2008 p. 5636.]*

#### **2. Clauses 1 and 2**

Delete clauses 1 and 2.

*[Clause 2 inserted in Gazette 30 Dec 2008 p. 5636.]*

#### **3. Clause 3.1**

Delete clause 3.1 and insert instead —

“

##### **3.1 Bunk bed —**

- (a) a set of components that are assembled or are ready for assembly into single beds or double/single combination beds which will be stacked one over the other; or
- (b) any single bed, other than a hospital bed, where the upper surface of the mattress base is at least 800 mm above the floor surface.

”.

*[Clause 3 inserted in Gazette 30 Dec 2008 p. 5636.]*

**4. Clauses 4, 5, 6.1, 6.2, 6.5, 6.6, 6.7 and 6.9**

Delete clauses 4, 5, 6.1, 6.2, 6.5, 6.6, 6.7 and 6.9.

*[Clause 4 inserted in Gazette 30 Dec 2008 p. 5636.]*

**5. Clause 7.1**

- (1) In clause 7.1(b) delete “75 mm” and insert instead —  
“ 95 mm ”.

- (2) Delete clause 7.1(c).

*[Clause 5 inserted in Gazette 30 Dec 2008 p. 5636.]*

**6. Clauses 7.2, 7.3, 7.4, 7.5, 7.6, 7.7, 7.8, 7.9, 7.10 and 8**

Delete clauses 7.2, 7.3, 7.4, 7.5, 7.6, 7.7, 7.8, 7.9, 7.10 and 8.

*[Clause 6 inserted in Gazette 30 Dec 2008 p. 5636.]*

**7. Clause 9**

- (1) Delete clause 9(b)(i).

- (2) Insert at the beginning of clause 9(c) —

“

For the upper bed, where the height of the guard rail  
is less than 360 mm above the mattress base:

”.

- (3) Delete clause 9(d).

*[Clause 7 inserted in Gazette 30 Dec 2008 p. 5636.]*

**8. Appendix A**

- (1) In Appendix A clause A3(a)(iv) delete “75 ± 0.5 mm” and insert  
instead —

“ 95 ± 0.5 mm ”.

- (2) Delete Appendix A clause A3(b).

- (3) In Appendix A clause A5(a) delete “Place a mattress on each of the  
mattress bases of the bunk bed.”.

- [Clause 8 inserted in Gazette 30 Dec 2008 p. 5636-7.]*

*[Clause 9 inserted in Gazette 30 Dec 2008 p. 5637.]*

## **Schedule 8 — Standard for baby walkers**

[r. 31]

Sections 6.1, 6.4 and 9.3 of F977-00 published in July 2000 by the American Society for Testing and Materials International and available on its website at [www.astm.org](http://www.astm.org).

*[Schedule 8 inserted in Gazette 1 Nov 2002 p. 5362.]*



## **Schedule 9 — Standard for children's nightwear**

[r. 33]

*[Heading inserted in Gazette 28 May 2010 p. 2369.]*

### **Division 1 — AS/NZS 1249:2003**

*[Heading inserted in Gazette 28 May 2010 p. 2369.]*

#### **1. AS/NZS 1249:2003**

Australian/New Zealand AS/NZS 1249:2003 “*Children's nightwear and limited daywear having reduced fire hazard*” published by Standards Australia on 29 December 2003.

*[Clause 1 inserted in Gazette 28 May 2010 p. 2369.]*

### **Division 2 — Variations to AS/NZS 1249:2003**

*[Heading inserted in Gazette 28 May 2010 p. 2369.]*

#### **2. Clause 0.1**

Delete “It also covers requirements for the labelling of paper patterns for these garments.”.

*[Clause 2 inserted in Gazette 28 May 2010 p. 2369.]*

#### **3. Clause 1.2**

Delete clause 1.2(a) and the note and insert:

- (a) *Flame spread time* When tested in accordance with ISO 6941 the flame spread time must be 12 s or greater in the lengthwise direction and the widthwise direction, and no one determination of the time to burn a test specimen must be less than 10 s in either the lengthwise direction or the widthwise direction. These requirements must be met before and after washing in accordance with Appendix D.

Where there is insufficient length of sample to cut test specimens in one piece, not more than two pieces per specimen, cut in the same direction, may be butt jointed but not overlapped. The butt join must be secured with five light

weight staples spaced evenly across the test specimen. The join must not be below the centre of the specimen when attached to the vertical test frame specified in ISO 6941.

If, after a repeat test, as required by the relevant clause of ISO 6941, three or more specimens fail to burn to the third marker thread in the lengthwise direction, and three or more specimens fail to burn to the third marker thread in the widthwise direction, the material is deemed to have passed the flame spread time test.

NOTE: If in any one set of three specimens, one result exceeds the lowest result by 50% for no apparent reason, or, if one or two specimens fail to reach one of the marker threads, another specimen is required to be tested for that direction or face.

*[Clause 3 inserted in Gazette 28 May 2010 p. 2369-70.]*

**4. Clause 1.3**

In clause 1.3 delete "Other trims shall meet the following requirements:" and insert:

The outer fabric of a composite or appliquéd area shall be considered the fabric face and shall be tested so that the flame impinges on that surface. Other trims shall meet the following requirements:

*[Clause 4 inserted in Gazette 28 May 2010 p. 2370.]*

**5. Clause 5.4**

In clause 5.4(b)(iii) delete "Grey Scale 4." and insert:

Grey Scale 3.

*[Clause 5 inserted in Gazette 28 May 2010 p. 2371.]*

**6. Clause 5.5**

In clause 5.5(g) delete “not less than 4.” and insert:

not less than 3.

*[Clause 6 inserted in Gazette 28 May 2010 p. 2371.]*

**7. Clause 5.6**

Delete clause 5.6.

*[Clause 7 inserted in Gazette 28 May 2010 p. 2371.]*

## **Schedule 10 — Standard for paper patterns for children's nightwear**

[r. 34]

*[Heading inserted in Gazette 28 May 2010 p. 2371.]*

### **Division 1 — AS/NZS 1249:2003**

*[Heading inserted in Gazette 28 May 2010 p. 2371.]*

#### **1. AS/NZS 1249:2003**

Australian/New Zealand AS/NZS 1249:2003 “*Children's nightwear and limited daywear having reduced fire hazard*” published by Standards Australia on 29 December 2003.

*[Clause 1 inserted in Gazette 28 May 2010 p. 2371.]*

### **Division 2 — Variations to AS/NZS 1249:2003**

*[Heading inserted in Gazette 28 May 2010 p. 2372.]*

#### **2. Clause 0.5**

- (1) Delete clause 0.5.3 including the notes.
- (2) Delete clause 0.5.10 including the notes.

*[Clause 2 inserted in Gazette 28 May 2010 p. 2372.]*

#### **3. Clause 5.6**

In clause 5.6 delete “shall bear a warning paragraph” and insert:

shall bear a clearly legible warning paragraph

*[Clause 3 inserted in Gazette 28 May 2010 p. 2372.]*

## **Schedule 11 — Standard for pedal bicycles**

[r. 37]

*[Heading inserted in Gazette 6 May 2003 p. 1560.]*

### **Division 1 — AS/NZS 1927:1998**

*[Heading inserted in Gazette 6 May 2003 p. 1560.]*

#### **1. AS/NZS 1927:1998**

Joint Australian and New Zealand Standard AS/NZS 1927:1998  
“Pedal bicycles-Safety requirements” published by Standards  
Australia and Standards New Zealand on 5 September 1998.

*[Clause 1 inserted in Gazette 6 May 2003 p. 1560.]*

### **Division 2 — Variations to AS/NZS 1927:1998**

*[Heading inserted in Gazette 6 May 2003 p. 1560.]*

#### **2. Clauses 1.1 and 1.2**

Delete clauses 1.1 and 1.2.

*[Clause 2 inserted in Gazette 28 May 2010 p. 2372.]*

#### **3. Clause 1.3**

Delete “New Zealand Traffic Regulations 1976”.

*[Clause 3 inserted in Gazette 6 May 2003 p. 1560.]*

#### **4. Clause 1.5**

In clause 1.5(a) delete “or New Zealand”.

*[Clause 4 inserted in Gazette 6 May 2003 p. 1560.]*

#### **5. Clause 2.15**

Delete clause 2.15.1.

*[Clause 5 inserted in Gazette 6 May 2003 p. 1560.]*

**Fair Trading (Product Safety Standard) Regulations 2001**

**Schedule 11** Standard for pedal bicycles

**Division 2** Variations to AS/NZS 1927:1998

**cl. 6**

---

**6. Clause 2.16**

Delete “Note: There is no regulatory requirement in New Zealand for a warning device to be fitted to a bicycle.”.

*[Clause 6 inserted in Gazette 6 May 2003 p. 1560.]*

**7. Clause 2.17**

Delete clause 2.17.1.

*[Clause 7 inserted in Gazette 6 May 2003 p. 1560.]*

## **Schedule 12 — Standards for sunglasses and fashion spectacles**

[r. 38]

*[Heading inserted in Gazette 1 Oct 2004 p. 4276.]*

### **Division 1 — Standards for sunglasses and fashion spectacles**

*[Heading inserted in Gazette 1 Oct 2004 p. 4276.]*

*[1. Deleted in Gazette 28 May 2010 p. 2372.]*

**2. AS/NZS 1067:2003**

Australian/New Zealand Standard AS/NZS 1067:2003 “Sunglasses and Fashion Spectacles” approved by Standards Australia on 31 March 2003.

*[Clause 2 inserted in Gazette 1 Oct 2004 p. 4276.]*

### **Division 2 — Variations to Standards**

*[Heading inserted in Gazette 1 Oct 2004 p. 4276.]*

*[Subdivision 1 (cl. 3-7) deleted in Gazette 28 May 2010 p. 2372.]*

#### **Subdivision 2 — Variations to AS/NZS 1067:2003**

*[Heading inserted in Gazette 1 Oct 2004 p. 4277.]*

**8. Clauses 1.1 and 1.2**

Delete the clauses.

*[Clause 8 inserted in Gazette 1 Oct 2004 p. 4277.]*

**9. Clause 2.6**

Clause 2.6 insert a new paragraph:

Only lenses with labels, decorations or markings (other than those intended to be removed before use) within the area of the 2 ellipses defined in clause 3.2.1 shall meet the

requirements of clause 2.6 when tested in accordance with Appendix G (see also clause 3.2.2).

*[Clause 9 inserted in Gazette 28 May 2010 p. 2372-3.]*

**10. Clauses 2.7 and 2.8**

Delete the clauses.

*[Clause 10 inserted in Gazette 1 Oct 2004 p. 4278.]*

**11. Clause 3.2.2**

After the clause, insert —

“

Note for this clause:

Lenses with holograms or other transparent images applied to the outer (non-eye) side of the lens would generally pass the requirements of Clause 3.2.2 provided that the other requirements of the standard are met, in particular Clause 2.2.2 (Transmittance matching for pairs of sunglass lenses of all types), Clause 2.2.3 (Uniformity of colour for pairs of sunglass lenses of all types), and Clause 2.6 (Scattered light).

”

*[Clause 11 inserted in Gazette 1 Oct 2004 p. 4278.]*

**12. Clauses 3.3 and 3.6**

Delete the clauses.

*[Clause 12 inserted in Gazette 1 Oct 2004 p. 4278.]*

**13. Clause 4.1.1**

Delete clause 4.1.1(c).

*[Clause 13 inserted in Gazette 1 Oct 2004 p. 4278.]*

**14. Clause 4.2.1**

After “sunglass frame,” insert —

“ or ”.

*[Clause 14 inserted in Gazette 1 Oct 2004 p. 4278.]*



**15.      Clause 4.2.2**

Delete the clause.

*[Clause 15 inserted in Gazette 1 Oct 2004 p. 4278.]*

**Schedule 13 — Standards for toys for young children up to and including 3 years of age**

[r. 39]

*[Heading inserted in Gazette 1 Oct 2004 p. 4278.]*

**Division 1 — Standards for toys for young children**

*[Heading inserted in Gazette 1 Oct 2004 p. 4278.]*

*[1. Deleted in Gazette 28 May 2010 p. 2373.]*

**2. AS/NZS ISO 8124.1:2002**

Australian/New Zealand Standard AS/NZS ISO 8124.1:2002 “Safety of toys, Part 1: Safety aspects related to mechanical and physical properties (ISO 8124-1:2000, MOD)” approved by Standards Australia on 30 April 2002.

*[Clause 2 inserted in Gazette 1 Oct 2004 p. 4278.]*

**Division 2 — Variations to Standards**

*[Heading inserted in Gazette 1 Oct 2004 p. 4279.]*

*[Subdivision 1 (cl. 3-16) deleted in Gazette 28 May 2010 p. 2373.]*

**Subdivision 2 — Variations to AS/NZS ISO 8124.1:2002**

*[Heading inserted in Gazette 1 Oct 2004 p. 4280.]*

**17. Clauses 1 and 2**

Delete the clauses.

*[Clause 17 inserted in Gazette 1 Oct 2004 p. 4280.]*

**18. Clause 3.21**

Delete “or damage to property or the environment”.

*[Clause 18 inserted in Gazette 1 Oct 2004 p. 4280.]*

**19. Clauses 3.52 and 4.3**

Delete the clauses.

*[Clause 19 inserted in Gazette 1 Oct 2004 p. 4280.]*

**20. Clause 4.4.1**

- (1) Delete “intended” from the first sentence.

[(2) *deleted*]

*[Clause 20 inserted in Gazette 1 Oct 2004 p. 4280; amended in Gazette 1 Jul 2005 p. 2998.]*

**21. Clause 4.4.2**

Delete the clause.

*[Clause 21 inserted in Gazette 1 Oct 2004 p. 4280.]*

**22. Clause 4.5.1**

Delete “intended” from the first dot point.

*[Clause 22 inserted in Gazette 1 Oct 2004 p. 4280.]*

**23. Clause 4.5.2**

- (1) Delete “intended” from paragraph (a).

- (2) Delete paragraph (b).

*[Clause 23 inserted in Gazette 1 Oct 2004 p. 4281.]*

**24. Clauses 4.5.3 and 4.5.4**

Delete “intended” from the first sentence.

*[Clause 24 inserted in Gazette 1 Oct 2004 p. 4281.]*

**25. Clause 4.5.5**

- (1) Delete “intended” from the first sentence.

- (2) Delete the note.

*[Clause 25 inserted in Gazette 1 Oct 2004 p. 4281.]*

**26. Clauses 4.5.6 to 4.24, 4.25(d), 4.26 and 4.27**

Delete the clauses.

*[Clause 26 inserted in Gazette 1 Oct 2004 p. 4281.]*

**Fair Trading (Product Safety Standard) Regulations 2001**

**Schedule 13** Standards for toys for young children up to and including 3 years of age

**Division 2** Variations to Standards

**cl. 27**

---

**27. Clause 5.1**

- (1) In the fifth sentence, which commences “Certain test methods ...” —
  - (a) in the first dot point, insert after “months” —  
“ and ”;
  - (b) in the second dot point, delete “and” and insert a full stop instead;
  - (c) delete the third dot point.
- (2) In the seventh sentence, which commences “If a toy or its packaging ...” —
  - (a) delete “intended or”;
  - (b) delete “96 months” and insert instead —  
“ 36 months ”.
- (3) Delete the twelfth sentence, which commences “Toys reasonably intended ...”.

*[Clause 27 inserted in Gazette 1 Oct 2004 p. 4281.]*

**28. Clause 5.2**

- (1) In the heading to the clause, delete “4.3.2,” and “, 4.18.2”.
- (2) In the first sentence, which commences “Place the toy ...”, delete “any orientation” and insert instead —  
“ all possible orientations ”.

*[Clause 28 inserted in Gazette 1 Oct 2004 p. 4281.]*

**29. Clauses 5.7 to 5.19, 5.21 and 5.22**

Delete the clauses.

*[Clause 29 inserted in Gazette 1 Oct 2004 p. 4281.]*

**30. Clause 5.23**

- (1) In the third sentence, which commences “Any commercially available ...”, delete “intended”.
- (2) Delete Note 1.

*[Clause 30 inserted in Gazette 1 Oct 2004 p. 4281.]*

**31. Clause 5.24.1**

Delete the second sentence, which commences “Unless ...”.

*[Clause 31 inserted in Gazette 1 Oct 2004 p. 4282.]*

**32. Clause 5.24.2**

In Table 4 row 2, delete “96”, insert instead —

“ 36 ”.

*[Clause 32 inserted in Gazette 1 Oct 2004 p. 4282.]*

**33. Clause 5.24.4**

Delete the clause.

*[Clause 33 inserted in Gazette 1 Oct 2004 p. 4282.]*

**34. Clause 5.24.6.2**

In the first sentence, which commences “For soft-filled ...”, delete “beanbags”, insert instead —

“

beanbag-type toys (i.e. a toy that contains plastic pellets,  
beads, polystyrene balls or similar materials)

”.

*[Clause 34 inserted in Gazette 1 Oct 2004 p. 4282.]*

**35. Clause 5.24.6.4**

Delete the clause.

*[Clause 35 inserted in Gazette 1 Oct 2004 p. 4282.]*

**36. Clause 5.24.7**

- (1) In the second sentence, which commences “Determine the compression force ...”, delete “according to the age group for which the toy is intended”.
- (2) Table 5 row 2, delete the row.

**Fair Trading (Product Safety Standard) Regulations 2001**

**Schedule 13** Standards for toys for young children up to and including 3 years of age

**Division 2** Variations to Standards

**cl. 37**

---

- (3) In the eighth sentence, which commences “Apply the ...”, delete “required force”, insert instead —

“ force in Table 5 ”.

*[Clause 36 inserted in Gazette 1 Oct 2004 p. 4282.]*

**37. Clause 5.24.8**

Delete the clause.

*[Clause 37 inserted in Gazette 1 Oct 2004 p. 4282.]*

**38. Clauses A.1, A.2.1 and A.2.2**

Delete the clauses.

*[Clause 38 inserted in Gazette 1 Oct 2004 p. 4282.]*

**39. Clause A.2.3**

Delete the second sentence, which commences “The batteries ...”.

*[Clause 39 inserted in Gazette 1 Oct 2004 p. 4282.]*

**40. Clauses A.2.4 to A.2.10**

Delete the clauses.

*[Clause 40 inserted in Gazette 1 Oct 2004 p. 4282.]*

**41. Clause B.1**

In the fourth sentence, which commences “Further information ...”, delete “[12]”, insert instead —

“

the publication issued by the United States Consumer  
Product Safety Commission (CPSC) *Age Determination  
Guidelines*

”.

*[Clause 41 inserted in Gazette 1 Oct 2004 p. 4283.]*

**42. Clause B.4.1**

Delete the third sentence, which commences “Age grades...”.

*[Clause 42 inserted in Gazette 28 May 2010 p. 2373.]*

**43. Clause B.4.4**

Delete the clause.

*[Clause 43 inserted in Gazette 1 Oct 2004 p. 4283.]*

**44. Annexes C, D and F**

Delete the Annexes.

*[Clause 44 inserted in Gazette 1 Oct 2004 p. 4283.]*

**45. Appendix ZZ**

Delete the Appendix.

*[Clause 45 inserted in Gazette 1 Oct 2004 p. 4283.]*

**Schedule 14 — Warning symbol for basketball rings and backboards**

[r. 45(1)(b)]

*[Heading inserted in Gazette 20 Oct 2006 p. 4466.]*



*[Schedule 14 inserted in Gazette 20 Oct 2006 p. 4466.]*



## Schedule 15 — Warning labels for external corded blinds

[r. 52]

*[Heading inserted in Gazette 20 Oct 2006 p. 4466.]*

**1. Bottom rail warning label**


 <b>WARNING</b>
Blind cords may create a strangulation hazard for young children. <b>KEEP BLIND CORDS OUT OF REACH OF YOUNG CHILDREN</b>

**2. Blind warning label**

 <b>WARNING</b>
Blind cords may create a strangulation hazard for young children.

<b>KEEP BLIND CORDS OUT OF REACH OF YOUNG CHILDREN</b>

**3. Tension device warning label**

 <b>WARNING</b>
<i>[Explanation of how the device is designed to operate and how it should be used to minimise the risk to young children of strangulation. See examples below.]</i>
<b>KEEP BLIND CORDS OUT OF REACH OF YOUNG CHILDREN</b>

**Examples of explanations for tension device warning label to be modified or adapted as required, depending on the type of device used.**

**1. Cleat style pull cord tension device**

This cleat is to secure the pull cord and keep it out of reach of young children.  Fix the cleat securely to a wall or other surface out of reach of young children. Pull the cord taut and wind it tightly around the cleat to hold it in place and keep it out
--

**cl. 3**

---

of reach of young children.  
The cleat should be positioned so that the pull cord will be out of reach of young children.

**2. Plate and straps style bottom rail tension device**

These straps and anchor plates are to secure the bottom rail in place when the blind is lowered.  
Fix the anchor plates securely to a wall or other surface.  
When the blind is lowered use the straps to hold the bottom rail in place and under tension.  
Securing the bottom rail reduces the risk of young children becoming entangled in the cords looped around the rail.

*[Schedule 15 inserted in Gazette 20 Oct 2006 p. 4466-7.]*

## **Schedule 16 — Standard for child restraint systems for use in motor vehicles**

[r. 59]

*[Heading inserted in Gazette 27 Jun 2008 p. 3052.]*

### **Division 1 — Standards**

*[Heading inserted in Gazette 27 Jun 2008 p. 3052.]*

**1. AS/NZS 1754:2004**

Australian/New Zealand Standard AS/NZS 1754:2004 “Child restraint systems for use in motor vehicles” published by Standards Australia on 8 November 2004 as amended by Amendment No. 1 of 29 December 2004.

*[Clause 1 inserted in Gazette 27 Jun 2008 p. 3052.]*

**2. AS/NZS 1754:2000**

Australian/New Zealand Standard AS/NZS 1754:2000 “Child restraint systems for use in motor vehicles” published by Standards Australia on 1 February 2000 as amended by Amendment No. 1 of 27 April 2001.

*[Clause 2 inserted in Gazette 27 Jun 2008 p. 3053.]*

**3. AS/NZS 1754:1995**

Australian/New Zealand Standard AS/NZS 1754:1995 “Child restraint systems for use in motor vehicles” published by Standards Australia on 5 December 1995 as amended Amendment No. 1 of 2 May 1997, Amendment No. 2 of 9 May 1997 and Amendment No. 3 of 2 May 1998.

*[Clause 3 inserted in Gazette 27 Jun 2008 p. 3053.]*

**Division 2 — Variations to Standards**

*[Heading inserted in Gazette 27 Jun 2008 p. 3053.]*

**4. Clause 1.1**

In clause 1.1 —

- (a) delete “passenger cars and their derivatives,”, insert instead —  
“ motor vehicles, ”;
- (b) delete the second sentence.

*[Clause 4 inserted in Gazette 27 Jun 2008 p. 3053.]*

**5. Clauses deleted**

Delete clauses 2.4, 2.5, 2.6, 3.12, 5.2.2(b) and 6.3(h).

*[Clause 5 inserted in Gazette 27 Jun 2008 p. 3053.]*

## **Schedule 17 — Product safety standard for prams and strollers**

[r. 62]

*[Heading inserted in Gazette 27 Jun 2008 p. 3054.]*

### **Division 1 — AS/NZS 2088:2000**

*[Heading inserted in Gazette 27 Jun 2008 p. 3054.]*

**1. AS/NZS 2088:2000**

Australian/New Zealand Standard AS/NZS 2088:2000 “Prams and strollers — Safety requirements” published by Standards Australia on 15 December 2000.

*[Clause 1 inserted in Gazette 27 Jun 2008 p. 3054.]*

### **Division 2 — Variations to AS/NZS 2088:2000**

*[Heading inserted in Gazette 27 Jun 2008 p. 3055.]*

**2. Clause 1**

In clause 1 delete the first sentence and insert instead —

“

This standard specifies safety requirement for prams and strollers.

”.

*[Clause 2 inserted in Gazette 27 Jun 2008 p. 3055.]*

**3. Clauses deleted**

Delete the following clauses —

cl. 2	cl. 3	cl. 5
cl. 6	cl. 7.1	cl. 7.2
cl. 7.3	cl. 7.4	cl. 7.5
cl. 7.7	cl. 7.9	cl. 8.1
cl. 8.2	cl. 8.3	cl. 8.4
cl. 8.6.1	cl. 8.8	cl. 8.9

cl. 8.10	cl. 9	cl. 10
App B	App C	App D
App E	App F	App G
App H	App K	App O
App P	App Q	

*[Clause 3 inserted in Gazette 27 Jun 2008 p. 3055.]*

**4. Clause 7.6**

In clause 7.6 delete “(See Note to Clause 7.5)” and insert instead —  
“

The colour of the parking device actuator shall be red. The  
surrounding frame work and mouldings shall be a  
contrasting colour.

”.

*[Clause 4 inserted in Gazette 27 Jun 2008 p. 3055.]*

**5. Clause 7.8**

- (1) In clause 7.8.1.1(a) delete “comprising shoulder,” and insert  
instead —  
“ that includes ”.
- (2) In clause 7.8.1.1(a) delete “An example is shown in Figure 3.”.
- (3) In clause 7.8.1.1 delete paragraphs (b), (c) and (d).
- (4) In clause 7.8.1.1(e) delete “Items (a) and (b)” and insert instead —  
“ Item (a) ”.
- (5) In clause 7.8.1.1 delete Figure 3.
- (6) Delete clause 7.8.1.2.
- (7) In clause 7.8.1.3 delete “at a point where the seat cannot be pulled  
away from the frame of the stroller by pulling the restraint straps”.

*[Clause 5 inserted in Gazette 27 Jun 2008 p. 3055-6.]*

**6. Clause 7.10**

At the end of clause 7 insert —

“

**7.10 Tether strap**

- (a) Vehicles shall be provided with a suitable strap to allow the vehicle to be tethered to the vehicle operator while it is in use.
- (b) The tether strap shall be designed to reduce the possibility of it being a strangulation hazard for infants inside or outside the vehicle.  
This includes the following requirements:
  - (i) The length of the strap shall be as short as practical.
  - (ii) Any loop in the strap shall have a perimeter of less than 360 mm.

”.

*[Clause 6 inserted in Gazette 27 Jun 2008 p. 3056.]*

**7. Clause 8.6.2**

- (1) In clause 8.6.2(a) —

- (a) after the paragraph heading insert —

“

The head barrier must comply with either subparagraph (i) or subparagraph (ii).

”.

- (b) before “When tested” insert “(i)”;
- (c) in paragraph (a) delete “(See also note to Clause 7.9.)”;
- (d) at the end of paragraph (a) insert —

“

- (ii) When tested in accordance with the following procedures the test ball shall not fall out of the seat unit.

Recline the backrest of the seat unit to the most reclined position. Attach, according to the manufacturer's instructions, the textile parts intended to retain the child (including the rear part of the hood and aprons).

Fix the vehicle to a plane inclined to 45° with respect to the horizontal and 15° with respect to the perpendicular direction of the longitudinal axis considered when inclining the plane to 45°. The vehicle shall be placed along the longitudinal axis of the plane.

Place a test ball comprising a sphere with a hard smooth surface of diameter 120 mm ( $\pm 2$  mm) and 5 kg ( $\pm 0.1$  kg) weight on the centre of the junction of the seat and backrest of the vehicle and let the ball roll freely. Record whether the test ball falls out of the seat unit.

Repeat the procedure but with an inclination of the plane of 15° to the opposite side of the longitudinal axis.

Repeat the procedure without inclining the plane at 15° but simply reclined at 45°.

”.

(2) In clause 8.6.2(b) —

(a) delete “the following shall also apply:” and insert —

“

the head barrier must either comply with both Items (i) and (ii), or comply with Item (iii).

”.

(b) after Item (ii) insert —

“

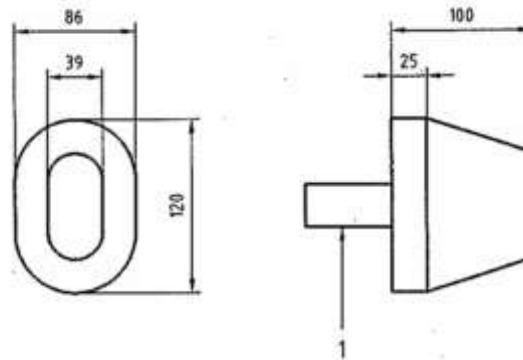
(iii) When tested in accordance with the following procedures, if the small torso probe passes through the gap between the



handle and the pram/stroller body, the large head probe shall also pass through.

The probes used in this test are made of hard smooth material fitted with suitable handgrips, comprising —

- a small torso probe with dimensions as shown in Figure A below —



**Figure A**

Notes to Figure A:

- dimensions are in mm;
- 1 is the handgrip; and
- a large head probe in the shape of a cylinder of diameter 223 mm and length 100 mm, with a handgrip fitted to an end of the cylinder.

These probes have dimensional tolerances of  $\pm 2$  mm.

Check whether the small torso probe can pass through the gap between the handle and the end of the pram/stroller body applying a force of 90 N.

Check if the large head probe passes through the opening when pushed along the axis of the handgrip, with a force not exceeding 5 N.

”.

*[Clause 7 inserted in Gazette 27 Jun 2008 p. 3056-8.]*

**9. Clause 11.1**

In clause 11.1 after paragraph (e) insert —

“

- (f) A notice placed on the tether strap, as follows:  
WARNING: USE THIS STRAP TO STOP THE  
PRAM/STROLLER\* ROLLING AWAY.

”

*[Clause 9 inserted in Gazette 27 Jun 2008 p. 3058.]*

**10. Clause 11.2**

Delete clause 11.2 and insert instead —

“

**11.2 Legibility of marking**

The wording shall be clearly legible and the marking specified in clauses 11.1(c), (d), (e) and (f) shall be in characters not less than 2.5 mm high.

”

*[Clause 10 inserted in Gazette 27 Jun 2008 p. 3058.]*

## **Schedule 18 — Testing procedures for hot water bottles**

[r. 68, 69, 71, 72 and 73]

*[Heading inserted in Gazette 22 Aug 2008 p. 3663.]*

### **Division 1 — Tests for stoppers**

*[Heading inserted in Gazette 22 Aug 2008 p. 3663.]*

#### **Subdivision 1 — Filling a hot water bottle prior to testing**

*[Heading inserted in Gazette 22 Aug 2008 p. 3663.]*

#### **1. Procedure for filling a hot water bottle designed to be partly filled**

- Step 1** Fill the hot water bottle to two-thirds capacity.
- Step 2** Expel all the air by lowering the hot water bottle carefully on to a flat surface.
- Step 3** Insert the stopper, ensuring —
- (a) if the stopper is a screw stopper — that the screw stopper is tightened to a torque of  $(2 \pm 0.1)$  Nm; or
  - (b) if the stopper is a push in stopper — that the stopper is pushed in fully.

*[Clause 1 inserted in Gazette 22 Aug 2008 p. 3663.]*

#### **2. Procedure for filling a hot water bottle designed to be completely filled**

- Step 1** Completely fill the hot water bottle in an upright position until water appears at the opening.
- Step 2** Insert the stopper, ensuring —
- (a) if the stopper is a screw stopper — that the screw stopper is tightened to a torque of  $(2 \pm 0.1)$  Nm; or
  - (b) if the stopper is a push in stopper — that the stopper is pushed in fully.

*[Clause 2 inserted in Gazette 22 Aug 2008 p. 3663.]*

**Subdivision 2 — Tests for stoppers**

*[Heading inserted in Gazette 22 Aug 2008 p. 3663.]*

**3. Test 1**

**Step 1A** For a hot water bottle that is designed to be partly filled, follow the procedure set out in clause 1 and use water at a temperature of  $(85 \pm 2)^{\circ}\text{C}$ .

**Step 1B** For a hot water bottle that is designed to be completely filled, follow the procedure set out in clause 2 and use water at a temperature of  $(85 \pm 2)^{\circ}\text{C}$ .

**Step 2** Place the hot water bottle in a horizontal position.

**Step 3** Apply a force of  $0.9^{+0.09}_0$  kN, evenly distributed over the surface of the hot water bottle, for 5 minutes.

**Step 4** Check the hot water bottle for any visible leakage of water.

*[Clause 3 inserted in Gazette 22 Aug 2008 p. 3663-4.]*

**4. Test 2**

**Step 1A** For a hot water bottle that is designed to be partly filled, follow the procedure set out in clause 1 and use water that has just gone off the boil.

**Step 1B** For a hot water bottle that is designed to be completely filled, follow the procedure set out in clause 2 and use water that has just gone off the boil.

**Step 2** Invert the hot water bottle and suspend it vertically for 10 minutes.

**Step 3** Remove the stopper and empty the hot water bottle.

**Step 4** Repeat step 1A or 1B, and then steps 2 and 3 20 times in a continuous period for up to 168 hours and check for any visible signs of leakage on each occasion the steps are repeated.

**Step 5** Examine the stopper for any visible damage.

*[Clause 4 inserted in Gazette 22 Aug 2008 p. 3664.]*

**Subdivision 3 — Test for separation of screw stoppers**

*[Heading inserted in Gazette 22 Aug 2008 p. 3664.]*

**5. Torque wrench**

To comply with clause 7, use a torque wrench that —

- (a) is capable of being set to read an accuracy of 0.1 Nm; and
- (b) has a suitable adapter that fits the stopper; and
- (c) provides the application of the torque through the axis of the stopper.

*[Clause 5 inserted in Gazette 22 Aug 2008 p. 3664.]*

**6. Tensile machine**

To comply with clause 7, use a tensile machine that —

- (a) is capable of generating a tensile force of 0.5 kN between the upper and lower platen; and
- (b) has an upper platen equipped with a tensile jaw capable of holding the stopper; and
- (c) has a bottom platen equipped with a jaw capable of securely holding the body of the hot water bottle without tearing any part of the hot water bottle.

*[Clause 6 inserted in Gazette 22 Aug 2008 p. 3664.]*

**7. Procedure**

- Step 1** Ensure that the hot water bottle is at a temperature of  $(23 \pm 2)^{\circ}\text{C}$ .
- Step 2** Insert the stopper and tighten to a torque of  $(2 \pm 0.1)$  Nm.
- Step 3** Use a tensile machine to apply a force of 0.5 kN between the body of the hot water bottle and the stopper continuously for 5 minutes.
- Step 4A** For a hot water bottle that is designed to be partly filled, follow the procedure set out in clause 1 and use water at a temperature of  $(23 \pm 2)^{\circ}\text{C}$ .

**Step 4B** For a hot water bottle that is designed to be completely filled, follow the procedure set out in clause 2 and use water at a temperature of  $(23 \pm 2)^{\circ}\text{C}$ .

**Step 5** Use the test apparatus referred to in clause 9 to apply a continuous compressive force of  $0.9^{+0.09}_0$  kN to the body of the hot water bottle for  $2 \text{ minutes} \pm 30 \text{ seconds}$ .

**Step 6** Inspect the hot water bottle for visible leakage and for any separation of the stopper.

*[Clause 7 inserted in Gazette 22 Aug 2008 p. 3664-5.]*

### **Division 2 — Seam test**

*[Heading inserted in Gazette 22 Aug 2008 p. 3665.]*

## **8. Procedure**

**Step 1** Cut from a hot water bottle 6 equally spaced strip test pieces of 12.5 mm wide with a minimum length of 115 mm at right angles to and around the seam.

**Step 2** Insert each test piece, one test piece at a time, in the jaws of a tensile machine and, using a rate of grip separation of 500 mm per minute, apply sufficient force to break the test pieces completely.

**Step 3** Record the maximum force required to break each test piece.

**Step 4** Report the median force required to break the test pieces.

*[Clause 8 inserted in Gazette 22 Aug 2008 p. 3665.]*

### **Division 3 — Determination of pressure resistance**

*[Heading inserted in Gazette 22 Aug 2008 p. 3665.]*

## **9. Test apparatus**

- (1) To comply with clause 10, use test apparatus for which the upper and lower plate of the test apparatus must —
  - (a) be smooth; and

- (b) be at least the size of the hot water bottle that is tested without contact from the neck of the hot water bottle; and
  - (c) have smooth edges of approximately 3 mm radius; and
  - (d) be free from sharp corners; and
  - (e) be capable of applying a load of between 0 kN and 0.9 kN in not less than 3 seconds.
- (2) The test apparatus must —
- (a) apply a load from 0 kN to 0.9 kN in not less than 3 seconds; and
  - (b) hold the load at 0.9 kN for a minimum of 3 seconds; and
  - (c) after performing the requirement in paragraph (b), return the load to a zero load in a minimum of 3 seconds; and
  - (d) perform the requirements in paragraphs (a), (b) and (c) sequentially at least 5 times in one minute.

*[Clause 9 inserted in Gazette 22 Aug 2008 p. 3665-6.]*

## **10. Procedure**

**Step 1A** For a hot water bottle that is designed to be partly filled, follow the procedure set out in clause 1 and use water at a temperature of  $(23 \pm 2)^{\circ}\text{C}$ .

**Step 1B** For a hot water bottle that is designed to be completely filled, follow the procedure set out in clause 2 and use water at a temperature of  $(23 \pm 2)^{\circ}\text{C}$ .

**Step 2** Place the filled hot water bottle on the lower plate of the test apparatus.

**Step 3** Apply a load on the upper plate from 0 kN to 0.9 kN in not less than 3 seconds.

**Step 4** Hold the load at 0.9 kN for a minimum of 3 seconds.

**Step 5** Decrease the load from 0.9 kN to 0 kN in not less than 3 seconds.

**Step 6** Perform steps 3 to 5 500 times.

**Step 7** Examine the hot water bottle for leakage.

*[Clause 10 inserted in Gazette 22 Aug 2008 p. 3666.]*

**Division 4 — Informative labels for hot water bottles**

*[Heading inserted in Gazette 22 Aug 2008 p. 3666.]*

**11.     General**

- (1) A hot water bottle must be accompanied by the following warning message —

“WARNING — HOT WATER BOTTLES CAN CAUSE BURNS.  
AVOID PROLONGED DIRECT CONTACT WITH THE SKIN.”.

- (2) A hot water bottle must be accompanied by one of the following warning messages —

(a) for a hot water bottle that is designed to be partly filled —  
“This hot water bottle is designed to be partly filled.”;

(b) for a hot water bottle that is designed to be completely filled —

“This hot water bottle is designed to be completely filled.”.

- (3) A hot water bottle made of natural rubber must be accompanied by the following warning message —

“This hot water bottle is made of natural rubber.”.

*[Clause 11 inserted in Gazette 22 Aug 2008 p. 3666-7.]*



## **Schedule 19 — Product safety standard for children's portable folding cots**

[r. 75]

*[Heading inserted in Gazette 30 Dec 2008 p. 5637.]*

### **Division 1 — AS/NZS 2195:1999**

*[Heading inserted in Gazette 30 Dec 2008 p. 5637.]*

**1. AS/NZS 2195:1999**

Australian/New Zealand Standard AS/NZS 2195:1999 “Folding cots — Safety requirements” published by Standards Australia on 15 November 1999.

*[Clause 1 inserted in Gazette 30 Dec 2008 p. 5637.]*

### **Division 2 — Variations to AS/NZS 2195:1999**

*[Heading inserted in Gazette 30 Dec 2008 p. 5637.]*

**2. Foreword**

Delete the second paragraph of the foreword.

*[Clause 2 inserted in Gazette 30 Dec 2008 p. 5637.]*

**3. Clause 1**

In clause 1 delete all of the text after “for folding cots”.

*[Clause 3 inserted in Gazette 30 Dec 2008 p. 5637.]*

**4. Clauses 2, 3, 5 and 6**

Delete clauses 2, 3, 5 and 6.

*[Clause 4 inserted in Gazette 30 Dec 2008 p. 5637.]*

**5. Clause 7**

Delete clause 7 and insert the following clause instead —

“

**7 CONSTRUCTION AND ASSEMBLY**

The cot mattress and components within the cot shall not be of inflatable construction.

”.

*[Clause 5 inserted in Gazette 30 Dec 2008 p. 5637.]*

**6. Clause 8**

- (1) In clause 8.1(b) delete the Note.
- (2) In clause 8.1(d) —
  - (a) delete “on warning labels specified in Clauses 12.1(i), 12.2 and 13.2(b) (measured horizontally)”; and
  - (b) delete Note 2.
- (3) In clause 8.3(a) delete the Note.
- (4) Delete clause 8.3(b).
- (5) In clause 8.3(c) delete the Note.
- (6) In clause 8.4.1 delete “distinct locking position.” and insert instead —

“ clearly distinct locked position. ”.
- (7) Delete clause 8.4.2 including Figure 1.
- (8) In clause 8.4.3 —
  - (a) in paragraph (e) delete “before and after being tested in accordance with Appendix G”; and
  - (b) delete the Note.
- (9) Delete clauses 8.5, 8.6 and 8.7.

*[Clause 6 inserted in Gazette 30 Dec 2008 p. 5637-8.]*

**7. Clause 9**

Delete clause 9.

*[Clause 7 inserted in Gazette 30 Dec 2008 p. 5638.]*

**8. Clause 10**

- (1) Delete clauses 10.1 and 10.2 including Figure 2 and insert the following clauses instead —

“

**10.1 General** The applicable tests specified in clauses 10.2, 10.5, 10.13 and 10.14 shall be performed on the same folding cot assembled in accordance with the manufacturer's instructions and without any accessories fitted.

**10.2 Entrapment hazard test** The folding cot shall be tested in accordance with Appendix A using the 95 mm probe. All gaps accessible within the folding cot shall not allow the 95 mm probe to pass through.

”.

- (2) Delete clauses 10.3, 10.4, 10.6, 10.7, 10.8, 10.9, 10.10, 10.11 and 10.12.
- (3) In clause 10.13(c) delete “500 mm” and insert instead —
- “ 400 mm ”.
- (4) Delete clauses 10.15 and 10.16.

*[Clause 8 inserted in Gazette 30 Dec 2008 p. 5638.]*

**9. Clauses 11 and 12**

Delete clauses 11 and 12.

*[Clause 9 inserted in Gazette 30 Dec 2008 p. 5638.]*

**10. Clause 13**

- (1) Delete clause 13.1.

- (2) Delete clause 13.2 and insert instead —

“

**13.2 Safety marking** The cot shall be permanently, prominently and legibly marked on the inside of the cot with at least:

- (a) instructions for assembly and locking procedures;
- (b) a warning to check before each use that the cot is correctly assembled and locking devices are fully engaged;
- (c) either a warning to use a mattress of specified dimensions or a warning to use the mattress supplied by the manufacturer; and
- (d) a warning not to add an extra mattress as this may cause suffocation.

”.

- (3) Delete clauses 13.3 and 13.4.

*[Clause 10 inserted in Gazette 30 Dec 2008 p. 5639.]*

## **11. Appendix A**

- (1) In Appendix A clause A1 delete the words “finger, limb and”.

- (2) In Appendix A clause A2 —

- (a) delete “A series of probes are” and insert instead —  
“ A probe is ”; and
- (b) delete “to the probes” and insert instead —  
“ to the probe ”; and
- (c) delete Notes 1 and 2.

- (3) Delete Appendix A clause A3 and insert instead —

“

**A3 APPARATUS** The following apparatus is required:

- (a) A spherical probe made of a suitably rigid material having a diameter of  $95 \pm 0.5$  mm. The probe may be mounted on a rod of diameter not greater than

15 mm for the purpose of applying the specified force.

- (b) A means of applying a force of  $50 \pm 5\text{N}$ .

”.

- (4) In Appendix A delete clause A4 (e), (f), (g), (h), (i), (j), (k), (l), (m), (n) and (o).

- (5) In Appendix A delete clause A5 (b), (c) and (d).

*[Clause 11 inserted in Gazette 30 Dec 2008 p. 5639.]*

**12. Appendices B, D, E, F, G, H, I, J, M and N**

Delete Appendices B, D, E, F, G, H, I, J, M and N.

*[Clause 12 inserted in Gazette 30 Dec 2008 p. 5639.]*

## **Schedule 20 — Standard for baby bath aids**

[r. 77]

*[Heading inserted in Gazette 28 May 2010 p. 2373.]*

### **1. Form and content of warning**

- (1) Subject to subclause (4), a baby bath aid and any packaging in which the baby bath aid is supplied must bear a warning containing —
  - (a) a notice stating “WARNING — Children have DROWNED while using bath aids. This is NOT a safety device. ALWAYS keep baby within arm’s reach. NEVER leave baby in care of children.”; and
  - (b) 2 safety alert symbols, placed immediately to the left and right of the notice.
- (2) On both a baby bath aid and any packaging in which the baby bath aid is supplied —
  - (a) that part of the warning consisting of the notice must include —
    - (i) the word “WARNING” in capital letters at least 10 mm high; and
    - (ii) the words “DROWNED”, “NOT”, “ALWAYS” and “NEVER” in capital letters at least 5 mm high; and
    - (iii) the remaining words in lower case letters at least 2.5 mm high;and
  - (b) the warning must be —
    - (i) permanently affixed to the baby bath aid and any packaging; and
    - (ii) prominently and conspicuously displayed; and
    - (iii) in a contrasting colour to the colour of the baby bath aid and of any packaging.
- (3) The warning on the baby bath aid must —
  - (a) be on the upper surface of the baby bath aid; and
  - (b) be visible to a person when a baby is in the baby bath aid; and

- (c) not contain any ink, colouring or other material that may run or fade when the baby bath aid is subjected to bathing conditions.
- (4) If the packaging in which a baby bath aid is supplied is colourless and transparent, and the warning on the baby bath aid is clearly legible to a person through the packaging, the warning is not required on that packaging.

*[Clause 1 inserted in Gazette 28 May 2010 p. 2373-4.]*

## **Schedule 21 — Standard for exercise cycles**

[r. 81]

*[Heading inserted in Gazette 28 May 2010 p. 2375.]*

### **Division 1 — AS 4092:1993**

*[Heading inserted in Gazette 28 May 2010 p. 2375.]*

#### **1. AS 4092:1993**

Australian Standard 4092:1993 “*Exercise cycles — Safety requirements*” approved by the Standards Association of Australia on 26 August 1993 and published on 11 October 1993.

*[Clause 1 inserted in Gazette 28 May 2010 p. 2375.]*

### **Division 2 — Variations to AS 4092:1993**

*[Heading inserted in Gazette 28 May 2010 p. 2375.]*

#### **2. Variations**

The Standard specified in clause 1 is varied by deleting clauses 1.1, 1.2, 1.3.1, 3.3 and 4.1.

*[Clause 2 inserted in Gazette 28 May 2010 p. 2375.]*



## **Schedule 22 — Standard for flotation toys and aquatic toys**

[r. 83]

*[Heading inserted in Gazette 28 May 2010 p. 2375.]*

### **Division 1 — AS 1900-1991**

*[Heading inserted in Gazette 28 May 2010 p. 2375.]*

#### **1. AS 1900-1991**

Australian Standard AS 1900-1991 *Flotation toys and swimming aids for children*, approved by Standards Australia on 12 July 1991 and incorporating all amendments approved by Standards Australia as at 8 April 2009.

*[Clause 1 inserted in Gazette 28 May 2010 p. 2375.]*

### **Division 2 — Variations to AS 1900-1991**

*[Heading inserted in Gazette 28 May 2010 p. 2375.]*

#### **2. Variations**

The Standard specified in clause 1 is varied in the following manner —

- (a) delete the text in clause 1.1 and insert:

**SCOPE** This Standard specifies requirements for flotation toys which are:

- (a) designed or clearly intended for use in play by children under 14 years of age; and
- (b) intended to bear the mass of a child in water, whether inflatable or not;

whether or not worn or otherwise attached to the body.

- (b) delete clause 1.3.5;

- (c) delete the text in clause 1.3.6 and insert:

**Flotation toy** – an article which is:

- (a) designed or clearly intended for use in play by children under 14 years of age; and
- (b) intended to bear the mass of a child in water, whether inflatable or not;

whether or not worn or otherwise attached to the body.

(See Figure 1.1)

- (d) delete clause 1.3.7;

- (e) in Figure 1.1:

- (i) delete the text “Kickboards” as it appears in relation to “Flotation toys”; and
- (ii) delete the text “**AND SWIMMING AIDS**” as it appears in the heading; and
- (iii) delete the part of the figure relating to the classification of “Swimming aids”;

- (f) in clause 2.5 delete the text “, and swimming aid vests shall retain sufficient buoyancy to comply with Clause 7.2.3”;

- (g) delete clause 2.8;

- (h) delete clause 2.10;

- (i) in clause 3.1 delete the text:

- (a) kickboards;
- (b) inflatable novelty shapes;
- (c) inflatable toy boats (see Clause 1.3.8) and;
- (d) inflatable pontoon shoes.

and insert:

- (a) inflatable novelty shapes;

(b) inflatable toy boats (see Clause 1.3.8) and;

(c) inflatable pontoon shoes.

(j) delete clause 5;

(k) delete clause 6;

(l) delete clause 7;

(m) in clause 8.1.1 delete the text “and swimming aids”;

(n) in clause 8.1.2 delete the text “Any flotation toy, including all inflatable novelty shapes, inflatable toy boats and all flotation rings but excluding kickboards,” and insert:

All flotation toys

(o) delete clause 8.1.3;

(p) delete clause 8.1.4;

(q) delete clause 8.1.5;

(r) in clause 8.1.6 delete the text “Clauses 8.1.2 to 8.1.5” and insert:

Clause 8.1.2

(s) in clause 8.2 delete the text “Clauses 8.1.2 to 8.1.5” and insert:

Clause 8.1.2

(t) in Appendix A delete the text “or swimming aid” in the first paragraph;

(u) delete Appendix B.

*[Clause 2 inserted in Gazette 28 May 2010 p. 2375-8.]*

**Division 3 — AS/NZS ISO 8124.1:2002**

*[Heading inserted in Gazette 28 May 2010 p. 2378.]*

**3. AS/NZS ISO 8124.1:2002**

The following parts of Australian/New Zealand Standard AS/NZS ISO 8124.1:2002 *Safety of toys, Part 1: Safety aspects related to mechanical and physical properties (ISO 8124-1:2000, MOD)* approved by Standards Australia on 30 April 2002 —

- (a) clauses 3.2, 4.19, C.2.6, and E.33;
- (b) the variations to clauses 4.19, C.2.6, and E.33 contained in Appendix ZZ.

*[Clause 3 inserted in Gazette 28 May 2010 p. 2378.]*

**Division 4 — Variations to AS/NZS ISO 8124.1:2002**

*[Heading inserted in Gazette 28 May 2010 p. 2378.]*

**4. Variations**

The Standard specified in clause 3 is varied by —

- (a) delete the text in clause 3.2 and insert:

**aquatic toy**

article, which is:

- (a) designed or clearly intended for use in play by children under 14 years of age; and
- (b) intended to bear the mass of a child in water, whether inflatable or not;

whether or not worn or otherwise attached to the body.

- (b) in Appendix ZZ, for the variation to Clause C.2.6, insert the text “indelible” after the word “following” and before the word “warning”;
- (c) in Appendix ZZ, for the variation to Clause E.33, insert the text “of the first paragraph” after the text “last sentence”.

*[Clause 4 inserted in Gazette 28 May 2010 p. 2378-9.]*

## Schedule 23 — Standard for swimming aids and flotation aids

[r. 85]

*[Heading inserted in Gazette 28 May 2010 p. 2379.]*

### Division 1 — AS 1900-1991

*[Heading inserted in Gazette 28 May 2010 p. 2379.]*

**1. AS 1900-1991**

Australian Standard AS 1900-1991 *Flotation toys and swimming aids for children*, approved by Standards Australia on 12 July 1991 and incorporating all amendments approved by Standards Australia as at 8 April 2009.

*[Clause 1 inserted in Gazette 28 May 2010 p. 2379.]*

### Division 2 — Variations to AS 1900-1991

*[Heading inserted in Gazette 28 May 2010 p. 2379.]*

**2. Variations**

The Standard specified in clause 1 is varied in the following manner —

- (a) delete the text in clause 1.1 and insert:

**SCOPE** This Standard specifies requirements for swimming aids designed for children under 14 years of age worn on or attached to the body or in which the user sits for the purpose of either enabling them to gain confidence through water familiarisation, or to assist them in acquiring unaided buoyancy through swimming tuition.

- (b) delete the text in clause 1.3.5 and insert:

**Swimming aid** — an article which is designed for children under 14 years of age worn on or attached to the body or in which the user sits for the purpose of either enabling them to

gain confidence through water familiarisation, or to assist them in acquiring unaided buoyancy through swimming tuition (see Figure 1.1).

- (c) delete clause 1.3.6;
- (d) delete clause 1.3.8;
- (e) in Figure 1.1:
  - (i) delete the text “**FLOTATION TOYS AND**” as it appears in the heading; and
  - (ii) delete the part of the Figure relating to the classification of flotation toys;
- (f) delete clause 2.10;
- (g) delete clause 3;
- (h) delete clause 4;
- (i) in clause 8.1.1 delete the text “flotation toys and”;
- (j) delete clause 8.1.2;
- (k) delete clause 8.1.5;
- (l) in clause 8.1.6 delete the text “8.1.2 to 8.1.5” and insert:

8.1.3 and 8.1.4
- (m) in clause 8.2 delete the text “8.1.2 to 8.1.5” and insert:

8.1.3 and 8.1.4
- (n) in Appendix A in the first paragraph delete the text “flotation toy or”.

*[Clause 2 inserted in Gazette 28 May 2010 p. 2379-80.]*

**Division 3 — AS 1900-2002**

*[Heading inserted in Gazette 28 May 2010 p. 2381.]*

**1. AS 1900-2002**

Australian Standard AS 1900-2002 *Flotation aids for water familiarization and swimming tuition*, approved by Standards Australia on 30 November 2001.

*[Clause 1 inserted in Gazette 28 May 2010 p. 2381.]*

**Division 4 — Variations to AS 1900-2002**

*[Heading inserted in Gazette 28 May 2010 p. 2381.]*

**2. Variations**

The Standard specified in clause 3 is varied in the following manner —

- (a) delete the text in clause 1.1 and insert:

**SCOPE** This Standard specifies requirements for flotation aids designed for children under 14 years of age worn on or attached to the body or in which the user sits for the purpose of either enabling them to gain confidence through water familiarisation, or to assist them in acquiring unaided buoyancy through swimming tuition.

- (b) delete the text in clause 1.4.1 and insert:

**Flotation aid**

An article which is designed for children under 14 years of age worn on or attached to the body or in which the user sits for the purpose of either enabling them to gain confidence through water familiarisation, or to assist them in acquiring unaided buoyancy through swimming tuition.

- (c) delete clause 1.4.4;  
(d) delete clause 2.1.1;

***Fair Trading (Product Safety Standard) Regulations 2001***

**Schedule 23** Standard for swimming aids and flotation aids

**Division 4** Variations to AS 1900-2002

**cl. 2**

---

- (e) in clause 2.7, delete “Failure or deflation of any chamber shall not affect the security of fit of the aid, as required by Clause 2.1.1.”.

*[Clause 2 inserted in Gazette 28 May 2010 p. 2381-2.]*



## **Schedule 24 — Standards for lead and certain elements in children's toys**

[r. 93]

*[Heading inserted in Gazette 2 Feb 2010 p. 226.]*

### **Division 1 — Standards for children's toys other than finger paints for children**

*[Heading inserted in Gazette 2 Feb 2010 p. 226.]*

**1. AS/NZS ISO 8124.3:2003**

Australian/New Zealand Standard AS/NZS ISO 8124.3:2003, *Safety of toys Part 3 - Migration of certain elements*, published by Standards Australia on 23 May 2003.

*[Clause 1 inserted in Gazette 2 Feb 2010 p. 226.]*

### **Division 2 — Variations to AS/NZS ISO 8124.3:2003**

*[Heading inserted in Gazette 2 Feb 2010 p. 226.]*

**2. Clause 7**

In clause 7 delete “When appropriate, the toy shall be subjected to the relevant tests in accordance with ISO 8124-1, before the accessibility is considered.”

*[Clause 2 inserted in Gazette 2 Feb 2010 p. 226.]*

### **Division 3 — Standards for finger paints for children**

*[Heading inserted in Gazette 2 Feb 2010 p. 226.]*

**3. AS 8124.7-2003**

Clause 4.4 of Australian Standard AS 8124.7-2003, *Safety of toys Part 7 - Finger paints-Requirements and test methods*, published by Standards Australia on 26 June 2003.

*[Clause 3 inserted in Gazette 2 Feb 2010 p. 226.]*

## **Schedule 25 — Standard for children's toys containing magnets**

[r. 94]

*[Heading inserted in Gazette 25 Jun 2010 p. 2863.]*

### **Division 1 — Standard for children's toys containing magnets**

*[Heading inserted in Gazette 25 Jun 2010 p. 2863.]*

#### **1. AS/NZS ISO 8124.1:2002**

Clause 4.28 of Australian/New Zealand Standard AS/NZS ISO 8124.1:2002, "Safety of toys Part 1 — Safety aspects related to mechanical and physical properties", published by Standards Australia on 16 May 2002 including Amendment 2 to AS/NZS ISO 8124.1 published by Standards Australia on 20 February 2009, and the following clauses as referenced by clause 4.28 —

- (a) Clause 3;
- (b) Clause 4.1 first paragraph only;
- (c) Clause 5.24.1 first paragraph only;
- (d) Clauses 5.24.2, 5.24.3, 5.24.5, 5.24.6.1, 5.24.7, omitting the last paragraph of each of these clauses;
- (e) Clause 5.25 and Figure 22;
- (f) Clause C.2.19;
- (g) Clause E.2.

*[Clause 1 inserted in Gazette 25 Jun 2010 p. 2863.]*

#### **Division 2 — Variations to AS/NZS ISO 8124.1:2002**

*[Heading inserted in Gazette 25 Jun 2010 p. 2863.]*

#### **2. Clause 4.28**

In Clause 4.28 a) delete "(see C.2.19 for guidance)." and insert:  
as specified in C.2.19.

*[Clause 2 inserted in Gazette 25 Jun 2010 p. 2863.]*

**3.      Clause C.2.19**

In Clause C.2.19 delete “should include a statement similar to the following:” and insert:

shall include the following words or words to the same effect:

*[Clause 3 inserted in Gazette 25 Jun 2010 p. 2864.]*

=====

## Notes

- <sup>1</sup> This is a compilation of the *Fair Trading (Product Safety Standard) Regulations 2001* and includes the amendments made by the other written laws referred to in the following table <sup>2</sup>. The table also contains information about any reprint.

### Compilation table

Citation	Gazettal	Commencement
<i>Fair Trading (Product Safety Standard) Regulations 2001</i>	15 Jan 2002 p. 183-228	15 Jan 2002
<i>Fair Trading (Product Safety Standard) Amendment Regulations (No. 2) 2002</i>	23 Apr 2002 p. 2121-3	1 Nov 2002 (see r. 2)
<i>Fair Trading (Product Safety Standard) Amendment Regulations (No. 3) 2002</i>	1 Nov 2002 p. 5361-2	1 Nov 2002 (see r. 2)
<i>Fair Trading (Product Safety Standard) Amendment Regulations 2003</i>	6 May 2003 p. 1555-60	6 May 2003
<i>Fair Trading (Product Safety Standard) Amendment Regulations (No. 2) 2003</i>	10 Oct 2003 p. 4399-400	10 Oct 2003
<i>Fair Trading (Product Safety Standard) Amendment Regulations 2004</i>	1 Oct 2004 p. 4273-83	1 Oct 2004
<i>Fair Trading (Product Safety Standard) Amendment Regulations (No. 2) 2004</i>	5 Nov 2004 p. 4981	5 Nov 2004
<i>Fair Trading (Product Safety Standard) Amendment Regulations (No. 3) 2004</i>	31 Dec 2004 p. 7134-5	31 Dec 2004
<i>Fair Trading (Product Safety Standard) Amendment Regulations (No. 2) 2005</i>	1 Jul 2005 p. 2997-8	1 Jul 2005
<i>Fair Trading (Product Safety Standard) Amendment Regulations (No. 3) 2005</i>	1 Jul 2005 p. 2998	1 Jul 2005 (see r. 2)

**Reprint 1: The Fair Trading (Product Safety Standard) Regulations 2001 as at 7 Oct 2005** (includes amendments listed above)

<b>Citation</b>	<b>Gazettal</b>	<b>Commencement</b>
<i>Fair Trading (Product Safety Standard) Amendment Regulations 2006</i>	21 Mar 2006 p. 1080-2	21 Mar 2006
<i>Fair Trading (Product Safety Standard) Amendment Regulations (No. 3) 2006</i>	20 Oct 2006 p. 4460-7	20 Oct 2006
<i>Fair Trading (Product Safety Standard) Amendment Regulations (No. 2) 2006</i>	29 Dec 2006 p. 5879-80	29 Dec 2006
<i>Fair Trading (Product Safety Standard) Amendment Regulations (No. 2) 2007</i>	24 Apr 2007 p. 1759-60	24 Apr 2007
<b>Reprint 2: The Fair Trading (Product Safety Standard) Regulations 2001 as at 3 Aug 2007</b> (includes amendments listed above)		
<i>Fair Trading (Product Safety Standard) Amendment Regulations 2007</i>	12 Oct 2007 p. 5503-6	12 Oct 2007
<i>Fair Trading (Product Safety Standard) Amendment Regulations 2008</i>	27 Jun 2008 p. 3051-3	r. 1 and 2: 27 Jun 2008 (see r. 2(a)); Regulations other than r. 1 and 2: 28 Jun 2008 (see r. 2(b))
<i>Fair Trading (Product Safety Standard) Amendment Regulations (No. 2) 2008</i>	27 Jun 2008 p. 3053-8	r. 1 and 2: 27 Jun 2008 (see r. 2(a)); Regulations other than r. 1 and 2: 1 Jul 2008 (see r. 2(b))
<i>Fair Trading (Product Safety Standard) Amendment Regulations (No. 3) 2008</i>	22 Aug 2008 p. 3659-67	r. 1 and 2: 22 Aug 2008 (see r. 2(a)); Regulations other than r. 1 and 2: 23 Aug 2008 (see r. 2(b))
<b>Reprint 3: The Fair Trading (Product Safety Standard) Regulations 2001 as at 28 Nov 2008</b> (includes amendments listed above)		
<i>Fair Trading (Product Safety Standard) Amendment Regulations (No. 4) 2008</i>	30 Dec 2008 p. 5634-9	r. 1 and 2: 30 Dec 2008 (see r. 2(a)); Regulations other than r. 1 and 2: 31 Dec 2008 (see r. 2(b))
<i>Fair Trading (Product Safety Standard) Amendment Regulations (No. 2) 2009</i>	2 Feb 2010 p. 224-6	r. 1 and 2: 2 Feb 2010 (see r. 2(a)); r. 3 and 4: 3 Feb 2010 (see r. 2(b)); r. 5 and 6: 3 Feb 2010 (see r. 2(c)(ii))

<b>Citation</b>	<b>Gazettal</b>	<b>Commencement</b>
<i>Fair Trading (Product Safety Standard) Amendment Regulations 2010</i>	28 May 2010 p. 2341-82	r. 1 and 2: 28 May 2010 (see r. 2(a)); Regulations other than r. 1 and 2: 29 May 2010 (see r. 2(b))
<i>Fair Trading (Product Safety Standard) Amendment Regulations (No. 2) 2010</i>	25 Jun 2010 p. 2858-64	r. 1 and 2: 25 Jun 2010 (see r. 2(a)); Regulations other than r. 1 and 2: 1 Jul 2010 (see r. 2(b))

**Reprint 4: The Fair Trading (Product Safety Standard) Regulations 2001 as at 19 Nov 2010** (includes amendments listed above)

**These regulations expired on 22 Oct 2016 (see s. 3B of the Act and proclamation published in Gazette 21 Oct 2016 p. 4781-2)**

---

<sup>2</sup> The amendments in the *Fair Trading (Product Safety Standard) Amendment Regulations 2002* (published in *Gazette* 26 Mar 2002 p. 1741-3) were not included because, before they came into operation, they were repealed by the *Fair Trading (Product Safety Standard) Amendment Repeal Regulations 2002* (see *Gazette* 23 Apr 2002 p. 2123-4).

## Defined terms

*[This is a list of terms defined and the provisions where they are defined.  
The list is not part of the law.]*

Defined term	Provision(s)
adjustable lighter .....	2(1)
aerosol type portable fire extinguisher .....	20
American Standard .....	2(1)
AS/NZS 2172:2003.....	47
baby bath aid .....	76
baby walker.....	30
balloon-blowing kits .....	78
bean bag .....	43
bean bag cover .....	43
bean bag filling .....	43
blind .....	50
booster cushion .....	58
booster seat .....	58
bottom rail.....	50
bunk bed.....	29A
candle accessory .....	54
child carrying seat.....	40
child restraint .....	58
children's nightwear.....	32
children's toys.....	92
child-resistant slide-fastener .....	43
cot .....	47
CPI number .....	14
customs value.....	2(1)
disposable lighter .....	2(1), 2(6)
elastic luggage strap .....	16
eligible device .....	2(3), 2(4)
ex works agreement .....	2(1)
exercise cycle .....	80
external corded blind.....	50
ferrule.....	64
filling aperture.....	64
folding cot.....	74
hot water bottle .....	64
indexed amount.....	2(1)
integral filling funnel .....	64
latest CPI number.....	14
lighter.....	2(1), 2(2)
March 2003 CPI number.....	14
neck block .....	64

**Defined terms**

---

non-adjustable lighter.....	2(1)
novelty lighter .....	2(1), 2(7)
pedal bicycles.....	36
pram .....	61
prescribed tests.....	57(1)
pull cord .....	50
PVC.....	64
quarter .....	14
refillable lighter.....	2(1), 2(8)
relevant amount.....	2(5)
restraint component.....	58
safe operation.....	2(1)
safety alert symbol .....	76
safety pin with a catch cover.....	57(1)
slide-fastener .....	43
specific vehicle jack .....	25
spit or sputter .....	2(1)
Statistician.....	14
stopper.....	64
stroller .....	61
treadmill .....	90
value.....	2(5)
young child .....	2(1)